Case No. : GTS20230215017-1-10	
Ambient Condition: 23 ℃, 51 %RH, Atmos100.1Kpa,	
Test Date: 2023.3.22	**Test Engineer:** Jenny zeng

Appendix C.1: DTS Bandwidth

Test Result

TestMode	Antenna	Frequency[MHz]	DTS BW [MHz]	FL[MHz]	FH[MHz]	Limit[MHz]	Verdict
11B	Ant1	2412	8.520	2408.000	2416.520	0.5	PASS
		2437	8.560	2432.480	2441.040	0.5	PASS
		2462	8.040	2458.480	2466.520	0.5	PASS
11G	Ant1	2412	15.720	2404.440	2420.160	0.5	PASS
		2437	15.560	2429.000	2444.560	0.5	PASS
		2462	13.200	2456.960	2470.160	0.5	PASS
11N20SISO	Ant1	2412	14.720	2405.680	2420.400	0.5	PASS
		2437	16.280	2428.240	2444.520	0.5	PASS
		2462	14.760	2455.680	2470.440	0.5	PASS
11N40SISO	Ant1	2422	22.560	2414.480	2437.040	0.5	PASS
		2437	35.040	2419.480	2454.520	0.5	PASS
		2452	35.680	2434.480	2470.160	0.5	PASS

Test Graphs

11B_Ant1_2412

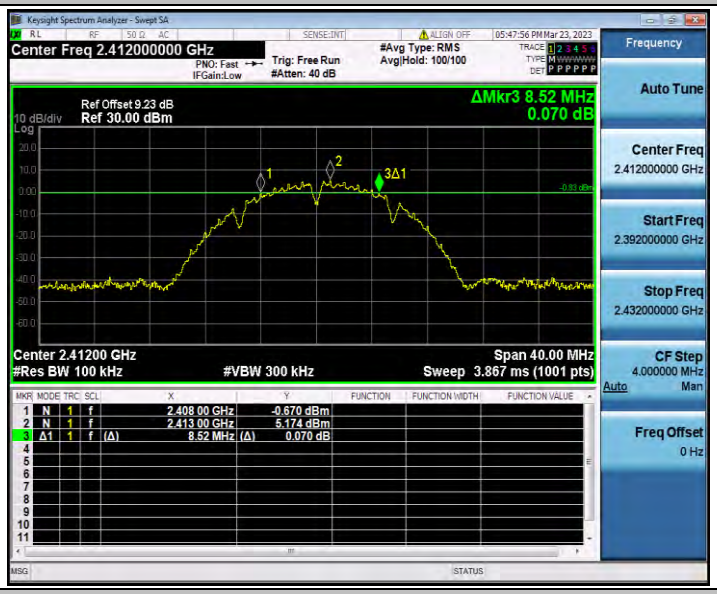

11B_Ant1_2437

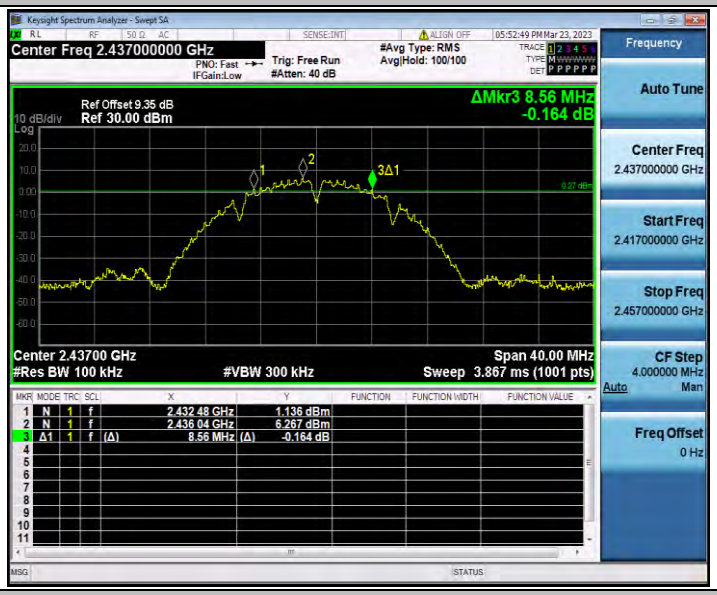

11B_Ant1_2462

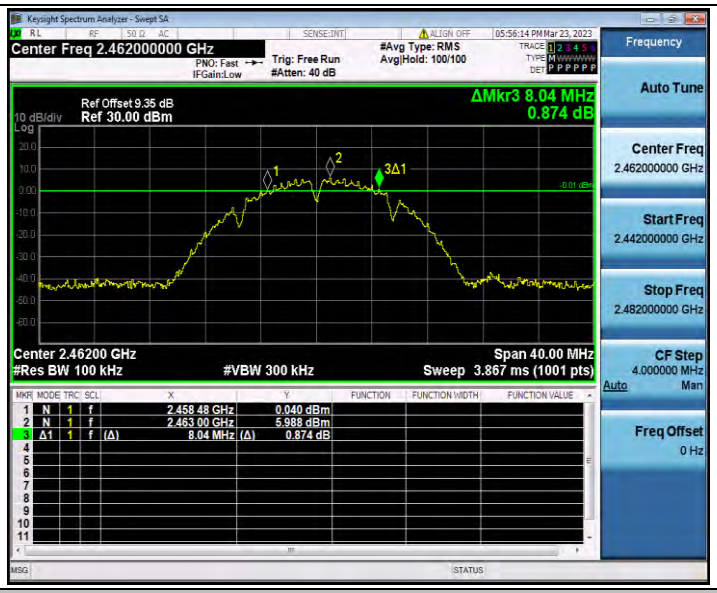

11G_Ant1_2412

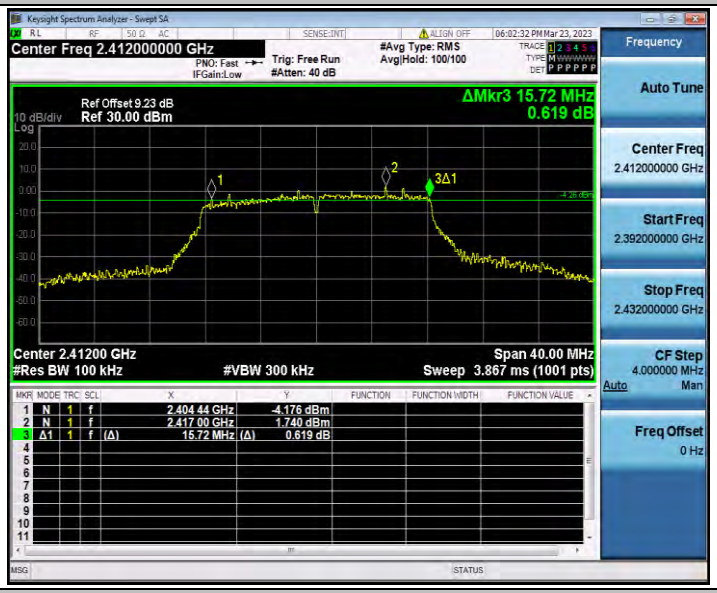

11G_Ant1_2437

11G_Ant1_2462

11N20SISO_Ant1_2412

11N20SISO_Ant1_2437

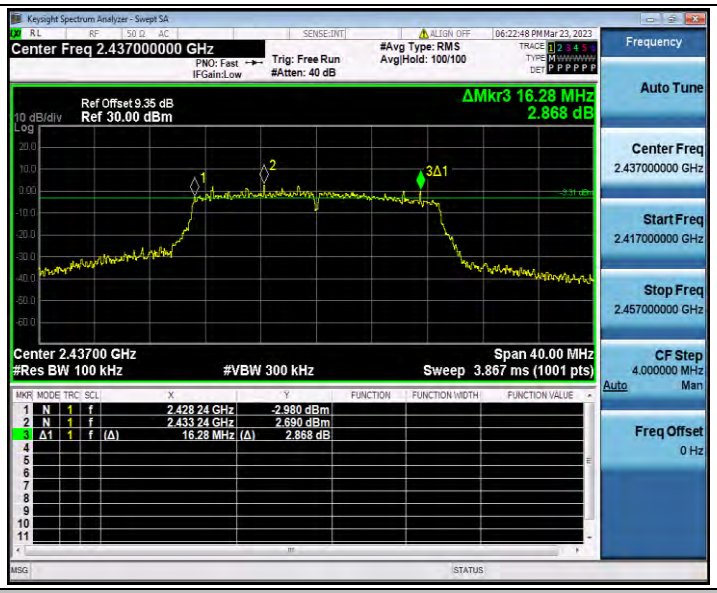

11N20SISO_Ant1_2462

11N40SISO_Ant1_2422

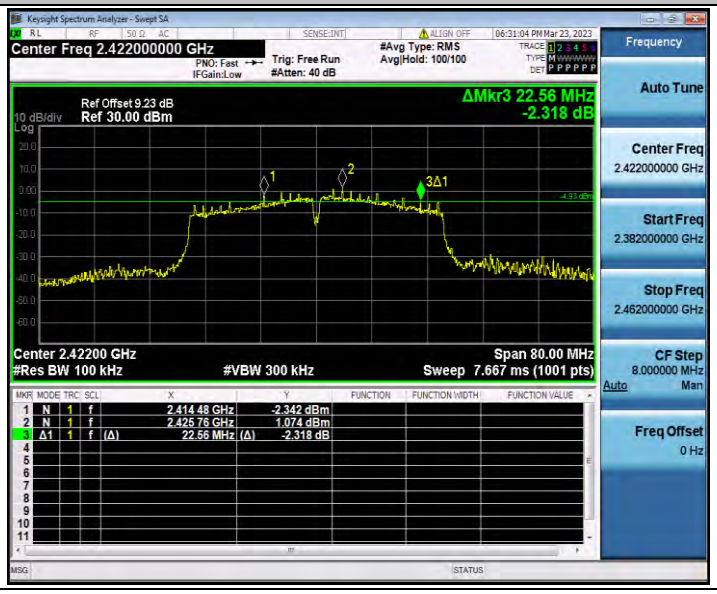

11N40SISO_Ant1_2437
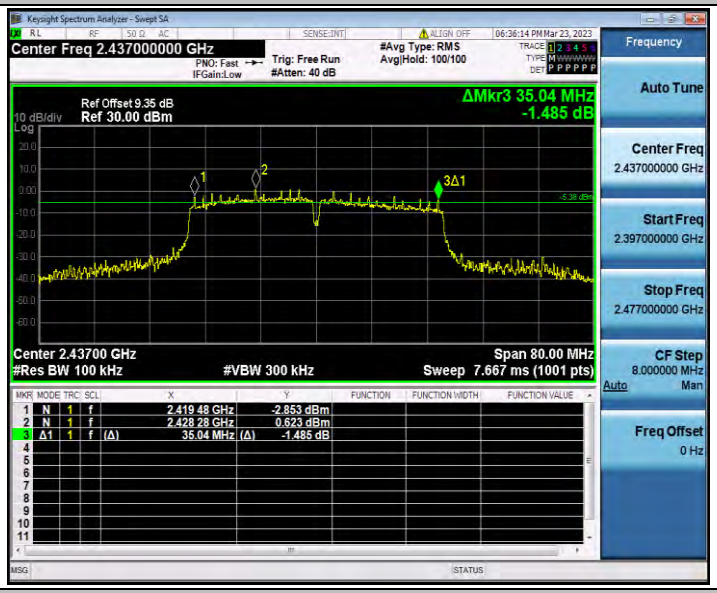

11N40SISO_Ant1_2452

Appendix C.2: Occupied Channel Bandwidth

Test Result

TestMode	Antenna	Channel Frequency[MHz]	OCB [MHz]	FL[MHz]	FH[MHz]	Limit[MHz]	Verdict
11B	Ant1	2412	13.134	2405.694	2418.828	---	---
		2437	13.434	2430.085	2443.519	---	---
		2462	12.930	2455.872	2468.802	---	---
11G	Ant1	2412	17.039	2403.686	2420.725	---	---
		2437	17.058	2428.294	2445.352	---	---
		2462	16.907	2453.822	2470.729	---	---
11N20SISO	Ant1	2412	17.967	2403.226	2421.193	---	---
		2437	17.934	2427.934	2445.868	---	---
		2462	17.902	2453.308	2471.210	---	---
11N40SISO	Ant1	2422	35.826	2404.253	2440.079	---	---
		2437	36.195	2418.885	2455.080	---	---
		2452	36.745	2433.898	2470.643	---	---

Test Graphs

11B_Ant1_2412

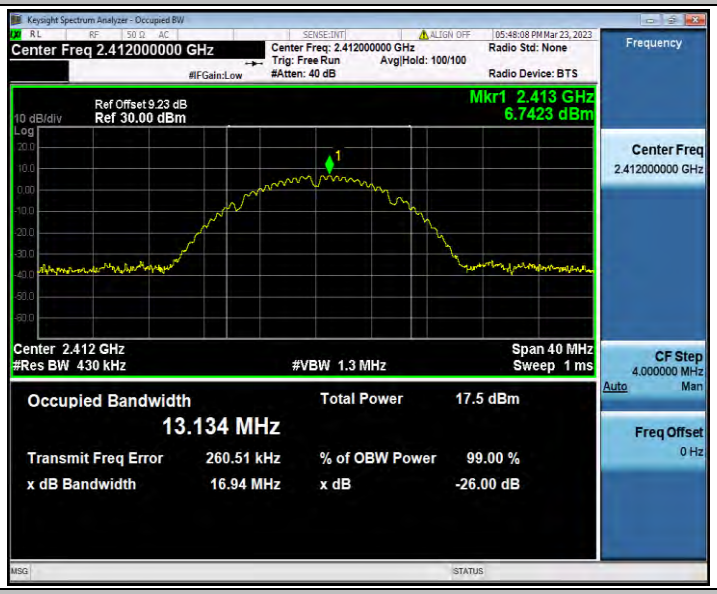

11B_Ant1_2437

11B_Ant1_2462

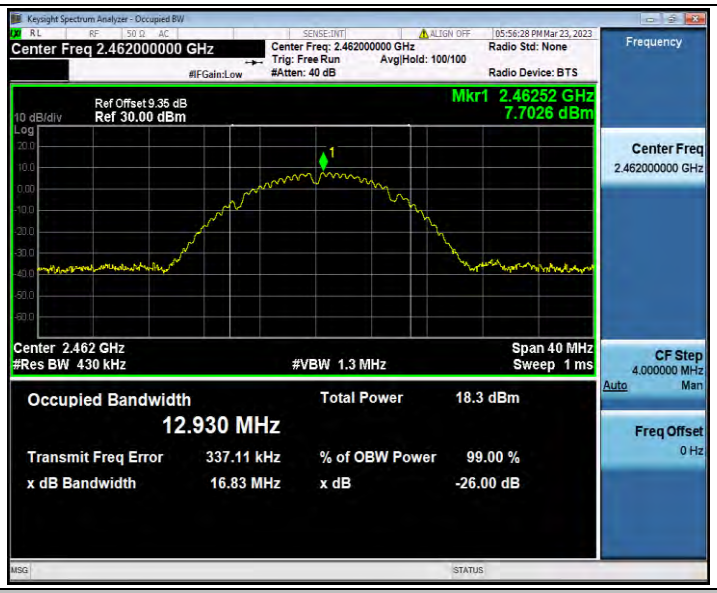

11G_Ant1_2412

11G_Ant1_2437

11G_Ant1_2462

11N20SISO_Ant1_2412

11N20SISO_Ant1_2437

11N20SISO_Ant1_2462

11N40SISO_Ant1_2422

11N40SISO_Ant1_2437

11N40SISO_Ant1_2452

Appendix C.3: Maximum conducted output power

Test Result Peak

TestMode	Antenna	Frequency[MHz]	Peak Powert[dBm]	Conducted Limit[dBm]	Verdict
11B	Ant1	2412	17.52	≤30.00	PASS
		2437	19.07	≤30.00	PASS
		2462	18.57	≤30.00	PASS
11G	Ant1	2412	19.40	≤30.00	PASS
		2437	20.74	≤30.00	PASS
		2462	20.16	≤30.00	PASS
11N20SISO	Ant1	2412	19.37	≤30.00	PASS
		2437	20.86	≤30.00	PASS
		2462	20.22	≤30.00	PASS
11N40SISO	Ant1	2422	20.11	≤30.00	PASS
		2437	20.42	≤30.00	PASS
		2452	20.42	≤30.00	PASS

Appendix C.4: Maximum power spectral density

Test Result

TestMode	Antenna	Frequency[MHz]	Result[dBm/3-100kHz]	Limit[dBm/3kHz]	Verdict
11B	Ant1	2412	-10.31	≤8.00	PASS
		2437	-9.85	≤8.00	PASS
		2462	-10.03	≤8.00	PASS
11G	Ant1	2412	-13.32	≤8.00	PASS
		2437	-11.76	≤8.00	PASS
		2462	-11.83	≤8.00	PASS
11N20SISO	Ant1	2412	-13.06	≤8.00	PASS
		2437	-11.58	≤8.00	PASS
		2462	-13.33	≤8.00	PASS
11N40SISO	Ant1	2422	-14.85	≤8.00	PASS
		2437	-14.75	≤8.00	PASS
		2452	-15.14	≤8.00	PASS

Test Graphs

11B_Ant1_2412
11B_Ant1_2437
11B_Ant1_2462

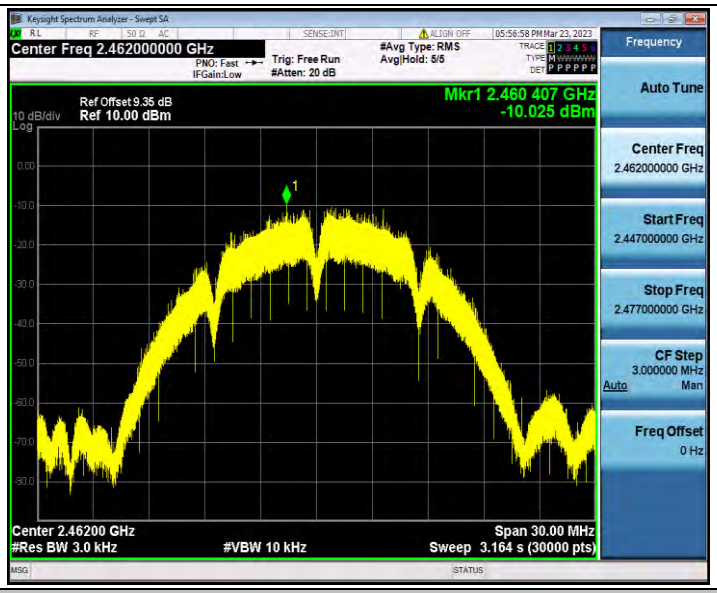

11G_Ant1_2412

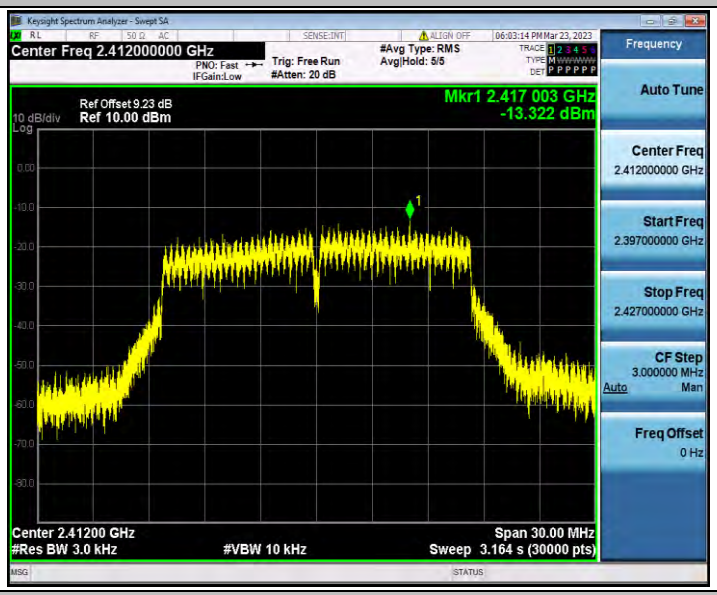

11G_Ant1_2437

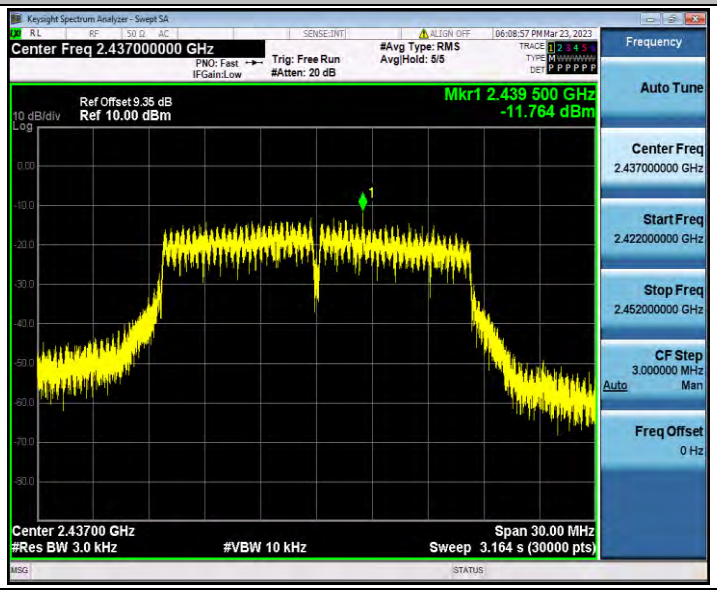

11G_Ant1_2462
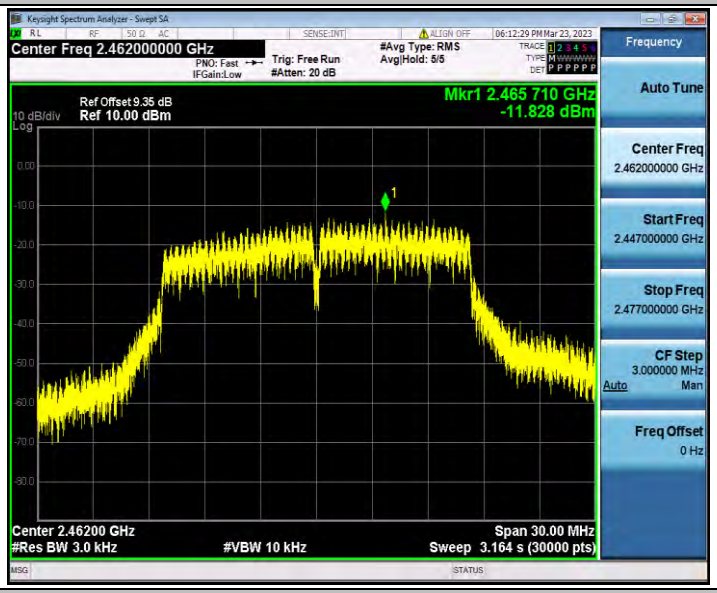
11N20SISO_Ant1_2412
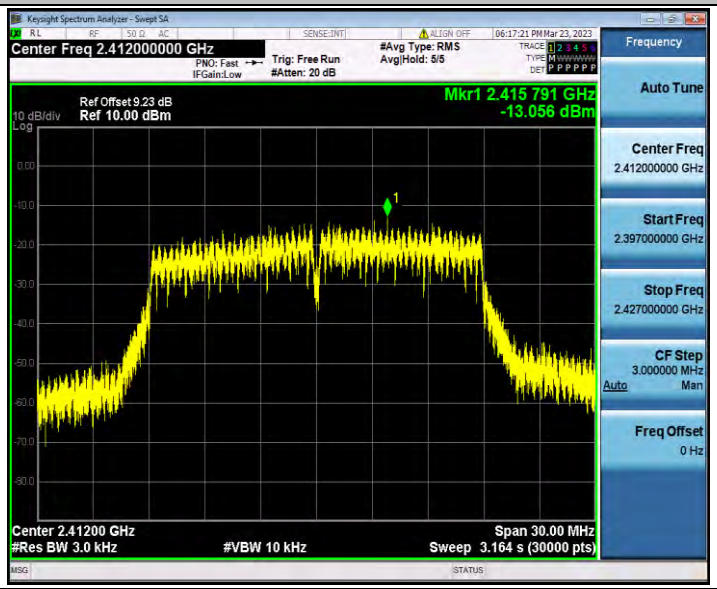
11N20SISO_Ant1_2437

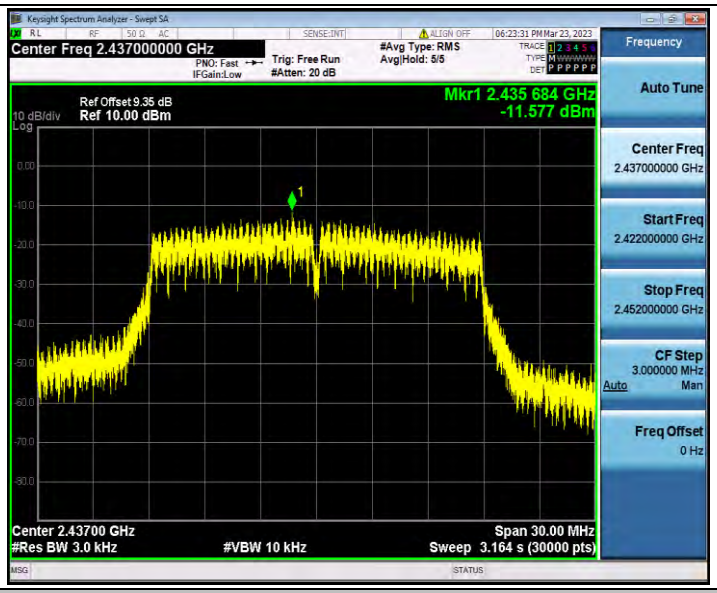

11N20SISO_Ant1_2462

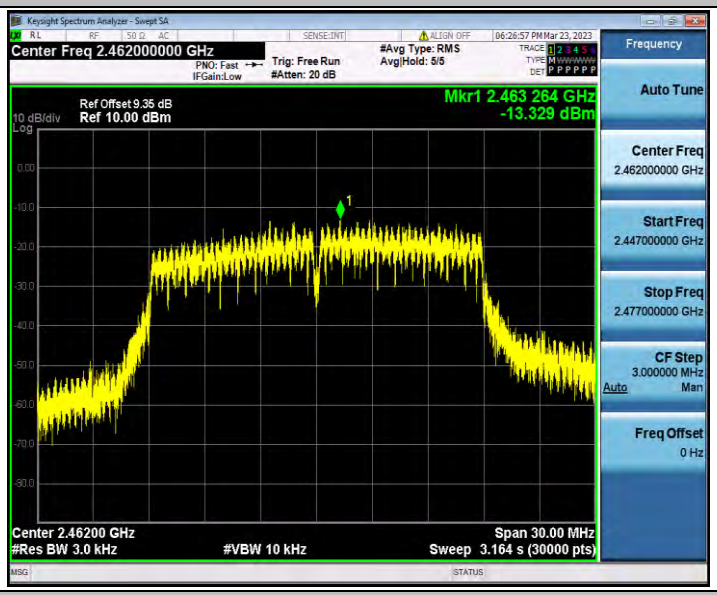

11N40SISO_Ant1_2422

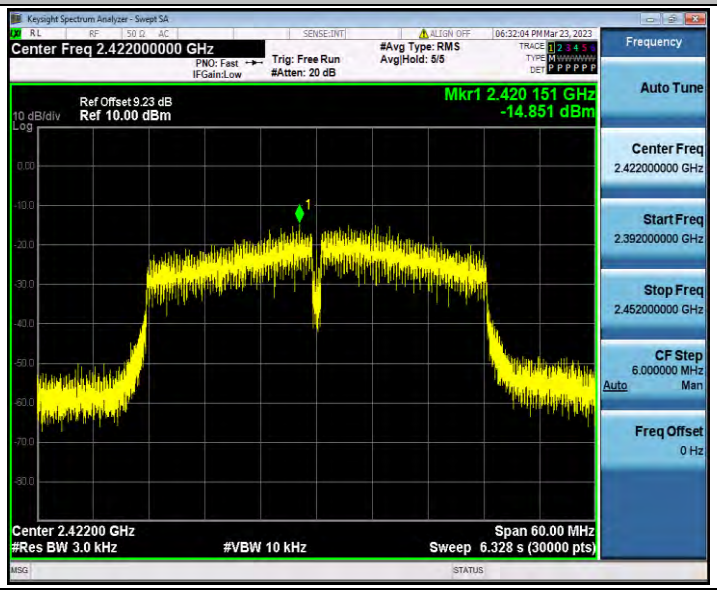

11N40SISO_Ant1_2437
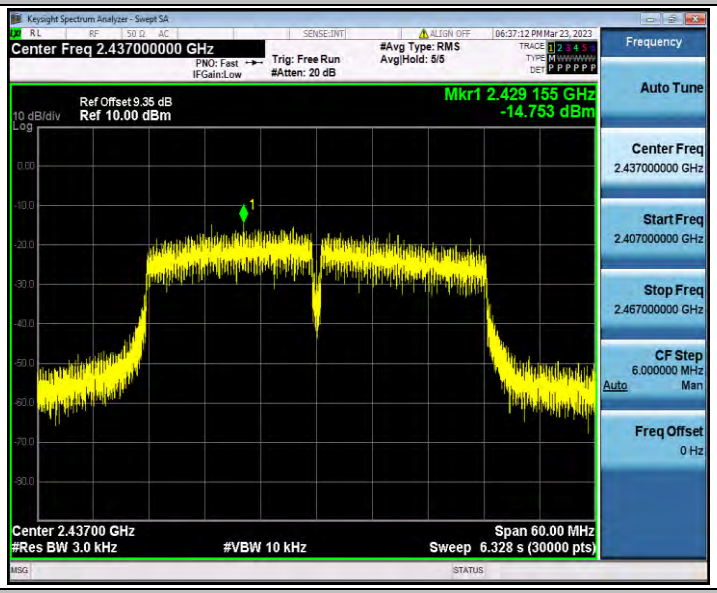

11N40SISO_Ant1_2452
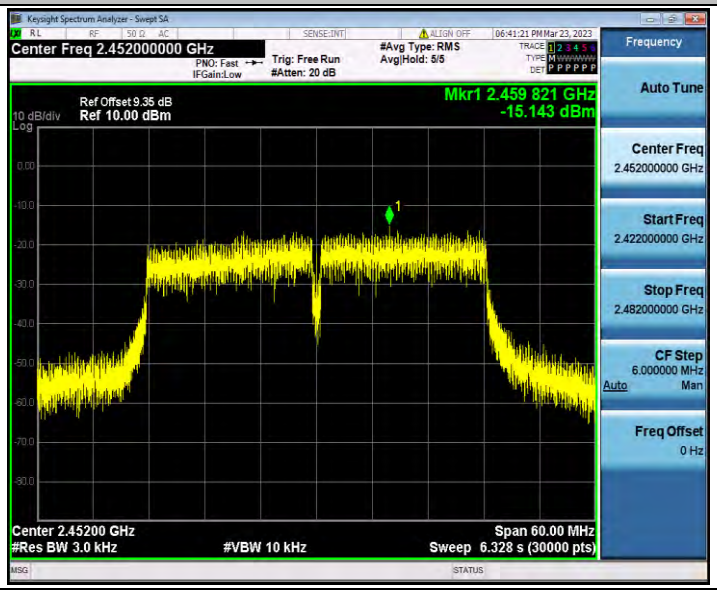

Appendix B.5: Band edge measurements

Test Result

TestMode	Antenna	ChName	Frequency[MHz]	RefLevel[dBm]	Result[dBm]	Limit[dBm]	Verdict
11B	Ant1	Low	2412	5.16	-42.75	≤-14.84	PASS
		High	2462	6.40	-48.73	≤-13.6	PASS
11G	Ant1	Low	2412	1.85	-35.55	≤-18.15	PASS
		High	2462	3.09	-42.87	≤-16.91	PASS
11N20SISO	Ant1	Low	2412	2.11	-34.69	≤-17.89	PASS
		High	2462	3.16	-40.12	≤-16.84	PASS
11N40SISO	Ant1	Low	2422	1.58	-32.96	≤-18.43	PASS
		High	2452	-0.10	-34.62	≤-20.1	PASS

Test Graphs

11B_Ant1_Low_2412

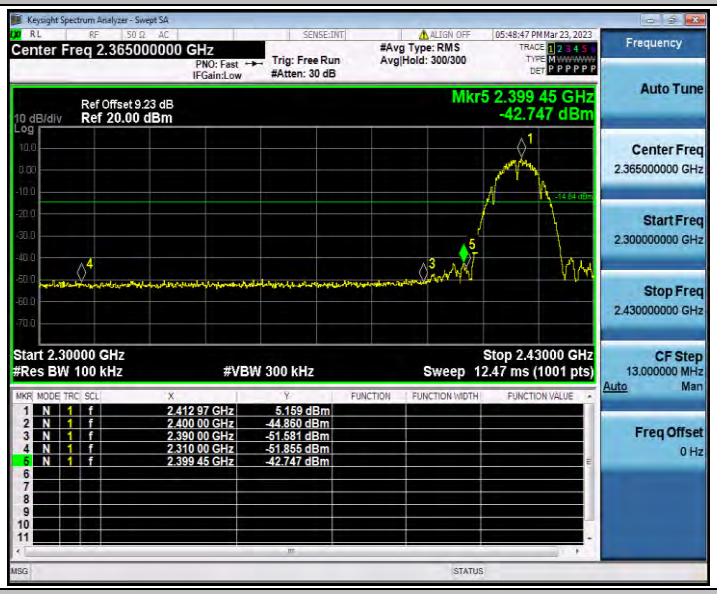

11B_Ant1_High_2462

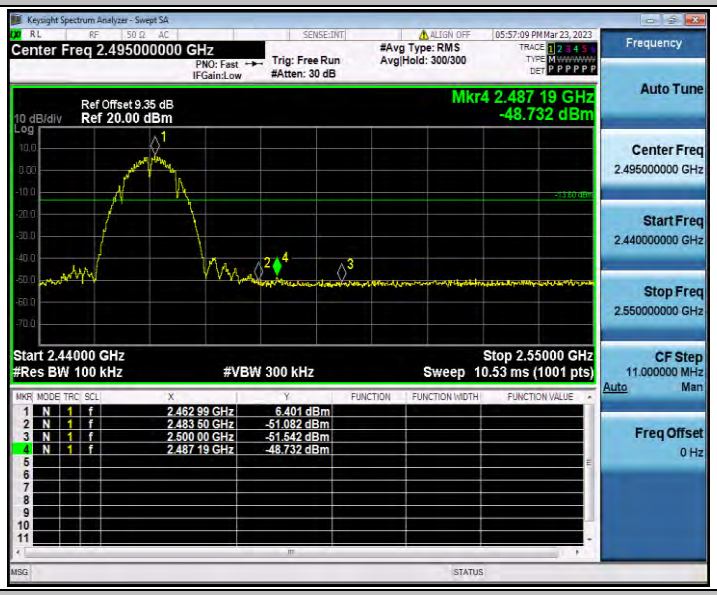

11G_Ant1_Low_2412

11G_Ant1_High_2462

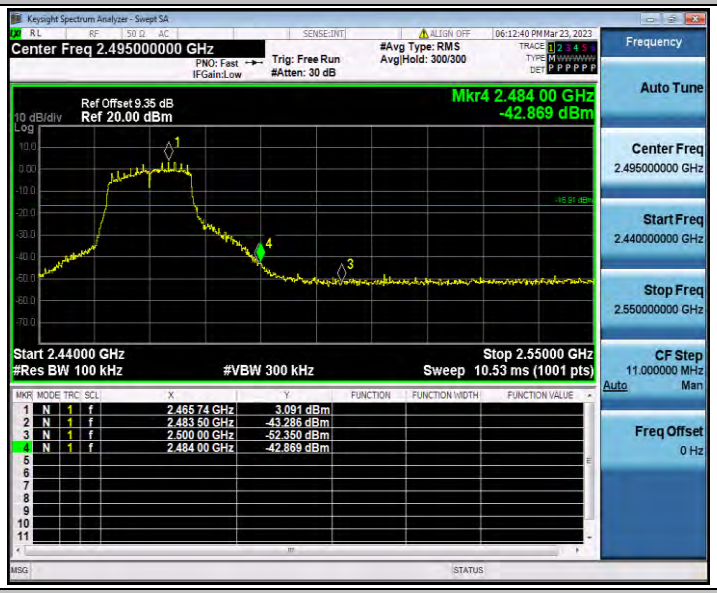

11N20SISO_Ant1_Low_2412

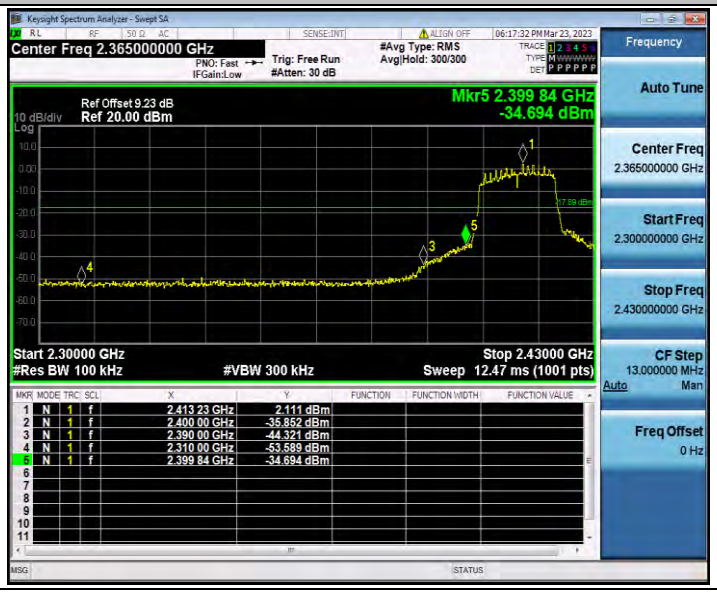

11N20SISO_Ant1_High_2462
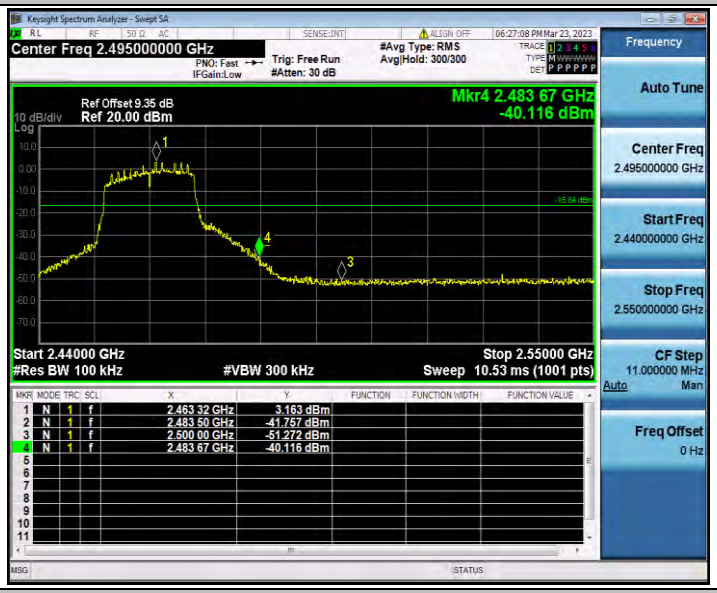

11N40SISO_Ant1_Low_2422

11N40SISO_Ant1_High_2452

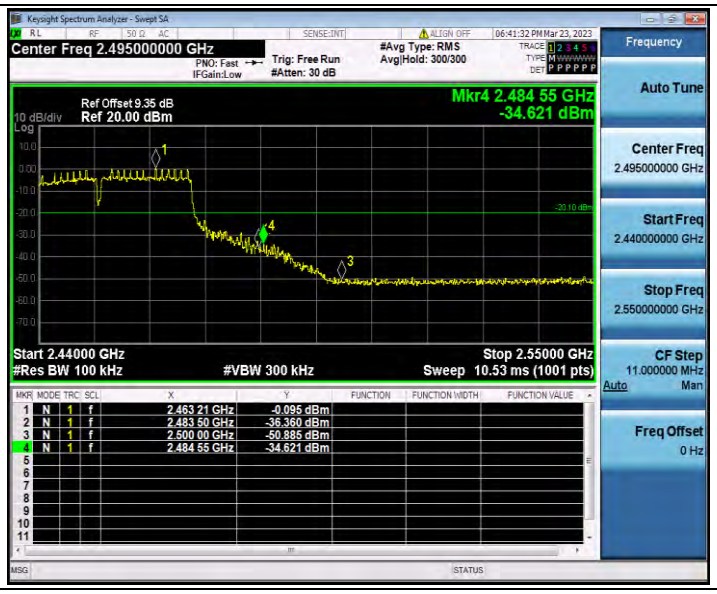
Keysight Spectrum Analyzer - Swept SA
Center Freq 2.495000000 GHz
PNO: Fast
IFGain:Low
Trig: Free Run
#Atten: 30 dB
#Avg Type: RMS
Avg|Hold: 300/300
06:41:32 PM Mar 23, 2023
Ref Offset 9.35 dB
10 dB/div
Ref 20.00 dBm
Log
Mkr4 2.484 55 GHz
-34.621 dBm
Start 2.44000 GHz
#Res BW 100 kHz
#VBW 300 kHz
Stop 2.55000 GHz
Sweep 10.53 ms (1001 pts)
1 N 1 f 2.463 21 GHz -0.095 dBm
2 N 1 f 2.483 50 GHz -36.360 dBm
3 N 1 f 2.500 00 GHz -50.885 dBm
4 N 1 f 2.484 55 GHz -34.621 dBm
Frequency
Auto Tune
Center Freq
2.495000000 GHz
Start Freq
2.440000000 GHz
Stop Freq
2.550000000 GHz
CF Step
11.000000 MHz
Auto
Man
Freq Offset
0 Hz

Appendix B.6: Conducted Spurious Emission

Test Result

TestMode	Antenna	Frequency[MHz]	FreqRange [Mhz]	RefLevel [dBm]	Result [dBm]	Limit [dBm]	Verdict
11B	Ant1	2412	Reference	5.09	5.09	---	PASS
			30~1000	5.09	-60.03	≤-14.91	PASS
			1000~26500	5.09	-46.74	≤-14.91	PASS
		2437	Reference	5.46	5.46	---	PASS
			30~1000	5.46	-60.11	≤-14.54	PASS
			1000~26500	5.46	-44.7	≤-14.54	PASS
		2462	Reference	5.09	5.09	---	PASS
			30~1000	5.09	-60.07	≤-14.91	PASS
			1000~26500	5.09	-45.53	≤-14.91	PASS
11G	Ant1	2412	Reference	-1.97	-1.97	---	PASS
			30~1000	-1.97	-60.29	≤-21.97	PASS
			1000~26500	-1.97	-46.61	≤-21.97	PASS
		2437	Reference	2.58	2.58	---	PASS
			30~1000	2.58	-59.5	≤-17.42	PASS
			1000~26500	2.58	-47.8	≤-17.42	PASS
		2462	Reference	2.11	2.11	---	PASS
			30~1000	2.11	-60.37	≤-17.89	PASS
			1000~26500	2.11	-47.34	≤-17.89	PASS
11N20SISO	Ant1	2412	Reference	-0.09	-0.09	---	PASS
			30~1000	-0.09	-53.07	≤-20.09	PASS
			1000~26500	-0.09	-46.73	≤-20.09	PASS
		2437	Reference	0.61	0.61	---	PASS
			30~1000	0.61	-60.34	≤-19.39	PASS
			1000~26500	0.61	-47.47	≤-19.39	PASS
		2462	Reference	-0.46	-0.46	---	PASS
			30~1000	-0.46	-60.04	≤-20.46	PASS
			1000~26500	-0.46	-47.18	≤-20.46	PASS
11N40SISO	Ant1	2422	Reference	-2.71	-2.71	---	PASS
			30~1000	-2.71	-59.45	≤-22.71	PASS
			1000~26500	-2.71	-47.11	≤-22.71	PASS
		2437	Reference	0.15	0.15	---	PASS
			30~1000	0.15	-60.1	≤-19.85	PASS
			1000~26500	0.15	-47.69	≤-19.85	PASS
		2452	Reference	-0.65	-0.65	---	PASS
			30~1000	-0.65	-59.64	≤-20.65	PASS
			1000~26500	-0.65	-47.39	≤-20.65	PASS

Test Graphs

11B_Ant1_2412_0~Reference

11B_Ant1_2412_30~1000

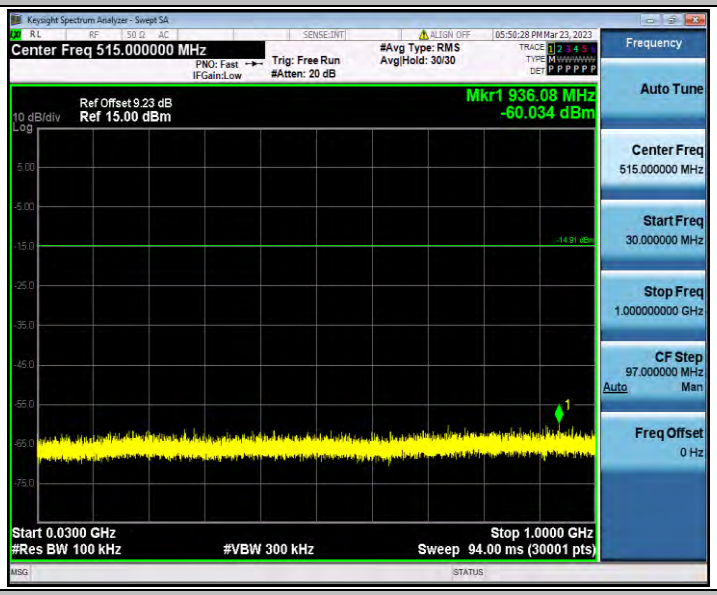

11B_Ant1_2412_1000~26500

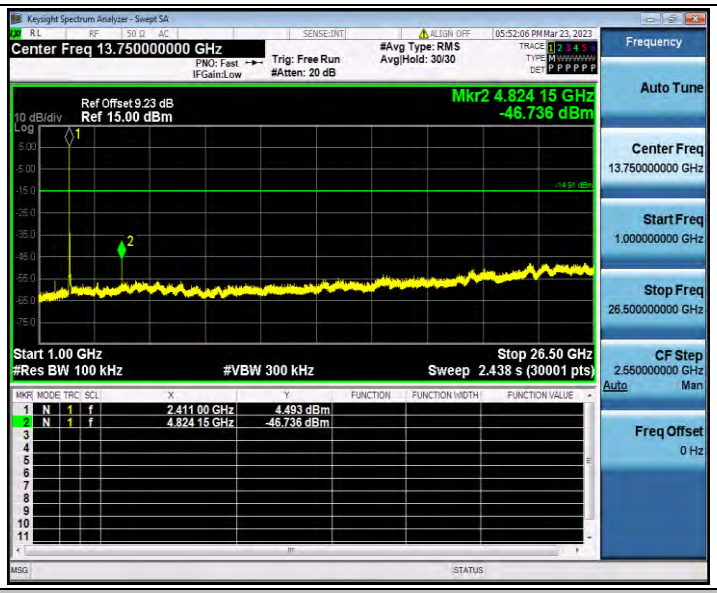

11B_Ant1_2437_0~Reference

11B_Ant1_2437_30~1000

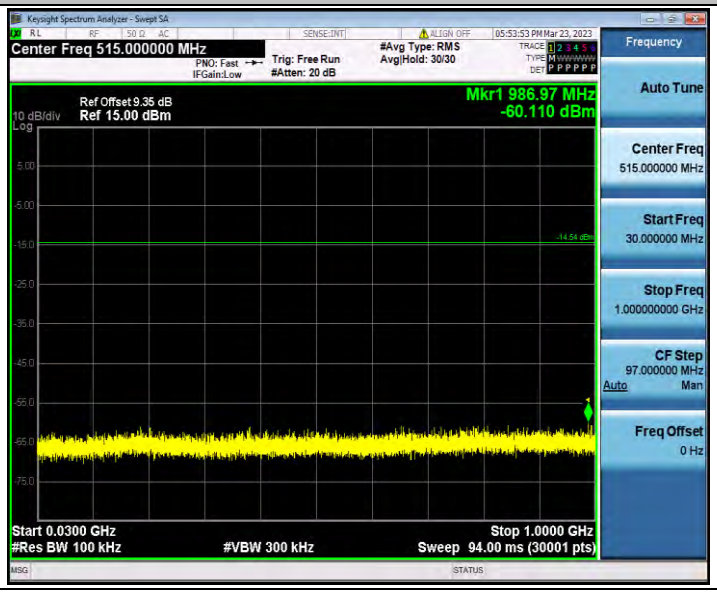

11B_Ant1_2437_1000~26500
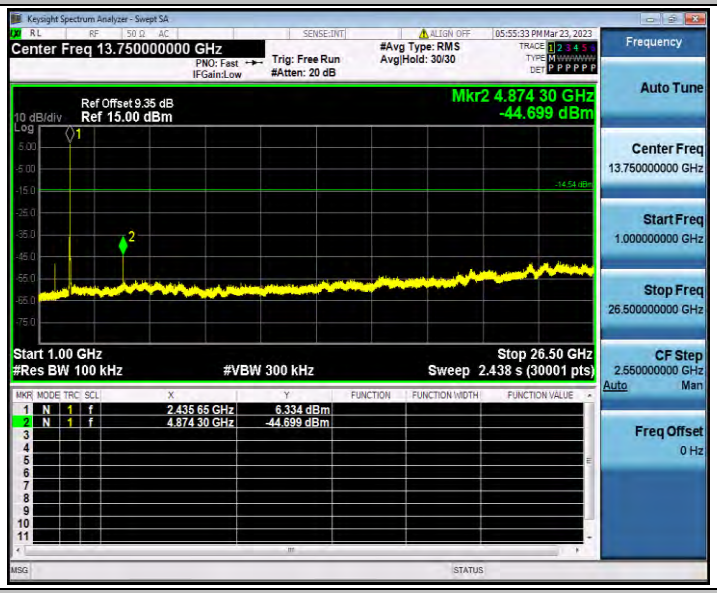
11B_Ant1_2462_0~Reference
11B_Ant1_2462_30~1000

11B_Ant1_2462_1000~26500

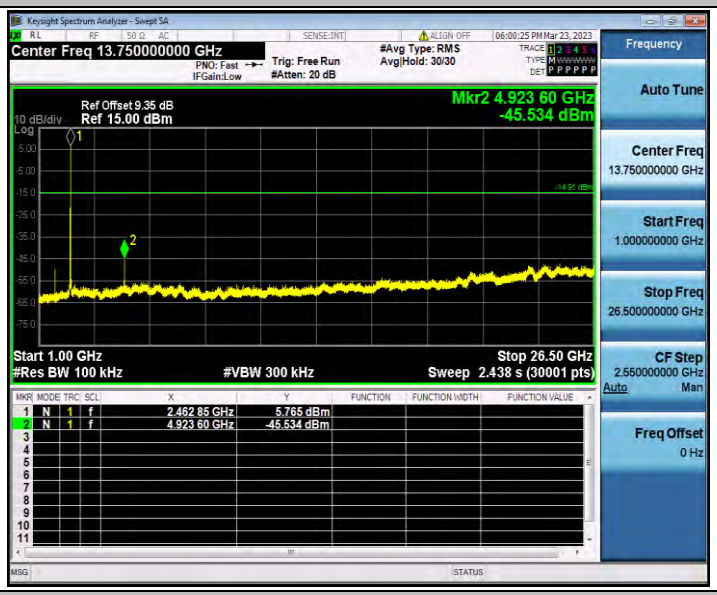

11G_Ant1_2412_0~Reference

11G_Ant1_2412_30~1000

11G_Ant1_2412_1000~26500

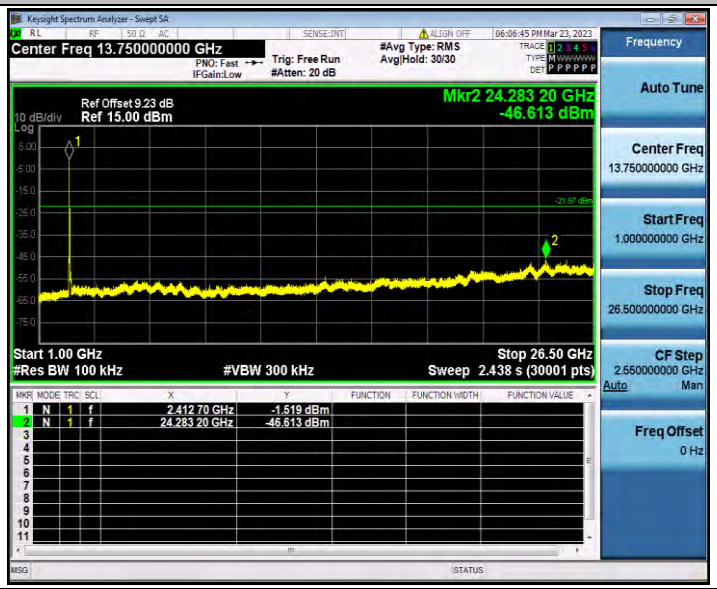

11G_Ant1_2437_0~Reference

11G_Ant1_2437_30~1000

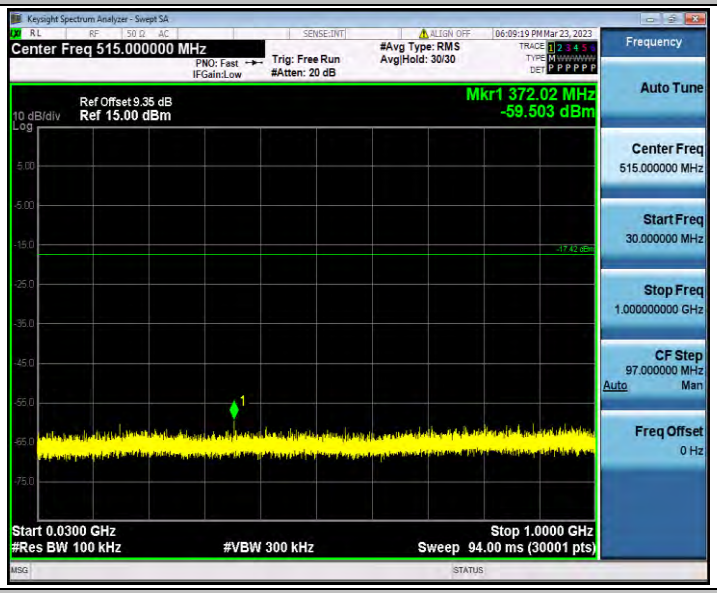

11G_Ant1_2437_1000~26500

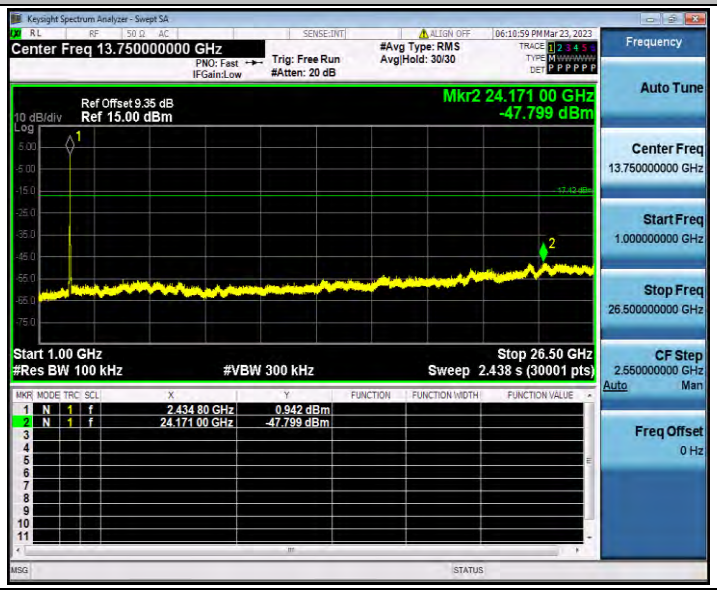

11G_Ant1_2462_0~Reference

11G_Ant1_2462_30~1000

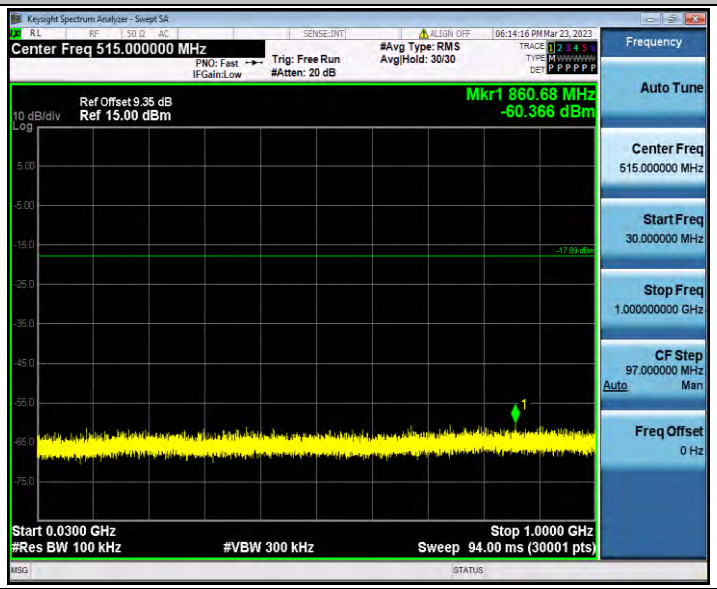

11G_Ant1_2462_1000~26500

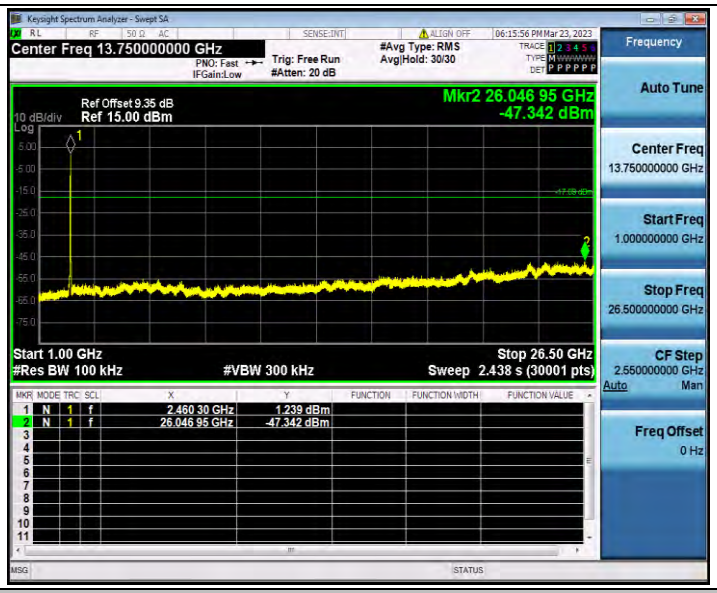

11N20SISO_Ant1_2412_0~Reference

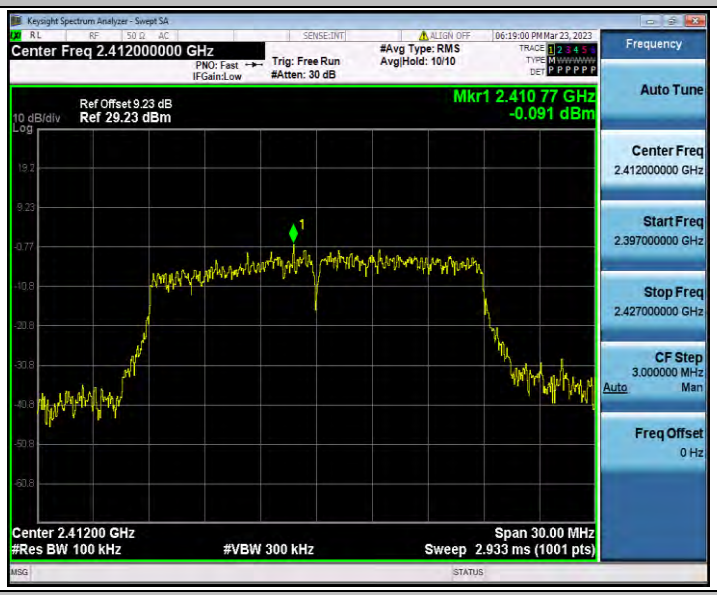

11N20SISO_Ant1_2412_30~1000

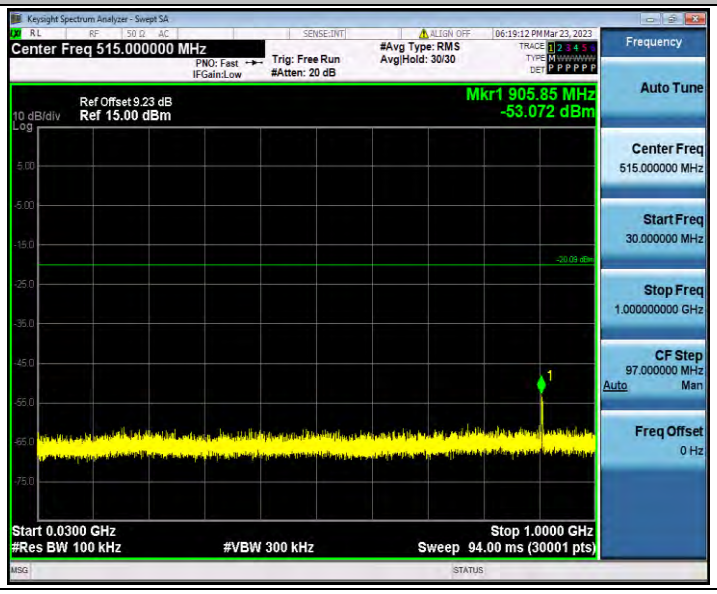

11N20SISO_Ant1_2412_1000~26500

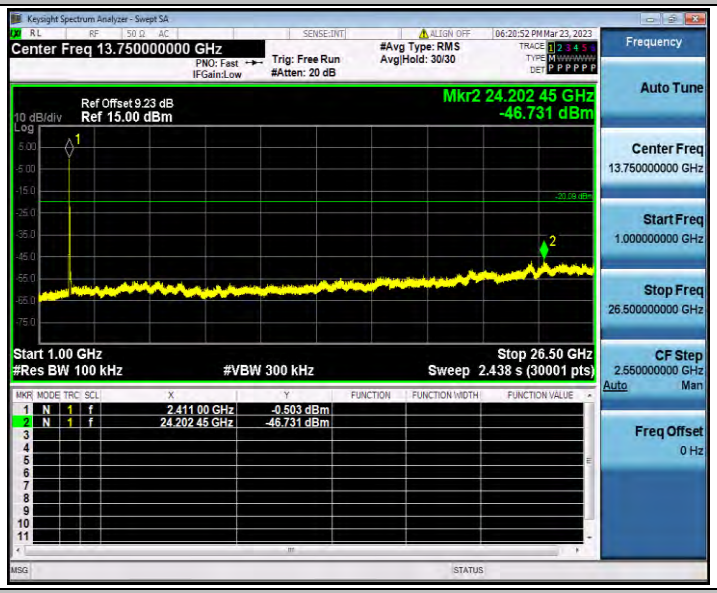

11N20SISO_Ant1_2437_0~Reference

11N20SISO_Ant1_2437_30~1000

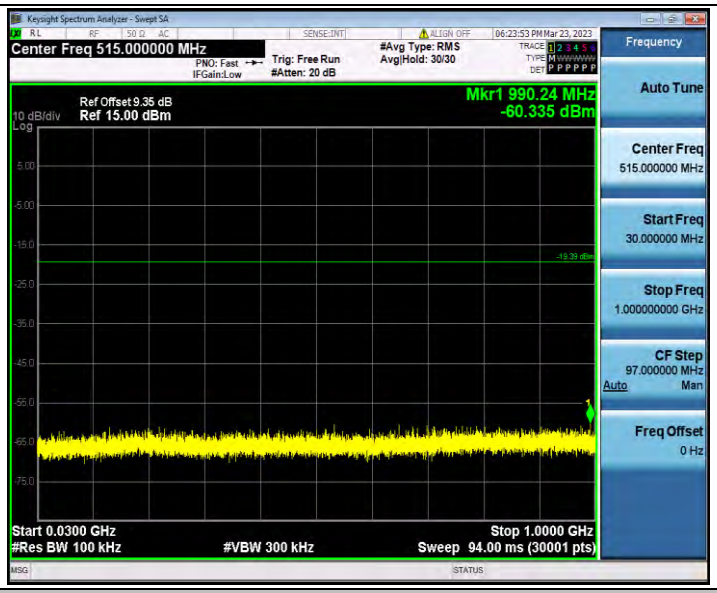

11N20SISO_Ant1_2437_1000~26500

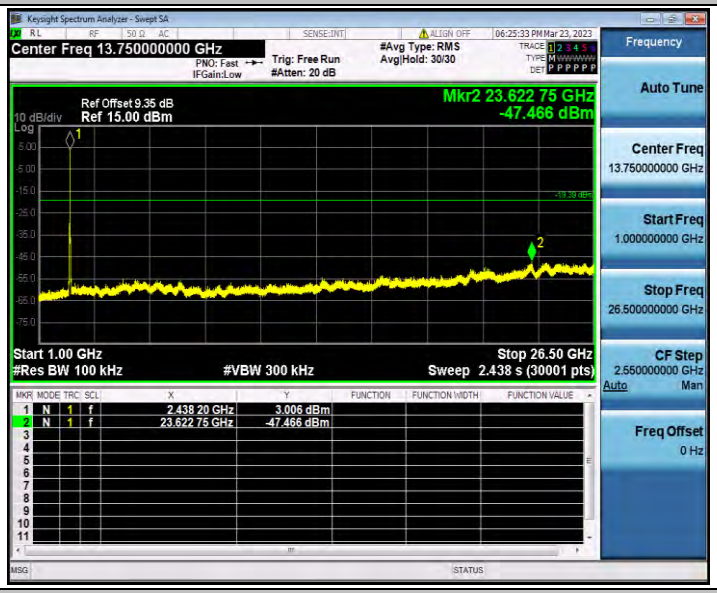

11N20SISO_Ant1_2462_0~Reference

11N20SISO_Ant1_2462_30~1000
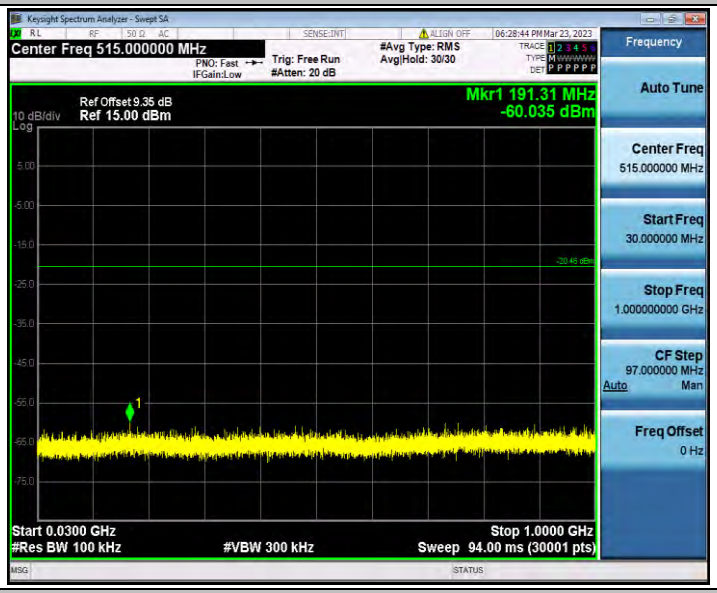
11N20SISO_Ant1_2462_1000~26500
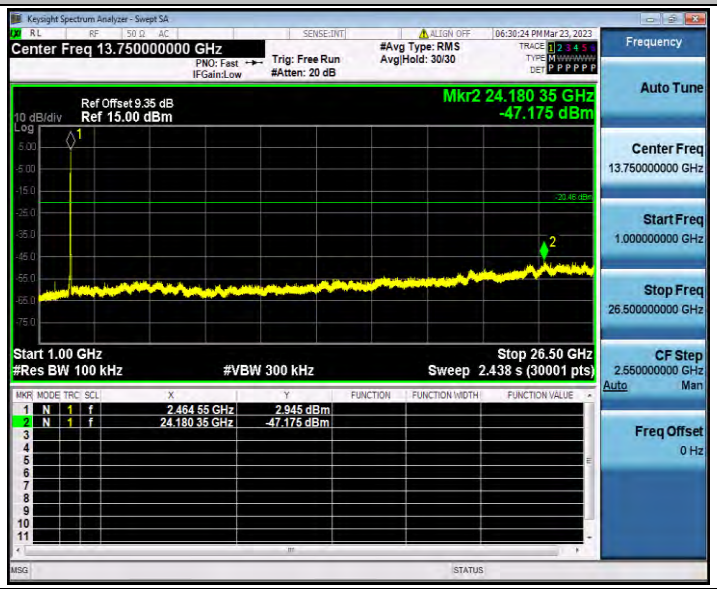
11N40SISO_Ant1_2422_0~Reference

11N40SISO_Ant1_2422_30~1000

11N40SISO_Ant1_2422_1000~26500

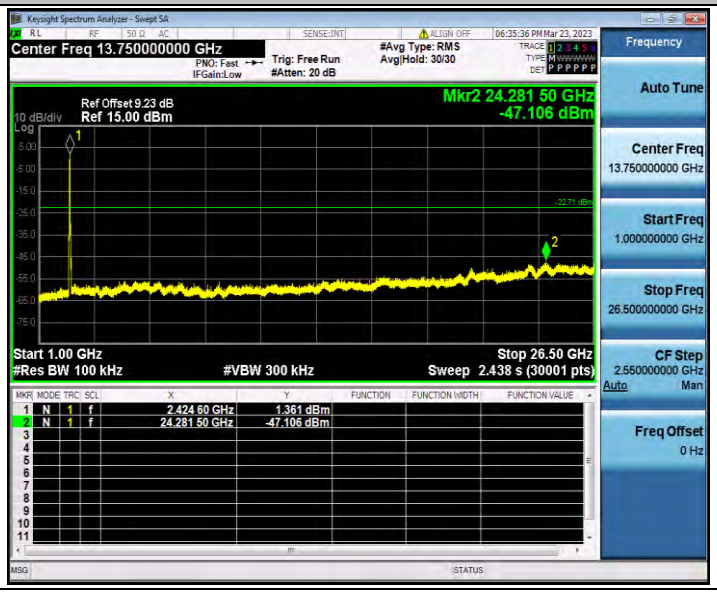

11N40SISO_Ant1_2437_0~Reference

11N40SISO_Ant1_2437_30~1000

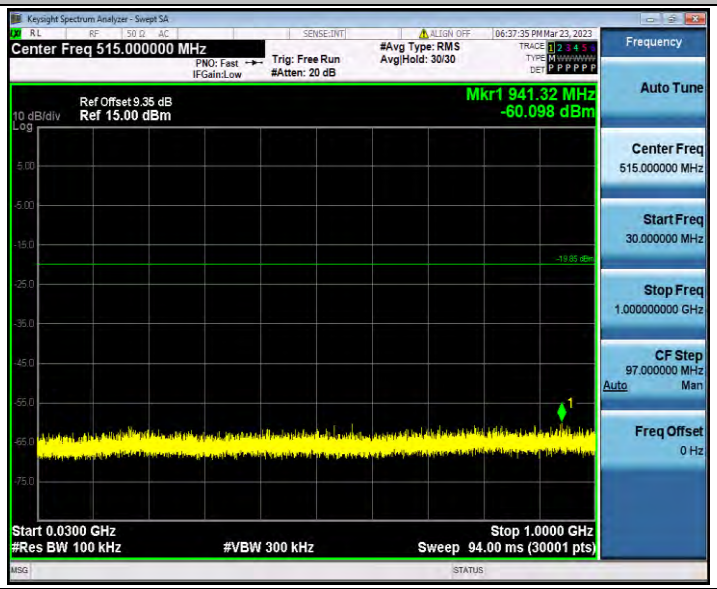

11N40SISO_Ant1_2437_1000~26500

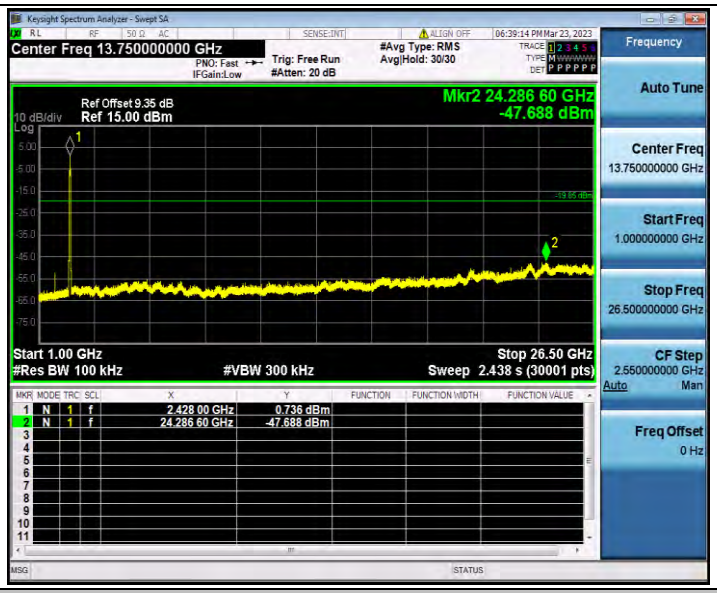

11N40SISO_Ant1_2452_0~Reference

11N40SISO_Ant1_2452_30~1000
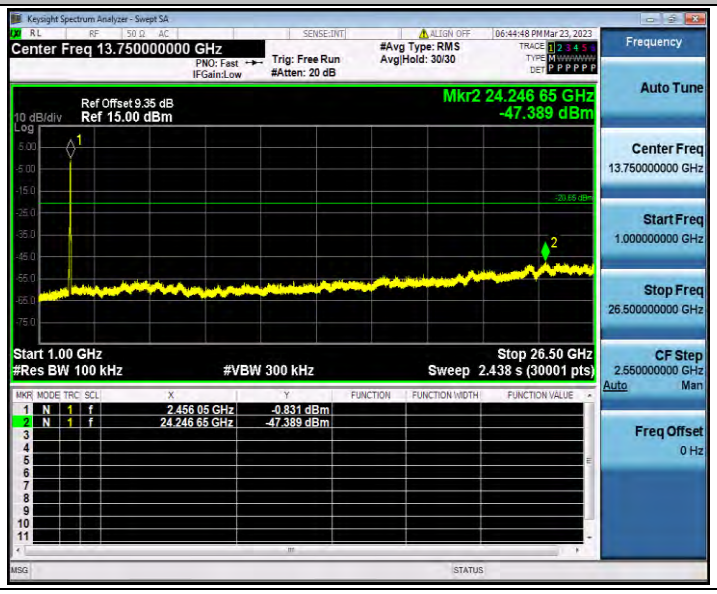
11N40SISO_Ant1_2452_1000~26500