

生产要求:

* 说明书/SPF-PB-01-C 球形芯片喂食器

* 材质: 铜版纸印刷

刀线

折线 (不印刷)

折叠参考:

正面
178mm

背面
178mm

Specifications

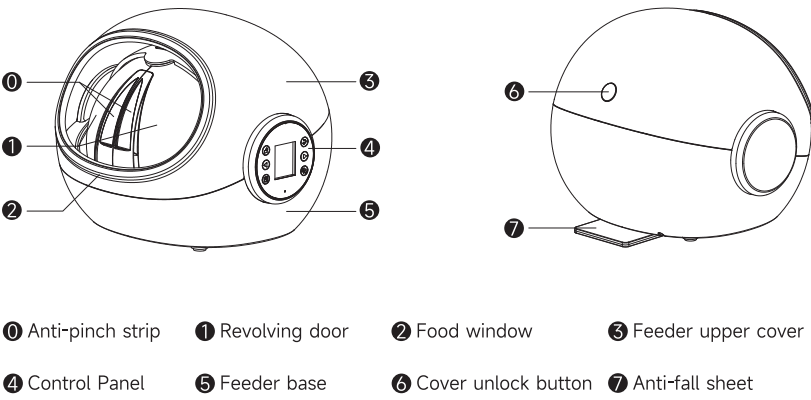
Name	Sphere Microchip Pet Feeder	Model	SPF-PB-01-C
Power	Type-C 5V/1A & 4*AA batteries	Input	DC5V = 1A
Cable Length	1.3m	Power	5W
Material	ABS+Melamine Bowl	Capacity	700mL
Feeding Mode	4 feeding modes to Choice	Voice Recording	10s
Dimensions	W255*D270*H227m	Weight	1.5kg

Accessories Details



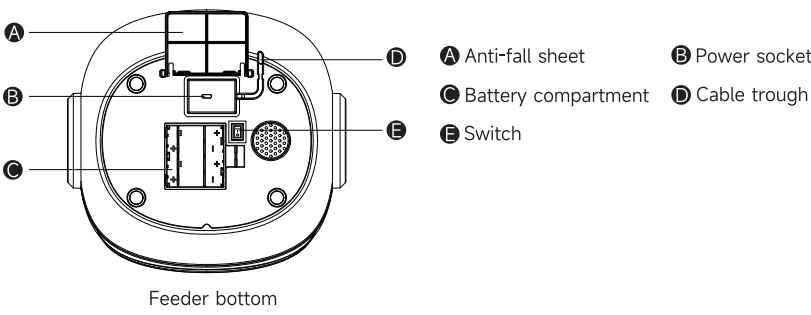
*Due to product upgrades and optimization, if the product image is slightly different from the actual product, please refer to the actual product.

Product Composition

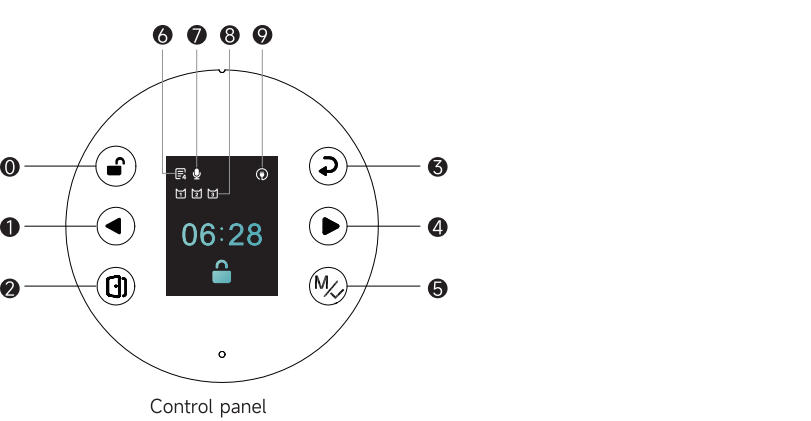


Operating Instructions

Connecting power
Open the anti-fall sheet, insert the power cord into the power socket at the bottom, snap the cord into the slot and turn on the power switch. It's recommended to install 4pcs new AA batteries at the same time(batteries not included), which will automatically switch after a power outage.ensure the normal operation of the feeder.
Note: The power of 4pcs AA battery is limited, can last about 48 hours depending on use.



Operating Instructions



1. Unlock/Lock button
Press and hold for 2 seconds to unlock, short press to lock

2. Menu/Confirm key
Click to enter the menu on the home page, and click to confirm in the menu

3. Left key
Page left,digital adjustment decrease

4. Feeding plan mode
Shows the current feeding mode or feeding plan

5. Open/Close door key
Press and hold for 1 second to open or close the door

6. Voice recording status
Shows whether voice recording has been set up

7. Return key
Return to the previous action or previous menu

8. Tag identification status
Shows written RFID tag

9. Right key
Page right,digital adjustment increase

10. Power supply
Shows the current power supply or battery supply mode

Operating Instructions

RFID Deleting
Menu>Adding ID>Delete ID>Choose the ID number>Delete ID Successfully > Confirm

