



11. SETUP PHOTOS

ANTENNA PORT CONDUCTED RF MEASUREMENT SETUP



FRONT PHOTO


AC MAINS LINE CONDUCTED EMISSIONS




FRONT PHOTO

BACK PHOTO

3 METER RADIATED SPURIOUS EMISSIONS BELOW 30MHz




FRONT PHOTO




BACK PHOTO

3 METERS RADIATED SPURIOUS EMISSIONS 30MHz TO 1GHz




FRONT PHOTO




BACK PHOTO

3 METERS RADIATED SPURIOUS EMISSIONS 1GHz TO 18GHz



FRONT PHOTO




BACK PHOTO

1 METER RADIATED SPURIOUS EMISSIONS 18GHZ TO 26GHZ



FRONT PHOTO



BACK PHOTO

END OF REPORT