

Serafim M1 PRO

Important Safety, Compliance and Warranty Information

English

*If you encounter problems with the correct operation of the device, and the troubleshooting does not help, please unplug the device and contact our online customer service, or go to <https://serafim-tech.com/contact> for support. Do not try to disassemble or repair this device yourself under any circumstances, otherwise the warranty will be invalid.

*Keep the device away from liquid or any humid environment. Operate this device within the ideal temperature range (0°C (32°F) to 45°C (113°F)). If the temperature is out of the ideal range, turn off the device until the temperature returns to the ideal range.

*Serafim M1 PRO has a built-in rechargeable lithium battery. Generally speaking, the service life of this battery is usually related to usage habits. If you think the included rechargeable lithium battery is exhausted (low battery), please try charging first. If the battery cannot be charged smoothly after many attempts, the battery may be out of use. Do not disassemble and replace the battery by yourself

中文

*若在正確操作裝置方面遭遇問題，且疑難排解並無幫助，請拔下裝置並與我們線上客服連絡，或是前往 <https://serafim-tech.com/contact> 尋求支援。請勿在任何情況下嘗試自行拆解或維修此裝置，否則保固將失效。

*保持裝置遠離液體或任何潮濕環境。在理想溫度範圍 (0°C (32°F) 至 45°C (113°F)) 內操作此裝置。如果溫度超出理想範圍，請關此裝置，直到溫度回復至理想範圍。

*Serafim M1 PRO 內建可充電式鋰電池。一般來說，這種電池的使用壽命通常與使用習慣有關。如果你認為隨附的充電鋰電池電量已耗盡 (低電量)，請先嘗試充電。若經過多次嘗試仍無法順利充電，電池可能已無法使用，切勿自行拆解更換電池。

FCC

Federal Communications Commission Statement

This device complies with FCC Rules Part 15. Operation is subject to the following two conditions:

- This device may not cause harmful interference.
- This device must accept any interference received, including interference that may cause undesired operation.

This equipment has been tested and found to comply with the limits for a class B digital device, pursuant to Part 15 of the Federal Communications Commission (FCC) rules. These limits are designed to provide reasonable protection against harmful interference in a residential installation. This equipment generates, uses, and can radiate radio frequency energy and, if not installed and used in accordance with the instructions, may cause harmful interference to radio communications. However, there is no guarantee that interference will not occur in a particular installation. If this equipment causes harmful interference to radio or television reception, which can be determined by turning the equipment off and on, the user is encouraged to try to correct the interference by doing one or more of the this manual following measures:

- Reorient or relocate the receiving antenna.
- Increase the separation between the equipment and receiver.
- Connect the equipment into an outlet on a circuit different from that to which the receiver is connected.
- Consult the dealer or an experienced radio/TV technician for help.

FCC Caution

Any changes or modifications not expressly approved by the party responsible for compliance could void the user's authority to operate the equipment.

The antenna(s) used for this transmitter must not be co-located or operating in conjunction with any other antenna or transmitter.

Radiation Exposure Statement

This equipment complies with FCC radiation exposure limits set forth for an uncontrolled environment. End users must follow the specific operating instructions for satisfying RF exposure compliance. To maintain compliance with FCC exposure compliance requirement, please follow operation instruction as documented.

CE Caution



RISK OF EXPLOSION IF BATTERY IS REPLACED BY AN INCORRECT TYPE. DISPOSE OF USED BATTERIES ACCORDING TO THE INSTRUCTIONS.



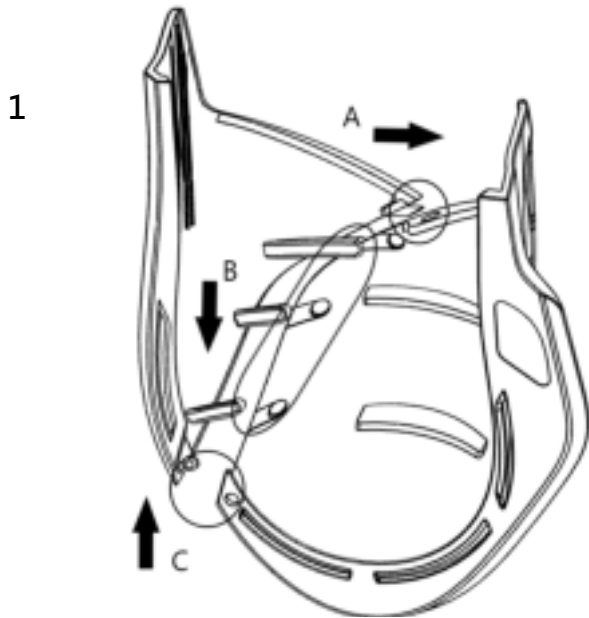
M1 PRO Shield Assembly Method 組裝方式

Assembly method: Please follow the steps A, B, C and the arrows to assemble

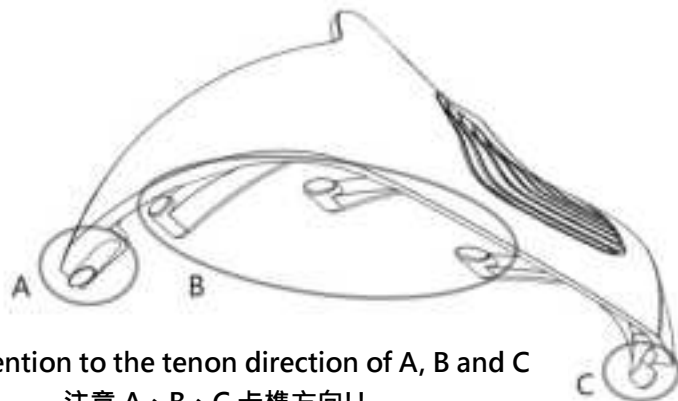
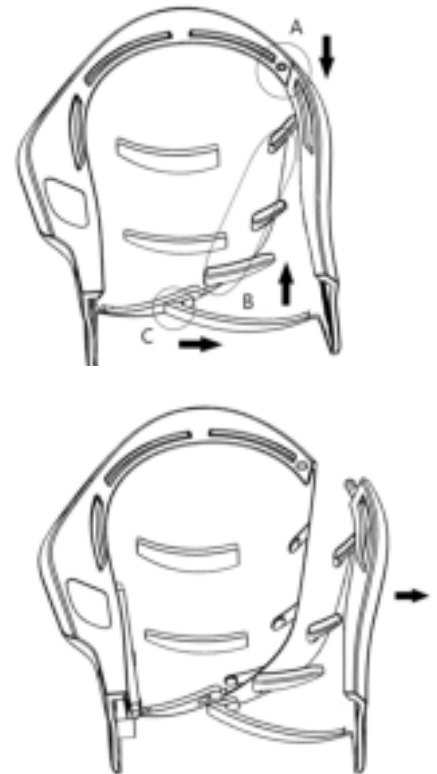
組裝方式: 請按照 A、B、C 步驟與箭頭方式組裝

Decomposition method: Please decompose according to A, B, C steps and arrows

分解方式: 請按照 A、B、C 步驟與箭頭方式分解



2



Pay attention to the tenon direction of A, B and C

注意 A、B、C 卡榫方向!!

For any future information please visit Serafim official website: <https://www.serafim-tech.com>

有關資訊更新，請造訪碩擎科技官方網站：<https://www.serafim-tech.com>

If however you encounter any problems we would be glad to answer all your concerns at

sales@serafim-tech.com

如果您遇到任何問題，我們將很樂意在 sales@serafim-tech.com 回答您的所有疑慮

Online
customer service
線上客服



Product Registration

產品註冊



Complete online
product registration
to get an additional
3-month extended
product warranty

完成線上產品註冊，將
可獲得額外 3 個月的延
長產品保固

User Manual

使用者手冊

