

SAR TEST REPORT



The following samples were submitted and identified on behalf of the client as:

Equipment Under Test Notebook PC
Brand Name HP
Model No. TPN-Q225
Company Name HP Inc.
Company Address 3390 East Harmony Road, Fort Collins Colorado , USA
80528
Standards IEEE/ANSI C95.1-1992, IEEE 1528-2013,
KDB616217D04v01r02,KDB865664D01v01r04,
KDB865664D02v01r02,KDB447498D01v06,
KDB248227D01v02r02
FCC ID B94-AX201D2WRG
Date of Receipt Jun. 05, 2018
Date of Test(s) Jun. 13, 2019 ~ Jun. 17, 2019
Date of Issue Jul. 16, 2019

In the configuration tested, the EUT complied with the standards specified above.

Remarks:

This report details the results of the testing carried out on one sample, the results contained in this test report do not relate to other samples of the same product. The manufacturer should ensure that all products in series production are in conformity with the product sample detailed in this report.

This report may only be reproduced and distributed in full. If the product in this report is used in any configuration other than that detailed in the report, the manufacturer must ensure the new system complies with all relevant standards. Any mention of SGS Taiwan Electronic & Communication Laboratory or testing done by SGS Taiwan Electronic & Communication Laboratory in connection with distribution or use of the product described in this report must be approved by SGS Taiwan Electronic & Communication Laboratory in writing.

Signed on behalf of SGS

Clerk / Annie Chang	Engineer / Jay Tseng	Asst. Manager / John Yeh

Date: Jul. 16, 2019

Unless otherwise stated the results shown in this test report refer only to the sample(s) tested and such sample(s) are retained for 90 days only.
除非另有說明，此報告結果僅對測試之樣品負責，同時此樣品僅保留90天。本報告未經本公司書面許可，不可部份複製。

This document is issued by the Company subject to its General Conditions of Service printed overleaf, available on request or accessible at www.sgs.com/terms_and_conditions.htm and for electronic format documents, subject to Terms and Conditions for Electronic Documents at www.sgs.com/terms_e-document.htm. Attention is drawn to the limitation of liability, indemnification and jurisdiction issues defined therein. Any holder of this document is advised that information contained hereon reflects the Company's findings at the time of its intervention only and within the limits of Client's instructions, if any. The Company's sole responsibility is to its Client and this document does not exonerate parties to a transaction from exercising all their rights and obligations under the transaction documents. This document cannot be reproduced except in full, without prior written approval of the Company. Any unauthorized alteration, forgery or falsification of the content or appearance of this document is unlawful and offenders may be prosecuted to the fullest extent of the law.

Revision History

Report Number	Revision	Description	Issue Date
EN/2019/60002	Rev.00	Initial creation of document	Jul. 16, 2019

Unless otherwise stated the results shown in this test report refer only to the sample(s) tested and such sample(s) are retained for 90 days only.

除非另有說明，此報告結果僅對測試之樣品負責，同時此樣品僅保留90天。本報告未經本公司書面許可，不可部份複製。

This document is issued by the Company subject to its General Conditions of Service printed overleaf, available on request or accessible at www.sgs.com/terms_and_conditions.htm and for electronic format documents, subject to Terms and Conditions for Electronic Documents at www.sgs.com/terms_e-document.htm. Attention is drawn to the limitation of liability, indemnification and jurisdiction issues defined therein. Any holder of this document is advised that information contained hereon reflects the Company's findings at the time of its intervention only and within the limits of Client's instructions, if any. The Company's sole responsibility is to its Client and this document does not exonerate parties to a transaction from exercising all their rights and obligations under the transaction documents. This document cannot be reproduced except in full, without prior written approval of the Company. Any unauthorized alteration, forgery or falsification of the content or appearance of this document is unlawful and offenders may be prosecuted to the fullest extent of the law.

Contents

1. General Information	4#
1.1 Testing Laboratory	4#
1.2 Details of Applicant	4#
1.3 Description of EUT	5#
1.4 Test Environment	55#
1.5 Operation Description	55#
1.6 Operating modes validation by power measurement	58#
1.7 The SAR Measurement System	65#
1.8 System Components	67#
1.9 SAR System Verification	69#
1.10 Tissue Simulant Fluid for the Frequency Band	71#
1.11 Evaluation Procedures	73#
1.12 Probe Calibration Procedures	74#
1.13 Test Standards and Limits	77#
2. Summary of Results	79#
2.1 Decision rules	79#
2.2 Summary of Results	79#
2.3 Reporting statements of conformity	83#
3. Simultaneous Transmission Analysis	84#
3.1 Estimated SAR calculation	85#
3.2 SPLSR evaluation and analysis	85#
4. Instruments List	89#
5. Measurements	90#
6. SAR System Performance Verification	123#
7. Uncertainty Budget	128#
Appendixes	130#
EN201960002 SAR_Appendix A Photographs	130#
EN201960002 SAR_Appendix B DAE & Probe Cal. Certificate	130#
EN201960002 SAR_Appendix C Phantom Description & Dipole Cal. Certificate	130#

Unless otherwise stated the results shown in this test report refer only to the sample(s) tested and such sample(s) are retained for 90 days only.
 除非另有說明，此報告結果僅對測試之樣品負責，同時此樣品僅保留90天。本報告未經本公司書面許可，不可部份複製。

This document is issued by the Company subject to its General Conditions of Service printed overleaf, available on request or accessible at www.sgs.com/terms_and_conditions.htm and for electronic format documents, subject to Terms and Conditions for Electronic Documents at www.sgs.com/terms_e-document.htm. Attention is drawn to the limitation of liability, indemnification and jurisdiction issues defined therein. Any holder of this document is advised that information contained hereon reflects the Company's findings at the time of its intervention only and within the limits of Client's instructions, if any. The Company's sole responsibility is to its Client and this document does not exonerate parties to a transaction from exercising all their rights and obligations under the transaction documents. This document cannot be reproduced except in full, without prior written approval of the Company. Any unauthorized alteration, forgery or falsification of the content or appearance of this document is unlawful and offenders may be prosecuted to the fullest extent of the law.

1. General Information

1.1 Testing Laboratory

SGS Taiwan Ltd. Electronics & Communication Laboratory	
1F, No. 8, Alley 15, Lane 120, Sec. 1, NeiHu Road, Neihu District, Taipei City, 11493, Taiwan.	
Tel	+886-2-2299-3279
Fax	+886-2-2298-0488
Internet	http://www.tw.sgs.com/

1.2 Details of Applicant

Company Name	HP Inc.
Company Address	3390 East Harmony Road, Fort Collins Colorado , USA 80528

Unless otherwise stated the results shown in this test report refer only to the sample(s) tested and such sample(s) are retained for 90 days only.

除非另有說明，此報告結果僅對測試之樣品負責，同時此樣品僅保留90天。本報告未經本公司書面許可，不可部份複製。

This document is issued by the Company subject to its General Conditions of Service printed overleaf, available on request or accessible at www.sgs.com/terms_and_conditions.htm and for electronic format documents, subject to Terms and Conditions for Electronic Documents at www.sgs.com/terms_e-document.htm. Attention is drawn to the limitation of liability, indemnification and jurisdiction issues defined therein. Any holder of this document is advised that information contained hereon reflects the Company's findings at the time of its intervention only and within the limits of Client's instructions, if any. The Company's sole responsibility is to its Client and this document does not exonerate parties to a transaction from exercising all their rights and obligations under the transaction documents. This document cannot be reproduced except in full, without prior written approval of the Company. Any unauthorized alteration, forgery or falsification of the content or appearance of this document is unlawful and offenders may be prosecuted to the fullest extent of the law.

1.3 Description of EUT

Equipment Under Test	Notebook PC				
Brand Name	HP				
Model No.	TPN-Q225				
FCC ID	B94-AX201D2WRG				
Integrated Module	WLAN		Brand Name : Intel Model Name : AX201D2W		
Mode of Operation	<input checked="" type="checkbox"/> WLAN802.11 a/b/g/n/ac/ax(20M/40M/80M/160M) <input checked="" type="checkbox"/> Bluetooth				
Duty Cycle	WLAN802.11 a/b/g/n/ac/ax(20M/40M/80M/160M)		100%		
	Bluetooth		100%		
TX Frequency Range (MHz)	WLAN802.11 b/g/n/ax(20M)		2412	—	2472
	WLAN802.11 n/ax(40M)		2422	—	2462
	WLAN802.11 a/n/ax(20M)/ac/ax(20M) 5.2G		5180	—	5240
	WLAN802.11n/ax(40M)/ac/ax(40M) 5.2G		5190	—	5230
	WLAN802.11 ac/ax(80M) 5.2G		5210		
	WLAN802.11 ac/ax(160M) 5.2G		5250		
	WLAN802.11 a/n/ax(20M)/ac/ax(20M) 5.3G		5260	—	5320
	WLAN802.11n/ax(40M)/ac/ax(40M) 5.3G		5270	—	5310
	WLAN802.11 ac/ax(80M) 5.3G		5290		
	WLAN802.11 a/n/ac/ax(20M) 5.6G		5500	—	5720
	WLAN802.11 n/ac/ax(40M) 5.6G		5510	—	5710
	WLAN802.11 ac/ax(80M) 5.6G		5530	—	5690
	WLAN802.11 ac/ax(160M) 5.6G		5570		
	WLAN802.11 a/n/ax(20M)/ac/ax(20M) 5.8G		5745	—	5825

Unless otherwise stated the results shown in this test report refer only to the sample(s) tested and such sample(s) are retained for 90 days only.
 除非另有說明，此報告結果僅對測試之樣品負責，同時此樣品僅保留90天。本報告未經本公司書面許可，不可部份複製。

This document is issued by the Company subject to its General Conditions of Service printed overleaf, available on request or accessible at www.sgs.com/terms_and_conditions.htm and for electronic format documents, subject to Terms and Conditions for Electronic Documents at www.sgs.com/terms_e-document.htm. Attention is drawn to the limitation of liability, indemnification and jurisdiction issues defined therein. Any holder of this document is advised that information contained hereon reflects the Company's findings at the time of its intervention only and within the limits of Client's instructions, if any. The Company's sole responsibility is to its Client and this document does not exonerate parties to a transaction from exercising all their rights and obligations under the transaction documents. This document cannot be reproduced except in full, without prior written approval of the Company. Any unauthorized alteration, forgery or falsification of the content or appearance of this document is unlawful and offenders may be prosecuted to the fullest extent of the law.

TX Frequency Range (MHz)	WLAN802.11n/ax(40M)/ac/ax(40M) 5.8G	5710	—	5795
	WLAN802.11 ac/ax(80M) 5.8G	5775		
	Bluetooth	2402	—	2480
Channel Number (ARFCN)	WLAN802.11 b/g/n/ax(20M)	1	—	13
	WLAN802.11 n/ax(40M)	3	—	11
	WLAN802.11 a/n/ax(20M)/ac/ax(20M) 5.2G	36	—	48
	WLAN802.11n/ax(40M)/ac/ax(40M) 5.2G	38	—	46
	WLAN802.11 ac/ax(80M) 5.2G	42		
	WLAN802.11 ac/ax(160M) 5.2G	50		
	WLAN802.11 a/n/ax(20M)/ac/ax(20M) 5.3G	52	—	64
	WLAN802.11n/ax(40M)/ac/ax(40M) 5.3G	54	—	62
	WLAN802.11 ac/ax(80M) 5.3G	58		
	WLAN802.11 a/n/ac/ax(20M) 5.6G	100	—	144
	WLAN802.11 n/ac/ax(40M) 5.6G	102	—	142
	WLAN802.11 ac/ax(80M) 5.6G	106	—	138
	WLAN802.11 ac/ax(160M) 5.6G	144		
	WLAN802.11 a/n/ax(20M)/ac/ax(20M) 5.8G	149	—	165
	WLAN802.11n/ax(40M)/ac/ax(40M) 5.8G	151	—	159
	WLAN802.11 ac/ax(80M) 5.8G	155		
	Bluetooth	0	—	78

Unless otherwise stated the results shown in this test report refer only to the sample(s) tested and such sample(s) are retained for 90 days only.
除非另有說明，此報告結果僅對測試之樣品負責，同時此樣品僅保留90天。本報告未經本公司書面許可，不可部份複製。

This document is issued by the Company subject to its General Conditions of Service printed overleaf, available on request or accessible at www.sgs.com/terms_and_conditions.htm and for electronic format documents, subject to Terms and Conditions for Electronic Documents at www.sgs.com/terms_e-document.htm. Attention is drawn to the limitation of liability, indemnification and jurisdiction issues defined therein. Any holder of this document is advised that information contained hereon reflects the Company's findings at the time of its intervention only and within the limits of Client's instructions, if any. The Company's sole responsibility is to its Client and this document does not exonerate parties to a transaction from exercising all their rights and obligations under the transaction documents. This document cannot be reproduced except in full, without prior written approval of the Company. Any unauthorized alteration, forgery or falsification of the content or appearance of this document is unlawful and offenders may be prosecuted to the fullest extent of the law.

Laptop mode (WLAN SISO power)

Max. SAR (1g) (Unit: W/Kg)					
Antenna	Band	Measured	Reported	Channel	Position
TX2(Chain-B)	WLAN 802.11b	0.17	0.17	10	Bottom side
	WLAN 802.11n(40M) 5.2G	0.26	0.26	46	Bottom side
	WLAN 802.11 n(40M) 5.3G	0.26	0.26	54	Bottom side
	WLAN 802.11ac(80M) 5.6G	0.36	0.37	138	Bottom side
	WLAN 802.11 n(40M) 5.8G	0.36	0.36	151	Bottom side
TX1(Chain-A)	WLAN 802.11b	0.17	0.17	6	Bottom side
	Bluetooth(GFSK)	0.09	0.11	78	Bottom side
	WLAN 802.11n(40M) 5.2G	0.23	0.23	46	Bottom side
	WLAN 802.11 n(40M) 5.3G	0.21	0.21	54	Bottom side
	WLAN 802.11ac(80M) 5.6G	0.30	0.30	138	Bottom side
	WLAN 802.11 n(40M) 5.8G	0.35	0.35	151	Bottom side

Unless otherwise stated the results shown in this test report refer only to the sample(s) tested and such sample(s) are retained for 90 days only.

除非另有說明，此報告結果僅對測試之樣品負責，同時此樣品僅保留90天。本報告未經本公司書面許可，不可部份複製。

This document is issued by the Company subject to its General Conditions of Service printed overleaf, available on request or accessible at www.sgs.com/terms_and_conditions.htm and for electronic format documents, subject to Terms and Conditions for Electronic Documents at www.sgs.com/terms_e-document.htm. Attention is drawn to the limitation of liability, indemnification and jurisdiction issues defined therein. Any holder of this document is advised that information contained hereon reflects the Company's findings at the time of its intervention only and within the limits of Client's instructions, if any. The Company's sole responsibility is to its Client and this document does not exonerate parties to a transaction from exercising all their rights and obligations under the transaction documents. This document cannot be reproduced except in full, without prior written approval of the Company. Any unauthorized alteration, forgery or falsification of the content or appearance of this document is unlawful and offenders may be prosecuted to the fullest extent of the law.

Tablet mode (WLAN SISO power)

Max. SAR (1g) (Unit: W/Kg)					
Antenna	Band	Measured	Reported	Channel	Position
TX2(Chain-B)	WLAN 802.11b	0.92	0.92	1	Bottom side
	WLAN 802.11 ac(80M) 5.2G	0.99	0.99	42	Bottom side
	WLAN 802.11 ac(80M) 5.3G	1.03	1.04	58	Bottom side
	WLAN 802.11ac(80M) 5.6G	1.13	1.13	106	Bottom side
	WLAN 802.11 ac(80M) 5.8G	1.16	1.16	155	Bottom side
TX1(Chain-A)	WLAN 802.11b	0.92	0.92	11	Bottom side
	Bluetooth(GFSK)	0.15	0.19	78	Bottom side
	WLAN 802.11ac(160M) 5.2G	0.82	0.82	50	Bottom side
	WLAN 802.11 ac(80M) 5.3G	0.84	0.84	58	Bottom side
	WLAN 802.11ac(160M) 5.6G	1.04	1.05	114	Bottom side
	WLAN 802.11 ac(80M) 5.8G	1.15	1.15	155	Bottom side

Unless otherwise stated the results shown in this test report refer only to the sample(s) tested and such sample(s) are retained for 90 days only.
除非另有說明，此報告結果僅對測試之樣品負責，同時此樣品僅保留90天。本報告未經本公司書面許可，不可部份複製。

This document is issued by the Company subject to its General Conditions of Service printed overleaf, available on request or accessible at www.sgs.com/terms_and_conditions.htm and for electronic format documents, subject to Terms and Conditions for Electronic Documents at www.sgs.com/terms_e-document.htm. Attention is drawn to the limitation of liability, indemnification and jurisdiction issues defined therein. Any holder of this document is advised that information contained hereon reflects the Company's findings at the time of its intervention only and within the limits of Client's instructions, if any. The Company's sole responsibility is to its Client and this document does not exonerate parties to a transaction from exercising all their rights and obligations under the transaction documents. This document cannot be reproduced except in full, without prior written approval of the Company. Any unauthorized alteration, forgery or falsification of the content or appearance of this document is unlawful and offenders may be prosecuted to the fullest extent of the law.

Tablet mode (WLAN MIMO power)

Max. SAR (1g) (Unit: W/Kg)					
Antenna	Band	Measured	Reported	Channel	Position
TX2(Chain-B)	WLAN 802.11n(20M)	0.45	0.46	6	Bottom side
	WLAN 802.11 ac(80M) 5.2G	0.43	0.43	42	Bottom side
	WLAN 802.11 ac(80M) 5.3G	0.46	0.46	58	Bottom side
	WLAN 802.11ac(80M) 5.6G	0.43	0.43	58	Bottom side
	WLAN 802.11 ac(80M) 5.8G	0.56	0.57	155	Bottom side
TX1(Chain-A)	WLAN 802.11n(20M)	0.48	0.49	6	Bottom side
	Bluetooth(GFSK)	0.15	0.19	78	Bottom side
	WLAN 802.11 ac(80M) 5.2G	0.41	0.41	42	Bottom side
	WLAN 802.11 ac(80M) 5.3G	0.46	0.47	58	Bottom side
	WLAN 802.11 ac(80M) 5.6G	0.50	0.50	106	Bottom side
	WLAN 802.11 ac(80M) 5.8G	0.59	0.60	155	Bottom side

Unless otherwise stated the results shown in this test report refer only to the sample(s) tested and such sample(s) are retained for 90 days only.

除非另有說明，此報告結果僅對測試之樣品負責，同時此樣品僅保留90天。本報告未經本公司書面許可，不可部份複製。

This document is issued by the Company subject to its General Conditions of Service printed overleaf, available on request or accessible at www.sgs.com/terms_and_conditions.htm and for electronic format documents, subject to Terms and Conditions for Electronic Documents at www.sgs.com/terms_e-document.htm. Attention is drawn to the limitation of liability, indemnification and jurisdiction issues defined therein. Any holder of this document is advised that information contained hereon reflects the Company's findings at the time of its intervention only and within the limits of Client's instructions, if any. The Company's sole responsibility is to its Client and this document does not exonerate parties to a transaction from exercising all their rights and obligations under the transaction documents. This document cannot be reproduced except in full, without prior written approval of the Company. Any unauthorized alteration, forgery or falsification of the content or appearance of this document is unlawful and offenders may be prosecuted to the fullest extent of the law.

Antenna Information

WLAN

Tablet mode										
Vendor	INPAQ									
Antenna	Tx1(PIFA)					Tx2(PIFA)				
Part Number	DQ60PLBLB18 (WA-P-LBLB-02-080)					DQ60PLBLB18 (WA-P-LBLB-02-080)				
Frequency	2402-2480	5151-5250	5250-5350	5470-5725	5725-5850	2402-2480	5151-5250	5250-5350	5470-5725	5725-5850
Gain (dBi)	-2.21	1.00	1.48	2.57	2.87	1.18	-1.76	1.50	2.00	0.75
Laptop mode										
Vendor	INPAQ									
Antenna	Tx1(PIFA)					Tx2(PIFA)				
Part Number	DQ60PLBLB18(WA-P-LBLB-02-080)					DQ60PLBLB18(WA-P-LBLB-02-080)				
Frequency	2402-2480	5151-5250	5250-5350	5470-5725	5725-5850	2402-2480	5151-5250	5250-5350	5470-5725	5725-5850
Gain (dBi)	1.67	2.68	2.68	2.76	2.55	2.34	2.52	2.90	2.88	2.88

Unless otherwise stated the results shown in this test report refer only to the sample(s) tested and such sample(s) are retained for 90 days only.

除非另有說明，此報告結果僅對測試之樣品負責，同時此樣品僅保留90天。本報告未經本公司書面許可，不可部份複製。

This document is issued by the Company subject to its General Conditions of Service printed overleaf, available on request or accessible at www.sgs.com/terms_and_conditions.htm and for electronic format documents, subject to Terms and Conditions for Electronic Documents at www.sgs.com/terms_e-document.htm. Attention is drawn to the limitation of liability, indemnification and jurisdiction issues defined therein. Any holder of this document is advised that information contained hereon reflects the Company's findings at the time of its intervention only and within the limits of Client's instructions, if any. The Company's sole responsibility is to its Client and this document does not exonerate parties to a transaction from exercising all their rights and obligations under the transaction documents. This document cannot be reproduced except in full, without prior written approval of the Company. Any unauthorized alteration, forgery or falsification of the content or appearance of this document is unlawful and offenders may be prosecuted to the fullest extent of the law.

SGS Taiwan Ltd.

No.134,Wu Kung Road, New Taipei Industrial Park, Wuku District, New Taipei City, Taiwan 24803/新北市五股區新北產業園區五工路 134 號

台灣檢驗科技股份有限公司

t (886-2) 2299-3279

f (886-2) 2298-0488

www.tw.sgs.com

Member of SGS Group

WLAN802.11 a/b/g/n(20M/40M)/ac/ax(20M/40M/80M/160M)

conducted power table:

Antenna Band	SISO		MIMO
	Chain A	Chain B	Chain A+B
WLAN802.11b	V	V	-
WLAN802.11g	V	V	-
WLAN802.11n(20M)	V	V	V
WLAN802.11n(40M)	V	V	V
WLAN802.11ax(20M)	V	V	V
WLAN802.11ax(40M)	V	V	V
WLAN802.11a	V	V	-
WLAN802.11n(20M) 5G	V	V	V
WLAN802.11n(40M) 5G	V	V	V
WLAN802.11ac(20M) 5G	V	V	V
WLAN802.11ac(40M) 5G	V	V	V
WLAN802.11ac(80M) 5G	V	V	V
WLAN802.11ac(160M) 5G	V	V	V
WLAN802.11ax(20M) 5G	V	V	V
WLAN802.11ax(40M) 5G	V	V	V
WLAN802.11ax(80M) 5G	V	V	V
WLAN802.11ax(160M) 5G	V	V	V

Unless otherwise stated the results shown in this test report refer only to the sample(s) tested and such sample(s) are retained for 90 days only.
除非另有說明，此報告結果僅對測試之樣品負責，同時此樣品僅保留90天。本報告未經本公司書面許可，不可部份複製。

This document is issued by the Company subject to its General Conditions of Service printed overleaf, available on request or accessible at www.sgs.com/terms_and_conditions.htm and for electronic format documents, subject to Terms and Conditions for Electronic Documents at www.sgs.com/terms_e-document.htm. Attention is drawn to the limitation of liability, indemnification and jurisdiction issues defined therein. Any holder of this document is advised that information contained hereon reflects the Company's findings at the time of its intervention only and within the limits of Client's instructions, if any. The Company's sole responsibility is to its Client and this document does not exonerate parties to a transaction from exercising all their rights and obligations under the transaction documents. This document cannot be reproduced except in full, without prior written approval of the Company. Any unauthorized alteration, forgery or falsification of the content or appearance of this document is unlawful and offenders may be prosecuted to the fullest extent of the law.

Laptop mode (WLAN SISO power)

TX2(Chain-B)						
Band	Mode	Channel	Frequency (MHz)	Data Rate	Max. Rated Avg. Power + Max. Tolerance (dBm)	Average power (dBm)
2450 MHz	802.11b	1	2412	1Mbps	20.00	19.93
		2	2417		21.00	20.95
		6	2437		21.00	20.91
		10	2457		21.00	20.99
		11	2462		20.00	19.93
		12	2467		19.00	18.94
		13	2472		19.50	19.41
	802.11g	1	2412	6Mbps	17.25	17.25
		2	2417		19.00	18.94
		6	2437		20.50	20.50
		10	2457		19.25	19.17
		11	2462		16.00	15.98
		12	2467		15.50	15.42
		13	2472		13.25	13.20
	802.11n20-HT0	1	2412	MCS0	17.25	17.25
		2	2417		19.00	18.91
		6	2437		20.50	20.48
		10	2457		19.25	19.17
		11	2462		16.00	15.96
		12	2467		15.50	15.49
		13	2472		13.25	13.21
	802.11ax20-HE0	1	2412	MCS0	17.25	17.20
		2	2417		19.00	18.93
		6	2437		20.50	20.43
		10	2457		19.25	19.20
		11	2462		16.00	15.98
		12	2467		15.50	15.47
		13	2472		13.25	13.19

Unless otherwise stated the results shown in this test report refer only to the sample(s) tested and such sample(s) are retained for 90 days only.

除非另有說明，此報告結果僅對測試之樣品負責，同時此樣品僅保留90天。本報告未經本公司書面許可，不可部份複製。

This document is issued by the Company subject to its General Conditions of Service printed overleaf, available on request or accessible at www.sgs.com/terms_and_conditions.htm and for electronic format documents, subject to Terms and Conditions for Electronic Documents at www.sgs.com/terms_e-document.htm. Attention is drawn to the limitation of liability, indemnification and jurisdiction issues defined therein. Any holder of this document is advised that information contained hereon reflects the Company's findings at the time of its intervention only and within the limits of Client's instructions, if any. The Company's sole responsibility is to its Client and this document does not exonerate parties to a transaction from exercising all their rights and obligations under the transaction documents. This document cannot be reproduced except in full, without prior written approval of the Company. Any unauthorized alteration, forgery or falsification of the content or appearance of this document is unlawful and offenders may be prosecuted to the fullest extent of the law.

TX2(Chain-B)						
Band	Mode	Channel	Frequency (MHz)	Data Rate	Max. Rated Avg. Power + Max. Tolerance (dBm)	Average power (dBm)
2450 MHz	802.11n40-HT0	3	2422	MCS0	17.00	16.99
		5	2432		18.00	17.95
		6	2437		16.50	16.48
		8	2447		16.00	15.95
		9	2452		15.00	15.00
		10	2457		13.00	12.95
		11	2462		13.50	13.43
	802.11ax40-HE0	3	2422	MCS0	17.00	16.95
		5	2432		18.00	17.93
		6	2437		16.50	16.44
		8	2447		16.00	15.97
		9	2452		15.00	14.91
		10	2457		13.00	12.95
		11	2462		13.50	13.50

Unless otherwise stated the results shown in this test report refer only to the sample(s) tested and such sample(s) are retained for 90 days only.

除非另有說明，此報告結果僅對測試之樣品負責，同時此樣品僅保留90天。本報告未經本公司書面許可，不可部份複製。

This document is issued by the Company subject to its General Conditions of Service printed overleaf, available on request or accessible at www.sgs.com/terms_and_conditions.htm and for electronic format documents, subject to Terms and Conditions for Electronic Documents at www.sgs.com/terms_e-document.htm. Attention is drawn to the limitation of liability, indemnification and jurisdiction issues defined therein. Any holder of this document is advised that information contained hereon reflects the Company's findings at the time of its intervention only and within the limits of Client's instructions, if any. The Company's sole responsibility is to its Client and this document does not exonerate parties to a transaction from exercising all their rights and obligations under the transaction documents. This document cannot be reproduced except in full, without prior written approval of the Company. Any unauthorized alteration, forgery or falsification of the content or appearance of this document is unlawful and offenders may be prosecuted to the fullest extent of the law.

TX2(Chain-B)						
Band	Mode	Channel	Frequency (MHz)	Data Rate	Max. Rated Avg. Power + Max. Tolerance (dBm)	Average power (dBm)
5.15-5.25 GHz	802.11a	36	5180	6Mbps	19.00	18.98
		40	5200		20.00	19.92
		44	5220		21.00	20.99
		48	5240		21.00	20.98
	802.11n20-HT0	36	5180	MCS0	19.00	18.92
		40	5200		20.00	19.98
		44	5220		21.00	20.97
		48	5240		21.00	20.92
	802.11ac20-VHT0	36	5180	MCS0	19.00	18.91
		40	5200		20.00	19.95
		44	5220		21.00	20.91
		48	5240		21.00	20.92
	802.11ax20-HE0	36	5180	MCS0	19.00	18.95
		40	5200		20.00	20.00
		44	5220		21.00	20.93
		48	5240		21.00	20.95
	802.11n40-HT0	38	5190	MCS0	19.00	18.98
		46	5230		21.00	20.98
	802.11ac40-VHT0	38	5190	MCS0	19.00	18.93
		46	5230		21.00	20.93
	802.11ax40-HE0	38	5190	MCS0	19.00	18.92
		46	5230		21.00	20.89
	802.11ac80-VHT0	42	5210	MCS0	19.00	18.94
	802.11ax80-HE0	42	5210	MCS0	19.00	18.93
	802.11ac160-VHT0	50	5250	MCS0	15.25	15.22
	802.11ax160-HE0	50	5250	MCS0	15.25	15.16

Unless otherwise stated the results shown in this test report refer only to the sample(s) tested and such sample(s) are retained for 90 days only.
 除非另有說明，此報告結果僅對測試之樣品負責，同時此樣品僅保留90天。本報告未經本公司書面許可，不可部份複製。

This document is issued by the Company subject to its General Conditions of Service printed overleaf, available on request or accessible at www.sgs.com/terms_and_conditions.htm and for electronic format documents, subject to Terms and Conditions for Electronic Documents at www.sgs.com/terms_e-document.htm. Attention is drawn to the limitation of liability, indemnification and jurisdiction issues defined therein. Any holder of this document is advised that information contained hereon reflects the Company's findings at the time of its intervention only and within the limits of Client's instructions, if any. The Company's sole responsibility is to its Client and this document does not exonerate parties to a transaction from exercising all their rights and obligations under the transaction documents. This document cannot be reproduced except in full, without prior written approval of the Company. Any unauthorized alteration, forgery or falsification of the content or appearance of this document is unlawful and offenders may be prosecuted to the fullest extent of the law.

TX2(Chain-B)						
Band	Mode	Channel	Frequency (MHz)	Data Rate	Max. Rated Avg. Power + Max. Tolerance (dBm)	Average power (dBm)
5.25-5.35 GHz	802.11a	52	5260	6Mbps	21.00	20.99
		56	5280		21.00	20.98
		60	5300		21.00	20.94
		64	5320		18.50	18.46
	802.11n20-HT0	52	5260	MCS0	21.00	20.92
		56	5280		21.00	20.91
		60	5300		21.00	20.94
		64	5320		18.50	18.44
	802.11ac20-VHT0	52	5260	MCS0	21.00	20.94
		56	5280		21.00	20.94
		60	5300		21.00	20.95
		64	5320		18.50	18.49
	802.11ax20-HE0	52	5260	MCS0	21.00	20.91
		56	5280		21.00	20.94
		60	5300		21.00	20.91
		64	5320		18.50	18.45
	802.11n40-HT0	54	5270	MCS0	21.00	20.97
		62	5310		17.75	17.74
	802.11ac40-VHT0	54	5270	MCS0	21.00	20.87
		62	5310		17.75	17.70
	802.11ax40-HE0	54	5270	MCS0	21.00	20.93
		62	5310		17.75	17.70
	802.11ac80-VHT0	58	5290	MCS0	18.25	18.24
	802.11ax80-HE0	58	5290	MCS0	18.25	18.24

Unless otherwise stated the results shown in this test report refer only to the sample(s) tested and such sample(s) are retained for 90 days only.
除非另有說明，此報告結果僅對測試之樣品負責，同時此樣品僅保留90天。本報告未經本公司書面許可，不可部份複製。

This document is issued by the Company subject to its General Conditions of Service printed overleaf, available on request or accessible at www.sgs.com/terms_and_conditions.htm and for electronic format documents, subject to Terms and Conditions for Electronic Documents at www.sgs.com/terms_e-document.htm. Attention is drawn to the limitation of liability, indemnification and jurisdiction issues defined therein. Any holder of this document is advised that information contained hereon reflects the Company's findings at the time of its intervention only and within the limits of Client's instructions, if any. The Company's sole responsibility is to its Client and this document does not exonerate parties to a transaction from exercising all their rights and obligations under the transaction documents. This document cannot be reproduced except in full, without prior written approval of the Company. Any unauthorized alteration, forgery or falsification of the content or appearance of this document is unlawful and offenders may be prosecuted to the fullest extent of the law.

TX2(Chain-B)						
Band	Mode	Channel	Frequency (MHz)	Data Rate	Max. Rated Avg. Power + Max. Tolerance (dBm)	Average power (dBm)
5600 MHz	802.11a	100	5500	6Mbps	19.50	19.50
		104	5520		21.00	20.91
		116	5580		21.00	20.93
		120	5600		21.00	20.92
		136	5680		21.00	20.91
		140	5700		18.00	18.00
		144	5720		21.00	20.93
	802.11n20-HT0	100	5500	MCS0	19.50	19.45
		104	5520		21.00	21.00
		116	5580		21.00	20.92
		120	5600		21.00	20.97
		136	5680		21.00	20.94
		140	5700		18.00	17.98
		144	5720		21.00	20.94
	802.11ac20-VHT0	100	5500	MCS0	19.50	19.50
		104	5520		21.00	20.93
		116	5580		21.00	20.96
		120	5600		21.00	20.94
		136	5680		21.00	20.92
		140	5700		18.00	17.99
		144	5720		21.00	20.91
	802.11ax20-HE0	100	5500	MCS0	19.50	19.43
		104	5520		21.00	20.89
		116	5580		21.00	20.91
		120	5600		21.00	20.91
		136	5680		21.00	20.93
		140	5700		18.00	17.93
		144	5720		21.00	20.92

Unless otherwise stated the results shown in this test report refer only to the sample(s) tested and such sample(s) are retained for 90 days only.

除非另有說明，此報告結果僅對測試之樣品負責，同時此樣品僅保留90天。本報告未經本公司書面許可，不可部份複製。

This document is issued by the Company subject to its General Conditions of Service printed overleaf, available on request or accessible at www.sgs.com/terms_and_conditions.htm and for electronic format documents, subject to Terms and Conditions for Electronic Documents at www.sgs.com/terms_e-document.htm. Attention is drawn to the limitation of liability, indemnification and jurisdiction issues defined therein. Any holder of this document is advised that information contained hereon reflects the Company's findings at the time of its intervention only and within the limits of Client's instructions, if any. The Company's sole responsibility is to its Client and this document does not exonerate parties to a transaction from exercising all their rights and obligations under the transaction documents. This document cannot be reproduced except in full, without prior written approval of the Company. Any unauthorized alteration, forgery or falsification of the content or appearance of this document is unlawful and offenders may be prosecuted to the fullest extent of the law.

TX2(Chain-B)						
Band	Mode	Channel	Frequency (MHz)	Data Rate	Max. Rated Avg. Power + Max. Tolerance (dBm)	Average power (dBm)
5600 MHz	802.11n40-HT0	102	5510	MCS0	18.75	18.74
		110	5550		21.00	20.96
		118	5590		21.00	20.94
		134	5670		19.75	19.74
		142	5710		21.00	20.99
	802.11ac40-VHT0	102	5510	MCS0	18.75	18.75
		110	5550		21.00	20.88
		118	5590		21.00	20.89
		134	5670		19.75	19.70
		142	5710		21.00	20.91
	802.11ax40-HE0	102	5510	MCS0	18.75	18.71
		110	5550		21.00	20.87
		118	5590		21.00	20.85
		134	5670		19.75	19.69
		142	5710		21.00	20.91
	802.11ac80-VHT0	106	5530	MCS0	19.25	19.24
		122	5610		20.25	20.22
		138	5690		21.00	20.93
	802.11ax80-HE0	106	5530	MCS0	19.25	19.25
		122	5610		20.25	20.16
		138	5690		21.00	20.89
	802.11ac160-VHT0	114	5570	MCS0	14.75	14.66
	802.11ax160-HE0	114	5570	MCS0	14.75	14.68

Unless otherwise stated the results shown in this test report refer only to the sample(s) tested and such sample(s) are retained for 90 days only.

除非另有說明，此報告結果僅對測試之樣品負責，同時此樣品僅保留90天。本報告未經本公司書面許可，不可部份複製。

This document is issued by the Company subject to its General Conditions of Service printed overleaf, available on request or accessible at www.sgs.com/terms_and_conditions.htm and for electronic format documents, subject to Terms and Conditions for Electronic Documents at www.sgs.com/terms_e-document.htm. Attention is drawn to the limitation of liability, indemnification and jurisdiction issues defined therein. Any holder of this document is advised that information contained hereon reflects the Company's findings at the time of its intervention only and within the limits of Client's instructions, if any. The Company's sole responsibility is to its Client and this document does not exonerate parties to a transaction from exercising all their rights and obligations under the transaction documents. This document cannot be reproduced except in full, without prior written approval of the Company. Any unauthorized alteration, forgery or falsification of the content or appearance of this document is unlawful and offenders may be prosecuted to the fullest extent of the law.

TX2(Chain-B)						
Mode	Mode	Channel	Frequency (MHz)	Data Rate	Max. Rated Avg. Power + Max. Tolerance (dBm)	Average power (dBm)
5800 MHz	802.11a	149	5745	6Mbps	21.00	20.97
		157	5785		21.00	20.94
		165	5825		21.00	20.99
	802.11n20-HT0	149	5745	MCS0	21.00	20.91
		157	5785		21.00	20.94
		165	5825		21.00	20.86
	802.11ac20-VHT0	149	5745	MCS0	21.00	20.91
		157	5785		21.00	20.89
		165	5825		21.00	20.91
	802.11ax20-HE0	149	5745	MCS0	21.00	20.91
		157	5785		21.00	20.93
		165	5825		21.00	20.95
	802.11n40-HT0	151	5755	MCS0	21.00	20.99
		159	5795		21.00	20.98
	802.11ac40-VHT0	151	5755	MCS0	21.00	20.93
		159	5795		21.00	20.92
	802.11ax40-HE0	151	5755	MCS0	21.00	20.89
		159	5795		21.00	20.91
	802.11ac80-VHT0	155	5775	MCS0	19.00	18.94
	802.11ax80-HE0	155	5775	MCS0	19.00	18.97

Unless otherwise stated the results shown in this test report refer only to the sample(s) tested and such sample(s) are retained for 90 days only.

除非另有說明，此報告結果僅對測試之樣品負責，同時此樣品僅保留90天。本報告未經本公司書面許可，不可部份複製。

This document is issued by the Company subject to its General Conditions of Service printed overleaf, available on request or accessible at www.sgs.com/terms_and_conditions.htm and for electronic format documents, subject to Terms and Conditions for Electronic Documents at www.sgs.com/terms_e-document.htm. Attention is drawn to the limitation of liability, indemnification and jurisdiction issues defined therein. Any holder of this document is advised that information contained hereon reflects the Company's findings at the time of its intervention only and within the limits of Client's instructions, if any. The Company's sole responsibility is to its Client and this document does not exonerate parties to a transaction from exercising all their rights and obligations under the transaction documents. This document cannot be reproduced except in full, without prior written approval of the Company. Any unauthorized alteration, forgery or falsification of the content or appearance of this document is unlawful and offenders may be prosecuted to the fullest extent of the law.

TX1(Chain-A)						
Band	Mode	Channel	Frequency (MHz)	Data Rate	Max. Rated Avg. Power + Max. Tolerance (dBm)	Average power (dBm)
2450 MHz	802.11b	1	2412	1Mbps	19.75	19.72
		2	2417		21.00	20.89
		6	2437		21.00	20.98
		10	2457		21.00	20.97
		11	2462		20.00	19.91
		12	2467		19.00	18.91
		13	2472		19.50	19.48
	802.11g	1	2412	6Mbps	17.25	17.17
		2	2417		19.00	19.00
		6	2437		20.50	20.41
		10	2457		19.25	19.25
		11	2462		15.50	15.44
		12	2467		15.50	15.44
		13	2472		13.00	12.97
	802.11n20-HT0	1	2412	MCS0	17.25	17.23
		2	2417		19.00	18.97
		6	2437		20.50	20.44
		10	2457		19.25	19.20
		11	2462		15.50	15.47
		12	2467		15.50	15.45
		13	2472		13.00	12.95
	802.11ax20-HE0	1	2412	MCS0	17.25	17.21
		2	2417		19.00	18.94
		6	2437		20.50	20.42
		10	2457		19.25	19.20
		11	2462		15.50	15.43
		12	2467		15.50	15.50
		13	2472		13.00	12.92

Unless otherwise stated the results shown in this test report refer only to the sample(s) tested and such sample(s) are retained for 90 days only.
 除非另有說明，此報告結果僅對測試之樣品負責，同時此樣品僅保留90天。本報告未經本公司書面許可，不可部份複製。

This document is issued by the Company subject to its General Conditions of Service printed overleaf, available on request or accessible at www.sgs.com/terms_and_conditions.htm and for electronic format documents, subject to Terms and Conditions for Electronic Documents at www.sgs.com/terms_e-document.htm. Attention is drawn to the limitation of liability, indemnification and jurisdiction issues defined therein. Any holder of this document is advised that information contained hereon reflects the Company's findings at the time of its intervention only and within the limits of Client's instructions, if any. The Company's sole responsibility is to its Client and this document does not exonerate parties to a transaction from exercising all their rights and obligations under the transaction documents. This document cannot be reproduced except in full, without prior written approval of the Company. Any unauthorized alteration, forgery or falsification of the content or appearance of this document is unlawful and offenders may be prosecuted to the fullest extent of the law.

TX1(Chain-A)						
Band	Mode	Channel	Frequency (MHz)	Data Rate	Max. Rated Avg. Power + Max. Tolerance (dBm)	Average power (dBm)
2450 MHz	802.11n40-HT0	3	2422	MCS0	17.00	16.99
		5	2432		18.00	17.93
		6	2437		16.50	16.50
		8	2447		16.00	15.96
		9	2452		15.00	14.92
		10	2457		13.00	12.98
		11	2462		13.50	13.44
	802.11n40-HE0	3	2422	MCS0	17.00	17.00
		5	2432		18.00	17.95
		6	2437		16.50	16.42
		8	2447		16.00	15.98
		9	2452		15.00	14.97
		10	2457		13.00	12.99
		11	2462		13.50	13.43

Unless otherwise stated the results shown in this test report refer only to the sample(s) tested and such sample(s) are retained for 90 days only.

除非另有說明，此報告結果僅對測試之樣品負責，同時此樣品僅保留90天。本報告未經本公司書面許可，不可部份複製。

This document is issued by the Company subject to its General Conditions of Service printed overleaf, available on request or accessible at www.sgs.com/terms_and_conditions.htm and for electronic format documents, subject to Terms and Conditions for Electronic Documents at www.sgs.com/terms_e-document.htm. Attention is drawn to the limitation of liability, indemnification and jurisdiction issues defined therein. Any holder of this document is advised that information contained hereon reflects the Company's findings at the time of its intervention only and within the limits of Client's instructions, if any. The Company's sole responsibility is to its Client and this document does not exonerate parties to a transaction from exercising all their rights and obligations under the transaction documents. This document cannot be reproduced except in full, without prior written approval of the Company. Any unauthorized alteration, forgery or falsification of the content or appearance of this document is unlawful and offenders may be prosecuted to the fullest extent of the law.

TX1(Chain-A)						
Band	Mode	Channel	Frequency (MHz)	Data Rate	Max. Rated Avg. Power + Max. Tolerance (dBm)	Average power (dBm)
5.15-5.25 GHz	802.11a	36	5180	6Mbps	19.00	18.99
		40	5200		20.50	20.49
		44	5220		21.00	20.99
		48	5240		21.00	20.94
	802.11n20-HT0	36	5180	MCS0	19.00	18.82
		40	5200		20.50	20.47
		44	5220		21.00	20.85
		48	5240		21.00	20.91
	802.11ac20-VHT0	36	5180	MCS0	19.00	18.86
		40	5200		20.50	20.41
		44	5220		21.00	20.94
		48	5240		21.00	20.87
	802.11ax20-HE0	36	5180	MCS0	19.00	18.93
		40	5200		20.50	20.32
		44	5220		21.00	20.92
		48	5240		21.00	20.93
	802.11n40-HT0	38	5190	MCS0	19.00	18.95
		46	5230		21.00	20.99
	802.11ac40-VHT0	38	5190	MCS0	19.00	18.95
		46	5230		21.00	20.93
	802.11ax40-HE0	38	5190	MCS0	19.00	18.98
		46	5230		21.00	20.84
	802.11ac80-VHT0	42	5210	MCS0	18.75	18.58
	802.11ax80-HE0	42	5210	MCS0	18.75	18.58
	802.11ac160-VHT0	50	5250	MCS0	15.75	15.70
	802.11ax160-HE0	50	5250	MCS0	15.75	15.67

Unless otherwise stated the results shown in this test report refer only to the sample(s) tested and such sample(s) are retained for 90 days only.

除非另有說明，此報告結果僅對測試之樣品負責，同時此樣品僅保留90天。本報告未經本公司書面許可，不可部份複製。

This document is issued by the Company subject to its General Conditions of Service printed overleaf, available on request or accessible at www.sgs.com/terms_and_conditions.htm and for electronic format documents, subject to Terms and Conditions for Electronic Documents at www.sgs.com/terms_e-document.htm. Attention is drawn to the limitation of liability, indemnification and jurisdiction issues defined therein. Any holder of this document is advised that information contained hereon reflects the Company's findings at the time of its intervention only and within the limits of Client's instructions, if any. The Company's sole responsibility is to its Client and this document does not exonerate parties to a transaction from exercising all their rights and obligations under the transaction documents. This document cannot be reproduced except in full, without prior written approval of the Company. Any unauthorized alteration, forgery or falsification of the content or appearance of this document is unlawful and offenders may be prosecuted to the fullest extent of the law.

TX1(Chain-A)						
Band	Mode	Channel	Frequency (MHz)	Data Rate	Max. Rated Avg. Power + Max. Tolerance (dBm)	Average power (dBm)
5.25-5.35 GHz	802.11a	52	5260	6Mbps	21.00	20.96
		56	5280		21.00	20.94
		60	5300		21.00	20.99
		64	5320		18.75	18.68
	802.11n20-HT0	52	5260	MCS0	21.00	20.92
		56	5280		21.00	20.81
		60	5300		21.00	20.86
		64	5320		18.75	18.64
	802.11ac20-VHT0	52	5260	MCS0	21.00	20.92
		56	5280		21.00	20.93
		60	5300		21.00	20.83
		64	5320		18.75	18.62
	802.11ax20-HE0	52	5260	MCS0	21.00	20.91
		56	5280		21.00	20.86
		60	5300		21.00	20.90
		64	5320		18.75	18.60
	802.11n40-HT0	54	5270	MCS0	21.00	20.96
		62	5310		17.75	17.74
	802.11ac40-VHT0	54	5270	MCS0	21.00	20.94
		62	5310		17.75	17.64
	802.11ax40-HE0	54	5270	MCS0	21.00	20.91
		62	5310		17.75	17.62
	802.11ac80-VHT0	58	5290	MCS0	18.25	18.18
	802.11ax80-HE0	58	5290	MCS0	18.25	18.16

Unless otherwise stated the results shown in this test report refer only to the sample(s) tested and such sample(s) are retained for 90 days only.
除非另有說明，此報告結果僅對測試之樣品負責，同時此樣品僅保留90天。本報告未經本公司書面許可，不可部份複製。

This document is issued by the Company subject to its General Conditions of Service printed overleaf, available on request or accessible at www.sgs.com/terms_and_conditions.htm and for electronic format documents, subject to Terms and Conditions for Electronic Documents at www.sgs.com/terms_e-document.htm. Attention is drawn to the limitation of liability, indemnification and jurisdiction issues defined therein. Any holder of this document is advised that information contained hereon reflects the Company's findings at the time of its intervention only and within the limits of Client's instructions, if any. The Company's sole responsibility is to its Client and this document does not exonerate parties to a transaction from exercising all their rights and obligations under the transaction documents. This document cannot be reproduced except in full, without prior written approval of the Company. Any unauthorized alteration, forgery or falsification of the content or appearance of this document is unlawful and offenders may be prosecuted to the fullest extent of the law.

TX1(Chain-A)						
Band	Mode	Channel	Frequency (MHz)	Data Rate	Max. Rated Avg. Power + Max. Tolerance (dBm)	Average power (dBm)
5600 MHz	802.11a	100	5500	6Mbps	19.50	19.42
		104	5520		21.00	20.92
		116	5580		21.00	20.92
		120	5600		21.00	20.93
		136	5680		21.00	20.83
		140	5700		18.50	18.37
		144	5720		21.00	20.94
	802.11n20-HT0	100	5500	MCS0	19.50	19.44
		104	5520		21.00	20.94
		116	5580		21.00	20.92
		120	5600		21.00	20.90
		136	5680		21.00	20.89
		140	5700		18.50	18.32
		144	5720		21.00	20.94
	802.11ac20-VHT0	100	5500	MCS0	19.50	19.31
		104	5520		21.00	20.95
		116	5580		21.00	20.93
		120	5600		21.00	20.99
		136	5680		21.00	20.89
		140	5700		18.50	18.39
		144	5720		21.00	20.91
	802.11ax20-HE0	100	5500	MCS0	19.50	19.45
		104	5520		21.00	20.89
		116	5580		21.00	20.92
		120	5600		21.00	20.93
		136	5680		21.00	20.84
		140	5700		18.50	18.49
		144	5720		21.00	20.91

Unless otherwise stated the results shown in this test report refer only to the sample(s) tested and such sample(s) are retained for 90 days only.

除非另有說明，此報告結果僅對測試之樣品負責，同時此樣品僅保留90天。本報告未經本公司書面許可，不可部份複製。

This document is issued by the Company subject to its General Conditions of Service printed overleaf, available on request or accessible at www.sgs.com/terms_and_conditions.htm and for electronic format documents, subject to Terms and Conditions for Electronic Documents at www.sgs.com/terms_e-document.htm. Attention is drawn to the limitation of liability, indemnification and jurisdiction issues defined therein. Any holder of this document is advised that information contained hereon reflects the Company's findings at the time of its intervention only and within the limits of Client's instructions, if any. The Company's sole responsibility is to its Client and this document does not exonerate parties to a transaction from exercising all their rights and obligations under the transaction documents. This document cannot be reproduced except in full, without prior written approval of the Company. Any unauthorized alteration, forgery or falsification of the content or appearance of this document is unlawful and offenders may be prosecuted to the fullest extent of the law.

TX1(Chain-A)						
Band	Mode	Channel	Frequency (MHz)	Data Rate	Max. Rated Avg. Power + Max. Tolerance (dBm)	Average power (dBm)
5600 MHz	802.11n40-HT0	102	5510	MCS0	18.75	18.74
		110	5550		21.00	20.98
		118	5590		21.00	20.96
		134	5670		19.75	19.72
		142	5710		21.00	20.99
	802.11ac40-VHT0	102	5510	MCS0	18.75	18.71
		110	5550		21.00	20.83
		118	5590		21.00	20.91
		134	5670		19.75	19.58
		142	5710		21.00	20.87
	802.11ax40-HE0	102	5510	MCS0	18.75	18.70
		110	5550		21.00	20.95
		118	5590		21.00	20.87
		134	5670		19.75	19.57
		142	5710		21.00	20.94
	802.11ac80-VHT0	106	5530	MCS0	19.25	19.23
		122	5610		20.25	20.23
		138	5690		21.00	20.99
	802.11ax80-HE0	106	5530	MCS0	19.25	19.16
		122	5610		20.25	20.12
		138	5690		21.00	20.93
	802.11ac160-VHT0	114	5570	MCS0	15.00	14.98
	802.11ax160-HE0	114	5570	MCS0	15.00	14.95

Unless otherwise stated the results shown in this test report refer only to the sample(s) tested and such sample(s) are retained for 90 days only.
除非另有說明，此報告結果僅對測試之樣品負責，同時此樣品僅保留90天。本報告未經本公司書面許可，不可部份複製。

This document is issued by the Company subject to its General Conditions of Service printed overleaf, available on request or accessible at www.sgs.com/terms_and_conditions.htm and for electronic format documents, subject to Terms and Conditions for Electronic Documents at www.sgs.com/terms_e-document.htm. Attention is drawn to the limitation of liability, indemnification and jurisdiction issues defined therein. Any holder of this document is advised that information contained hereon reflects the Company's findings at the time of its intervention only and within the limits of Client's instructions, if any. The Company's sole responsibility is to its Client and this document does not exonerate parties to a transaction from exercising all their rights and obligations under the transaction documents. This document cannot be reproduced except in full, without prior written approval of the Company. Any unauthorized alteration, forgery or falsification of the content or appearance of this document is unlawful and offenders may be prosecuted to the fullest extent of the law.

TX1(Chain-A)						
Mode	Mode	Channel	Frequency (MHz)	Data Rate	Max. Rated Avg. Power + Max. Tolerance (dBm)	Average power (dBm)
5800 MHz	802.11a	149	5745	6Mbps	21.00	20.99
		157	5785		21.00	20.98
		165	5825		21.00	20.97
	802.11n20-HT0	149	5745	MCS0	21.00	20.89
		157	5785		21.00	20.88
		165	5825		21.00	20.84
	802.11ac20-VHT0	149	5745	MCS0	21.00	20.81
		157	5785		21.00	20.91
		165	5825		21.00	20.91
	802.11ax20-HE0	149	5745	MCS0	21.00	20.93
		157	5785		21.00	20.94
		165	5825		21.00	20.90
	802.11n40-HT0	151	5755	MCS0	21.00	20.99
		159	5795		21.00	20.98
	802.11ac40-VHT0	151	5755	MCS0	21.00	20.96
		159	5795		21.00	20.92
	802.11ax40-HE0	151	5755	MCS0	21.00	20.82
		159	5795		21.00	20.93
	802.11ac80-VHT0	155	5775	MCS0	19.00	18.81
	802.11ax80-HE0	155	5775	MCS0	19.00	19.00

Unless otherwise stated the results shown in this test report refer only to the sample(s) tested and such sample(s) are retained for 90 days only.

除非另有說明，此報告結果僅對測試之樣品負責，同時此樣品僅保留90天。本報告未經本公司書面許可，不可部份複製。

This document is issued by the Company subject to its General Conditions of Service printed overleaf, available on request or accessible at www.sgs.com/terms_and_conditions.htm and for electronic format documents, subject to Terms and Conditions for Electronic Documents at www.sgs.com/terms_e-document.htm. Attention is drawn to the limitation of liability, indemnification and jurisdiction issues defined therein. Any holder of this document is advised that information contained hereon reflects the Company's findings at the time of its intervention only and within the limits of Client's instructions, if any. The Company's sole responsibility is to its Client and this document does not exonerate parties to a transaction from exercising all their rights and obligations under the transaction documents. This document cannot be reproduced except in full, without prior written approval of the Company. Any unauthorized alteration, forgery or falsification of the content or appearance of this document is unlawful and offenders may be prosecuted to the fullest extent of the law.

Tablet mode (WLAN SISO power)

TX2(Chain-B)						
Band	Mode	Channel	Frequency (MHz)	Data Rate	Max. Rated Avg. Power + Max. Tolerance (dBm)	Average power (dBm)
2450 MHz	802.11b	1	2412	1Mbps	18.00	17.99
		6	2437		18.00	17.96
		11	2462		18.00	17.86
		12	2467		18.00	17.92
		13	2472		18.00	17.91
	802.11g	1	2412	6Mbps	17.25	17.09
		2	2417		18.00	17.81
		6	2437		18.00	17.93
		10	2457		18.00	17.93
		11	2462		18.00	17.90
		12	2467		15.50	15.50
		13	2472		13.25	13.20
	802.11n20-HT0	1	2412	MCS0	17.25	17.18
		2	2417		18.00	17.81
		6	2437		18.00	17.91
		10	2457		18.00	17.92
		11	2462		18.00	17.93
		12	2467		15.50	15.38
		13	2472		13.25	13.25
	802.11ax20-HE0	1	2412	MCS0	17.25	17.18
		2	2417		18.00	17.85
		6	2437		18.00	17.85
		10	2457		18.00	17.97
		11	2462		18.00	17.86
		12	2467		15.50	15.45
		13	2472		13.25	13.17

Unless otherwise stated the results shown in this test report refer only to the sample(s) tested and such sample(s) are retained for 90 days only.

除非另有說明，此報告結果僅對測試之樣品負責，同時此樣品僅保留90天。本報告未經本公司書面許可，不可部份複製。

This document is issued by the Company subject to its General Conditions of Service printed overleaf, available on request or accessible at www.sgs.com/terms_and_conditions.htm and for electronic format documents, subject to Terms and Conditions for Electronic Documents at www.sgs.com/terms_e-document.htm. Attention is drawn to the limitation of liability, indemnification and jurisdiction issues defined therein. Any holder of this document is advised that information contained hereon reflects the Company's findings at the time of its intervention only and within the limits of Client's instructions, if any. The Company's sole responsibility is to its Client and this document does not exonerate parties to a transaction from exercising all their rights and obligations under the transaction documents. This document cannot be reproduced except in full, without prior written approval of the Company. Any unauthorized alteration, forgery or falsification of the content or appearance of this document is unlawful and offenders may be prosecuted to the fullest extent of the law.

TX2(Chain-B)						
Band	Mode	Channel	Frequency (MHz)	Data Rate	Max. Rated Avg. Power + Max. Tolerance (dBm)	Average power (dBm)
2450 MHz	802.11n40-HT0	3	2422	MCS0	17.00	17.00
		4	2427		17.00	16.87
		5	2432		18.00	17.93
		6	2437		16.50	16.44
		8	2447		16.00	15.81
		9	2452		15.00	14.95
		10	2457		13.00	12.91
		11	2462		13.50	13.48
	802.11ax40-HE0	3	2422	MCS0	17.00	16.92
		4	2427		17.00	16.94
		5	2432		18.00	17.95
		6	2437		16.50	16.38
		8	2447		16.00	15.81
		9	2452		15.00	14.88
		10	2457		13.00	12.88
		11	2462		13.50	13.36

Unless otherwise stated the results shown in this test report refer only to the sample(s) tested and such sample(s) are retained for 90 days only.

除非另有說明，此報告結果僅對測試之樣品負責，同時此樣品僅保留90天。本報告未經本公司書面許可，不可部份複製。

This document is issued by the Company subject to its General Conditions of Service printed overleaf, available on request or accessible at www.sgs.com/terms_and_conditions.htm and for electronic format documents, subject to Terms and Conditions for Electronic Documents at www.sgs.com/terms_e-document.htm. Attention is drawn to the limitation of liability, indemnification and jurisdiction issues defined therein. Any holder of this document is advised that information contained hereon reflects the Company's findings at the time of its intervention only and within the limits of Client's instructions, if any. The Company's sole responsibility is to its Client and this document does not exonerate parties to a transaction from exercising all their rights and obligations under the transaction documents. This document cannot be reproduced except in full, without prior written approval of the Company. Any unauthorized alteration, forgery or falsification of the content or appearance of this document is unlawful and offenders may be prosecuted to the fullest extent of the law.

TX2(Chain-B)						
Band	Mode	Channel	Frequency (MHz)	Data Rate	Max. Rated Avg. Power + Max. Tolerance (dBm)	Average power (dBm)
5.15-5.25 GHz	802.11a	36	5180	6Mbps	15.50	15.45
		40	5200		15.50	15.41
		44	5220		15.50	15.46
		48	5240		15.50	15.35
	802.11n20-HT0	36	5180	MCS0	15.50	15.35
		40	5200		15.50	15.37
		44	5220		15.50	15.40
		48	5240		15.50	15.43
	802.11ac20-VHT0	36	5180	MCS0	15.50	15.35
		40	5200		15.50	15.45
		44	5220		15.50	15.38
		48	5240		15.50	15.45
	802.11ax20-HE0	36	5180	MCS0	15.50	15.41
		40	5200		15.50	15.42
		44	5220		15.50	15.43
		48	5240		15.50	15.31
	802.11n40-HT0	38	5190	MCS0	15.50	15.49
		46	5230		15.50	15.48
	802.11ac40-VHT0	38	5190	MCS0	15.50	15.35
		46	5230		15.50	15.48
	802.11ax40-HE0	38	5190	MCS0	15.50	15.37
		46	5230		15.50	15.46
	802.11ac80-VHT0	42	5210	MCS0	15.50	15.49
	802.11ax80-HE0	42	5210	MCS0	15.50	15.44
	802.11ac160-VHT0	50	5250	MCS0	15.25	15.19
	802.11ax160-HE0	50	5250	MCS0	15.25	15.17

Unless otherwise stated the results shown in this test report refer only to the sample(s) tested and such sample(s) are retained for 90 days only.
除非另有說明，此報告結果僅對測試之樣品負責，同時此樣品僅保留90天。本報告未經本公司書面許可，不可部份複製。

This document is issued by the Company subject to its General Conditions of Service printed overleaf, available on request or accessible at www.sgs.com/terms_and_conditions.htm and for electronic format documents, subject to Terms and Conditions for Electronic Documents at www.sgs.com/terms_e-document.htm. Attention is drawn to the limitation of liability, indemnification and jurisdiction issues defined therein. Any holder of this document is advised that information contained hereon reflects the Company's findings at the time of its intervention only and within the limits of Client's instructions, if any. The Company's sole responsibility is to its Client and this document does not exonerate parties to a transaction from exercising all their rights and obligations under the transaction documents. This document cannot be reproduced except in full, without prior written approval of the Company. Any unauthorized alteration, forgery or falsification of the content or appearance of this document is unlawful and offenders may be prosecuted to the fullest extent of the law.

TX2(Chain-B)						
Band	Mode	Channel	Frequency (MHz)	Data Rate	Max. Rated Avg. Power + Max. Tolerance (dBm)	Average power (dBm)
5.25-5.35 GHz	802.11a	52	5260	6Mbps	15.5	15.45
		56	5280		15.5	15.35
		60	5300		15.5	15.34
		64	5320		15.5	15.36
	802.11n20-HT0	52	5260	MCS0	15.5	15.45
		56	5280		15.5	15.39
		60	5300		15.5	15.38
		64	5320		15.5	15.42
	802.11ac20-VHT0	52	5260	MCS0	15.5	15.34
		56	5280		15.5	15.44
		60	5300		15.5	15.42
		64	5320		15.5	15.45
	802.11ax20-HE0	52	5260	MCS0	15.5	15.44
		56	5280		15.5	15.32
		60	5300		15.5	15.43
		64	5320		15.5	15.36
	802.11n40-HT0	54	5270	MCS0	15.5	15.47
		62	5310		15.5	15.46
	802.11ac40-VHT0	54	5270	MCS0	15.5	15.33
		62	5310		15.5	15.41
	802.11ax40-HE0	54	5270	MCS0	15.5	15.43
		62	5310		15.5	15.40
	802.11ac80-VHT0	58	5290	MCS0	15.5	15.47
	802.11ax80-HE0	58	5290	MCS0	15.5	15.42

Unless otherwise stated the results shown in this test report refer only to the sample(s) tested and such sample(s) are retained for 90 days only.
除非另有說明，此報告結果僅對測試之樣品負責，同時此樣品僅保留90天。本報告未經本公司書面許可，不可部份複製。

This document is issued by the Company subject to its General Conditions of Service printed overleaf, available on request or accessible at www.sgs.com/terms_and_conditions.htm and for electronic format documents, subject to Terms and Conditions for Electronic Documents at www.sgs.com/terms_e-document.htm. Attention is drawn to the limitation of liability, indemnification and jurisdiction issues defined therein. Any holder of this document is advised that information contained hereon reflects the Company's findings at the time of its intervention only and within the limits of Client's instructions, if any. The Company's sole responsibility is to its Client and this document does not exonerate parties to a transaction from exercising all their rights and obligations under the transaction documents. This document cannot be reproduced except in full, without prior written approval of the Company. Any unauthorized alteration, forgery or falsification of the content or appearance of this document is unlawful and offenders may be prosecuted to the fullest extent of the law.

TX2(Chain-B)						
Band	Mode	Channel	Frequency (MHz)	Data Rate	Max. Rated Avg. Power + Max. Tolerance (dBm)	Average power (dBm)
5600 MHz	802.11a	100	5500	6Mbps	15.5	15.38
		104	5520		15.5	15.41
		116	5580		15.5	15.44
		120	5600		15.5	15.35
		136	5680		15.5	15.33
		140	5700		15.5	15.36
		144	5720		15.5	15.34
	802.11n20-HT0	100	5500	MCS0	15.5	15.38
		104	5520		15.5	15.31
		116	5580		15.5	15.44
		120	5600		15.5	15.32
		136	5680		15.5	15.41
		140	5700		15.5	15.45
		144	5720		15.5	15.42
	802.11ac20-VHT0	100	5500	MCS0	15.5	15.44
		104	5520		15.5	15.43
		116	5580		15.5	15.36
		120	5600		15.5	15.43
		136	5680		15.5	15.44
		140	5700		15.5	15.33
		144	5720		15.5	15.43
	802.11ax20-HE0	100	5500	MCS0	15.5	15.34
		104	5520		15.5	15.41
		116	5580		15.5	15.36
		120	5600		15.5	15.43
		136	5680		15.5	15.31
		140	5700		15.5	15.42
		144	5720		15.5	15.40

Unless otherwise stated the results shown in this test report refer only to the sample(s) tested and such sample(s) are retained for 90 days only.

除非另有說明，此報告結果僅對測試之樣品負責，同時此樣品僅保留90天。本報告未經本公司書面許可，不可部份複製。

This document is issued by the Company subject to its General Conditions of Service printed overleaf, available on request or accessible at www.sgs.com/terms_and_conditions.htm and for electronic format documents, subject to Terms and Conditions for Electronic Documents at www.sgs.com/terms_e-document.htm. Attention is drawn to the limitation of liability, indemnification and jurisdiction issues defined therein. Any holder of this document is advised that information contained hereon reflects the Company's findings at the time of its intervention only and within the limits of Client's instructions, if any. The Company's sole responsibility is to its Client and this document does not exonerate parties to a transaction from exercising all their rights and obligations under the transaction documents. This document cannot be reproduced except in full, without prior written approval of the Company. Any unauthorized alteration, forgery or falsification of the content or appearance of this document is unlawful and offenders may be prosecuted to the fullest extent of the law.

TX2(Chain-B)						
Band	Mode	Channel	Frequency (MHz)	Data Rate	Max. Rated Avg. Power + Max. Tolerance (dBm)	Average power (dBm)
5600 MHz	802.11n40-HT0	102	5510	MCS0	15.5	15.46
		110	5550		15.5	15.47
		118	5590		15.5	15.43
		134	5670		15.5	15.49
		142	5710		15.5	15.45
	802.11ac40-VHT0	102	5510	MCS0	15.5	15.42
		110	5550		15.5	15.43
		118	5590		15.5	15.45
		134	5670		15.5	15.43
		142	5710		15.5	15.37
	802.11ax40-HE0	102	5510	MCS0	15.5	15.40
		110	5550		15.5	15.46
		118	5590		15.5	15.43
		134	5670		15.5	15.45
		142	5710		15.5	15.39
	802.11ac80-VHT0	106	5530	MCS0	15.5	15.49
		122	5610		15.5	15.45
		138	5690		15.5	15.47
	802.11ax80-HE0	106	5530	MCS0	15.5	15.44
		122	5610		15.5	15.42
		138	5690		15.5	15.41
	802.11ac160-VHT0	114	5570	MCS0	14.75	14.75
	802.11ax160-HE0	114	5570	MCS0	14.75	14.69

Unless otherwise stated the results shown in this test report refer only to the sample(s) tested and such sample(s) are retained for 90 days only.

除非另有說明，此報告結果僅對測試之樣品負責，同時此樣品僅保留90天。本報告未經本公司書面許可，不可部份複製。

This document is issued by the Company subject to its General Conditions of Service printed overleaf, available on request or accessible at www.sgs.com/terms_and_conditions.htm and for electronic format documents, subject to Terms and Conditions for Electronic Documents at www.sgs.com/terms_e-document.htm. Attention is drawn to the limitation of liability, indemnification and jurisdiction issues defined therein. Any holder of this document is advised that information contained hereon reflects the Company's findings at the time of its intervention only and within the limits of Client's instructions, if any. The Company's sole responsibility is to its Client and this document does not exonerate parties to a transaction from exercising all their rights and obligations under the transaction documents. This document cannot be reproduced except in full, without prior written approval of the Company. Any unauthorized alteration, forgery or falsification of the content or appearance of this document is unlawful and offenders may be prosecuted to the fullest extent of the law.

TX2(Chain-B)						
Mode	Mode	Channel	Frequency (MHz)	Data Rate	Max. Rated Avg. Power + Max. Tolerance (dBm)	Average power (dBm)
5800 MHz	802.11a	149	5745	6Mbps	15.5	15.44
		157	5785		15.5	15.42
		165	5825		15.5	15.43
	802.11n20-HT0	149	5745	MCS0	15.5	15.45
		157	5785		15.5	15.32
		165	5825		15.5	15.33
	802.11ac20-VHT0	149	5745	MCS0	15.5	15.46
		157	5785		15.5	15.32
		165	5825		15.5	15.39
	802.11ax20-HE0	149	5745	MCS0	15.5	15.36
		157	5785		15.5	15.37
		165	5825		15.5	15.35
	802.11n40-HT0	151	5755	MCS0	15.5	15.44
		159	5795		15.5	15.48
	802.11ac40-VHT0	151	5755	MCS0	15.5	15.36
		159	5795		15.5	15.45
	802.11ax40-HE0	151	5755	MCS0	15.5	15.44
		159	5795		15.5	15.44
	802.11ac80-VHT0	155	5775	MCS0	15.5	15.49
	802.11ax80-HE0	155	5775	MCS0	15.5	15.42

Unless otherwise stated the results shown in this test report refer only to the sample(s) tested and such sample(s) are retained for 90 days only.
 除非另有說明，此報告結果僅對測試之樣品負責，同時此樣品僅保留90天。本報告未經本公司書面許可，不可部份複製。

This document is issued by the Company subject to its General Conditions of Service printed overleaf, available on request or accessible at www.sgs.com/terms_and_conditions.htm and for electronic format documents, subject to Terms and Conditions for Electronic Documents at www.sgs.com/terms_e-document.htm. Attention is drawn to the limitation of liability, indemnification and jurisdiction issues defined therein. Any holder of this document is advised that information contained hereon reflects the Company's findings at the time of its intervention only and within the limits of Client's instructions, if any. The Company's sole responsibility is to its Client and this document does not exonerate parties to a transaction from exercising all their rights and obligations under the transaction documents. This document cannot be reproduced except in full, without prior written approval of the Company. Any unauthorized alteration, forgery or falsification of the content or appearance of this document is unlawful and offenders may be prosecuted to the fullest extent of the law.

TX1(Chain-A)						
Band	Mode	Channel	Frequency (MHz)	Data Rate	Max. Rated Avg. Power + Max. Tolerance (dBm)	Average power (dBm)
2450 MHz	802.11b	1	2412	1Mbps	18.00	17.98
		6	2437		18.00	17.96
		11	2462		18.00	17.99
		12	2467		18.00	17.92
		13	2472		18.00	17.90
	802.11g	1	2412	6Mbps	17.50	17.33
		2	2417		18.00	17.91
		6	2437		18.00	17.91
		10	2457		18.00	17.85
		11	2462		15.50	15.36
		12	2467		15.50	15.36
		13	2472		13.00	13.00
	802.11n20-HT0	1	2412	MCS0	17.50	17.37
		2	2417		18.00	17.81
		6	2437		18.00	17.97
		10	2457		18.00	17.93
		11	2462		15.50	15.35
		12	2467		15.50	15.40
		13	2472		13.00	12.94
	802.11ax20-HE0	1	2412	MCS0	17.50	17.41
		2	2417		18.00	17.94
		6	2437		18.00	17.89
		10	2457		18.00	17.81
		11	2462		15.50	15.35
		12	2467		15.50	15.38
		13	2472		13.00	12.89

Unless otherwise stated the results shown in this test report refer only to the sample(s) tested and such sample(s) are retained for 90 days only.

除非另有說明，此報告結果僅對測試之樣品負責，同時此樣品僅保留90天。本報告未經本公司書面許可，不可部份複製。

This document is issued by the Company subject to its General Conditions of Service printed overleaf, available on request or accessible at www.sgs.com/terms_and_conditions.htm and for electronic format documents, subject to Terms and Conditions for Electronic Documents at www.sgs.com/terms_e-document.htm. Attention is drawn to the limitation of liability, indemnification and jurisdiction issues defined therein. Any holder of this document is advised that information contained hereon reflects the Company's findings at the time of its intervention only and within the limits of Client's instructions, if any. The Company's sole responsibility is to its Client and this document does not exonerate parties to a transaction from exercising all their rights and obligations under the transaction documents. This document cannot be reproduced except in full, without prior written approval of the Company. Any unauthorized alteration, forgery or falsification of the content or appearance of this document is unlawful and offenders may be prosecuted to the fullest extent of the law.

TX1(Chain-A)						
Band	Mode	Channel	Frequency (MHz)	Data Rate	Max. Rated Avg. Power + Max. Tolerance (dBm)	Average power (dBm)
2450 MHz	802.11n40-HT0	3	2422	MCS0	17.00	17.00
		4	2427		17.00	16.86
		5	2432		18.00	17.92
		6	2437		16.50	16.35
		8	2447		16.00	15.95
		9	2452		16.00	15.87
		10	2457		13.00	12.98
		11	2462		13.50	13.45
	802.11n40-HE0	3	2422	MCS0	17.00	16.97
		4	2427		17.00	16.98
		5	2432		18.00	17.90
		6	2437		16.50	16.50
		8	2447		16.00	15.84
		9	2452		16.00	15.84
		10	2457		13.00	12.91
		11	2462		13.50	13.50

Unless otherwise stated the results shown in this test report refer only to the sample(s) tested and such sample(s) are retained for 90 days only.

除非另有說明，此報告結果僅對測試之樣品負責，同時此樣品僅保留90天。本報告未經本公司書面許可，不可部份複製。

This document is issued by the Company subject to its General Conditions of Service printed overleaf, available on request or accessible at www.sgs.com/terms_and_conditions.htm and for electronic format documents, subject to Terms and Conditions for Electronic Documents at www.sgs.com/terms_e-document.htm. Attention is drawn to the limitation of liability, indemnification and jurisdiction issues defined therein. Any holder of this document is advised that information contained hereon reflects the Company's findings at the time of its intervention only and within the limits of Client's instructions, if any. The Company's sole responsibility is to its Client and this document does not exonerate parties to a transaction from exercising all their rights and obligations under the transaction documents. This document cannot be reproduced except in full, without prior written approval of the Company. Any unauthorized alteration, forgery or falsification of the content or appearance of this document is unlawful and offenders may be prosecuted to the fullest extent of the law.

TX1(Chain-A)						
Band	Mode	Channel	Frequency (MHz)	Data Rate	Max. Rated Avg. Power + Max. Tolerance (dBm)	Average power (dBm)
5.15-5.25 GHz	802.11a	36	5180	6Mbps	15.00	14.85
		40	5200		15.00	14.83
		44	5220		15.00	14.94
		48	5240		15.00	14.95
	802.11n20-HT0	36	5180	MCS0	15.00	14.94
		40	5200		15.00	14.84
		44	5220		15.00	14.87
		48	5240		15.00	14.86
	802.11ac20-VHT0	36	5180	MCS0	15.00	14.90
		40	5200		15.00	14.95
		44	5220		15.00	14.87
		48	5240		15.00	14.87
	802.11ax20-HE0	36	5180	MCS0	15.00	14.92
		40	5200		15.00	14.98
		44	5220		15.00	14.93
		48	5240		15.00	14.91
	802.11n40-HT0	38	5190	MCS0	15.00	14.99
		46	5230		15.00	14.98
	802.11ac40-VHT0	38	5190	MCS0	15.00	14.96
		46	5230		15.00	14.91
	802.11ax40-HE0	38	5190	MCS0	15.00	14.94
		46	5230		15.00	14.86
	802.11ac80-VHT0	42	5210	MCS0	15.00	14.97
	802.11ax80-HE0	42	5210	MCS0	15.00	14.94
	802.11ac160-VHT0	50	5250	MCS0	15.00	14.99
	802.11ax160-HE0	50	5250	MCS0	15.00	14.93

Unless otherwise stated the results shown in this test report refer only to the sample(s) tested and such sample(s) are retained for 90 days only.
除非另有說明，此報告結果僅對測試之樣品負責，同時此樣品僅保留90天。本報告未經本公司書面許可，不可部份複製。

This document is issued by the Company subject to its General Conditions of Service printed overleaf, available on request or accessible at www.sgs.com/terms_and_conditions.htm and for electronic format documents, subject to Terms and Conditions for Electronic Documents at www.sgs.com/terms_e-document.htm. Attention is drawn to the limitation of liability, indemnification and jurisdiction issues defined therein. Any holder of this document is advised that information contained hereon reflects the Company's findings at the time of its intervention only and within the limits of Client's instructions, if any. The Company's sole responsibility is to its Client and this document does not exonerate parties to a transaction from exercising all their rights and obligations under the transaction documents. This document cannot be reproduced except in full, without prior written approval of the Company. Any unauthorized alteration, forgery or falsification of the content or appearance of this document is unlawful and offenders may be prosecuted to the fullest extent of the law.

TX1(Chain-A)						
Band	Mode	Channel	Frequency (MHz)	Data Rate	Max. Rated Avg. Power + Max. Tolerance (dBm)	Average power (dBm)
5.25-5.35 GHz	802.11a	52	5260	6Mbps	15.00	14.94
		56	5280		15.00	14.90
		60	5300		15.00	14.88
		64	5320		15.00	14.85
	802.11n20-HT0	52	5260	MCS0	15.00	14.95
		56	5280		15.00	14.81
		60	5300		15.00	14.84
		64	5320		15.00	14.92
	802.11ac20-VHT0	52	5260	MCS0	15.00	14.82
		56	5280		15.00	14.94
		60	5300		15.00	14.94
		64	5320		15.00	14.85
	802.11ax20-HE0	52	5260	MCS0	15.00	14.90
		56	5280		15.00	14.95
		60	5300		15.00	14.92
		64	5320		15.00	14.86
	802.11n40-HT0	54	5270	MCS0	15.00	14.98
		62	5310		15.00	14.99
	802.11ac40-VHT0	54	5270	MCS0	15.00	14.81
		62	5310		15.00	14.84
	802.11ax40-HE0	54	5270	MCS0	15.00	14.89
		62	5310		15.00	14.94
	802.11ac80-VHT0	58	5290	MCS0	15.00	14.99
	802.11ax80-HE0	58	5290	MCS0	15.00	14.92

Unless otherwise stated the results shown in this test report refer only to the sample(s) tested and such sample(s) are retained for 90 days only.
除非另有說明，此報告結果僅對測試之樣品負責，同時此樣品僅保留90天。本報告未經本公司書面許可，不可部份複製。

This document is issued by the Company subject to its General Conditions of Service printed overleaf, available on request or accessible at www.sgs.com/terms_and_conditions.htm and for electronic format documents, subject to Terms and Conditions for Electronic Documents at www.sgs.com/terms_e-document.htm. Attention is drawn to the limitation of liability, indemnification and jurisdiction issues defined therein. Any holder of this document is advised that information contained hereon reflects the Company's findings at the time of its intervention only and within the limits of Client's instructions, if any. The Company's sole responsibility is to its Client and this document does not exonerate parties to a transaction from exercising all their rights and obligations under the transaction documents. This document cannot be reproduced except in full, without prior written approval of the Company. Any unauthorized alteration, forgery or falsification of the content or appearance of this document is unlawful and offenders may be prosecuted to the fullest extent of the law.

TX1(Chain-A)						
Band	Mode	Channel	Frequency (MHz)	Data Rate	Max. Rated Avg. Power + Max. Tolerance (dBm)	Average power (dBm)
5600 MHz	802.11a	100	5500	6Mbps	15.00	14.94
		104	5520		15.00	14.94
		116	5580		15.00	14.83
		120	5600		15.00	14.93
		136	5680		15.00	14.82
		140	5700		15.00	14.88
		144	5720		15.00	14.95
	802.11n20-HT0	100	5500	MCS0	15.00	14.86
		104	5520		15.00	14.93
		116	5580		15.00	14.91
		120	5600		15.00	14.86
		136	5680		15.00	14.87
		140	5700		15.00	14.88
		144	5720		15.00	14.92
	802.11ac20-VHT0	100	5500	MCS0	15.00	14.86
		104	5520		15.00	14.95
		116	5580		15.00	14.91
		120	5600		15.00	14.84
		136	5680		15.00	14.84
		140	5700		15.00	14.85
		144	5720		15.00	14.93
	802.11ax20-HE0	100	5500	MCS0	15.00	14.91
		104	5520		15.00	14.81
		116	5580		15.00	14.91
		120	5600		15.00	14.92
		136	5680		15.00	14.93
		140	5700		15.00	14.94
		144	5720		15.00	14.94

Unless otherwise stated the results shown in this test report refer only to the sample(s) tested and such sample(s) are retained for 90 days only.

除非另有說明，此報告結果僅對測試之樣品負責，同時此樣品僅保留90天。本報告未經本公司書面許可，不可部份複製。

This document is issued by the Company subject to its General Conditions of Service printed overleaf, available on request or accessible at www.sgs.com/terms_and_conditions.htm and for electronic format documents, subject to Terms and Conditions for Electronic Documents at www.sgs.com/terms_e-document.htm. Attention is drawn to the limitation of liability, indemnification and jurisdiction issues defined therein. Any holder of this document is advised that information contained hereon reflects the Company's findings at the time of its intervention only and within the limits of Client's instructions, if any. The Company's sole responsibility is to its Client and this document does not exonerate parties to a transaction from exercising all their rights and obligations under the transaction documents. This document cannot be reproduced except in full, without prior written approval of the Company. Any unauthorized alteration, forgery or falsification of the content or appearance of this document is unlawful and offenders may be prosecuted to the fullest extent of the law.

SGS Taiwan Ltd.

No.134,Wu Kung Road, New Taipei Industrial Park, Wuku District, New Taipei City, Taiwan 24803/新北市五股區新北產業園區五工路 134 號

台灣檢驗科技股份有限公司

t (886-2) 2299-3279

f (886-2) 2298-0488

www.tw.sgs.com

Member of SGS Group

TX1(Chain-A)						
Band	Mode	Channel	Frequency (MHz)	Data Rate	Max. Rated Avg. Power + Max. Tolerance (dBm)	Average power (dBm)
5600 MHz	802.11n40-HT0	102	5510	MCS0	15.00	14.89
		110	5550		15.00	14.83
		118	5590		15.00	14.85
		134	5670		15.00	14.81
		142	5710		15.00	14.88
	802.11ac40-VHT0	102	5510	MCS0	15.00	14.95
		110	5550		15.00	14.89
		118	5590		15.00	14.92
		134	5670		15.00	14.81
		142	5710		15.00	14.92
	802.11ax40-HE0	102	5510	MCS0	15.00	14.87
		110	5550		15.00	14.82
		118	5590		15.00	14.83
		134	5670		15.00	14.94
		142	5710		15.00	14.93
	802.11ac80-VHT0	106	5530	MCS0	15.00	14.98
		122	5610		15.00	14.95
		138	5690		15.00	14.97
	802.11ax80-HE0	106	5530	MCS0	15.00	14.89
		122	5610		15.00	14.95
		138	5690		15.00	14.82
	802.11ac160-VHT0	114	5570	MCS0	15.00	14.95
	802.11ax160-HE0	114	5570	MCS0	15.00	14.93

Unless otherwise stated the results shown in this test report refer only to the sample(s) tested and such sample(s) are retained for 90 days only.
除非另有說明，此報告結果僅對測試之樣品負責，同時此樣品僅保留90天。本報告未經本公司書面許可，不可部份複製。

This document is issued by the Company subject to its General Conditions of Service printed overleaf, available on request or accessible at www.sgs.com/terms_and_conditions.htm and for electronic format documents, subject to Terms and Conditions for Electronic Documents at www.sgs.com/terms_e-document.htm. Attention is drawn to the limitation of liability, indemnification and jurisdiction issues defined therein. Any holder of this document is advised that information contained hereon reflects the Company's findings at the time of its intervention only and within the limits of Client's instructions, if any. The Company's sole responsibility is to its Client and this document does not exonerate parties to a transaction from exercising all their rights and obligations under the transaction documents. This document cannot be reproduced except in full, without prior written approval of the Company. Any unauthorized alteration, forgery or falsification of the content or appearance of this document is unlawful and offenders may be prosecuted to the fullest extent of the law.

TX1(Chain-A)						
Mode	Mode	Channel	Frequency (MHz)	Data Rate	Max. Rated Avg. Power + Max. Tolerance (dBm)	Average power (dBm)
5800 MHz	802.11a	149	5745	6Mbps	15.00	14.90
		157	5785		15.00	14.84
		165	5825		15.00	14.93
	802.11n20-HT0	149	5745	MCS0	15.00	14.87
		157	5785		15.00	14.82
		165	5825		15.00	14.94
	802.11ac20-VHT0	149	5745	MCS0	15.00	14.95
		157	5785		15.00	14.86
		165	5825		15.00	14.95
	802.11ax20-HE0	149	5745	MCS0	15.00	14.86
		157	5785		15.00	14.93
		165	5825		15.00	14.92
	802.11n40-HT0	151	5755	MCS0	15.00	14.99
		159	5795		15.00	14.98
	802.11ac40-VHT0	151	5755	MCS0	15.00	14.93
		159	5795		15.00	14.82
	802.11ax40-HE0	151	5755	MCS0	15.00	14.95
		159	5795		15.00	14.85
	802.11ac80-VHT0	155	5775	MCS0	15.00	14.99
	802.11ax80-HE0	155	5775	MCS0	15.00	14.91

Unless otherwise stated the results shown in this test report refer only to the sample(s) tested and such sample(s) are retained for 90 days only.

除非另有說明，此報告結果僅對測試之樣品負責，同時此樣品僅保留90天。本報告未經本公司書面許可，不可部份複製。

This document is issued by the Company subject to its General Conditions of Service printed overleaf, available on request or accessible at www.sgs.com/terms_and_conditions.htm and for electronic format documents, subject to Terms and Conditions for Electronic Documents at www.sgs.com/terms_e-document.htm. Attention is drawn to the limitation of liability, indemnification and jurisdiction issues defined therein. Any holder of this document is advised that information contained hereon reflects the Company's findings at the time of its intervention only and within the limits of Client's instructions, if any. The Company's sole responsibility is to its Client and this document does not exonerate parties to a transaction from exercising all their rights and obligations under the transaction documents. This document cannot be reproduced except in full, without prior written approval of the Company. Any unauthorized alteration, forgery or falsification of the content or appearance of this document is unlawful and offenders may be prosecuted to the fullest extent of the law.

Tablet mode (WLAN MIMO power)

TX2(Chain-B)						
Band	Mode	Channel	Frequency (MHz)	Data Rate	Max. Rated Avg. Power + Max. Tolerance (dBm)	Average power (dBm)
2450 MHz	802.11n20-HT0	1	2412	MCS0	11.50	11.32
		2	2417		14.00	13.99
		6	2437		15.00	14.90
		10	2457		14.00	13.99
		11	2462		11.00	10.83
		12	2467		10.50	10.32
		13	2472		8.00	7.92
	802.11ax20-HE0	1	2412	MCS0	11.50	11.33
		2	2417		14.00	13.89
		6	2437		15.00	14.86
		10	2457		14.00	13.93
		11	2462		11.00	10.84
		12	2467		10.50	10.31
		13	2472		8.00	7.85
	802.11n40-HT0	3	2422	MCS0	11.75	11.73
		4	2427		12.00	11.84
		5	2432		13.00	12.95
		6	2437		12.00	11.99
		8	2447		11.25	11.22
		9	2452		10.50	10.32
		10	2457		7.00	6.96
		11	2462		9.00	8.96

Unless otherwise stated the results shown in this test report refer only to the sample(s) tested and such sample(s) are retained for 90 days only.
 除非另有說明，此報告結果僅對測試之樣品負責，同時此樣品僅保留90天。本報告未經本公司書面許可，不可部份複製。

This document is issued by the Company subject to its General Conditions of Service printed overleaf, available on request or accessible at www.sgs.com/terms_and_conditions.htm and for electronic format documents, subject to Terms and Conditions for Electronic Documents at www.sgs.com/terms_e-document.htm. Attention is drawn to the limitation of liability, indemnification and jurisdiction issues defined therein. Any holder of this document is advised that information contained hereon reflects the Company's findings at the time of its intervention only and within the limits of Client's instructions, if any. The Company's sole responsibility is to its Client and this document does not exonerate parties to a transaction from exercising all their rights and obligations under the transaction documents. This document cannot be reproduced except in full, without prior written approval of the Company. Any unauthorized alteration, forgery or falsification of the content or appearance of this document is unlawful and offenders may be prosecuted to the fullest extent of the law.

TX2(Chain-B)						
Band	Mode	Channel	Frequency (MHz)	Data Rate	Max. Rated Avg. Power + Max. Tolerance (dBm)	Average power (dBm)
2450 MHz	802.11ax40-HE0	3	2422	MCS0	11.75	11.61
		4	2427		12.00	11.89
		5	2432		13.00	13.00
		6	2437		12.00	11.83
		8	2447		11.25	11.07
		9	2452		10.50	10.45
		10	2457		7.00	6.88
		11	2462		9.00	8.97

Unless otherwise stated the results shown in this test report refer only to the sample(s) tested and such sample(s) are retained for 90 days only.

除非另有說明，此報告結果僅對測試之樣品負責，同時此樣品僅保留90天。本報告未經本公司書面許可，不可部份複製。

This document is issued by the Company subject to its General Conditions of Service printed overleaf, available on request or accessible at www.sgs.com/terms_and_conditions.htm and for electronic format documents, subject to Terms and Conditions for Electronic Documents at www.sgs.com/terms_e-document.htm. Attention is drawn to the limitation of liability, indemnification and jurisdiction issues defined therein. Any holder of this document is advised that information contained hereon reflects the Company's findings at the time of its intervention only and within the limits of Client's instructions, if any. The Company's sole responsibility is to its Client and this document does not exonerate parties to a transaction from exercising all their rights and obligations under the transaction documents. This document cannot be reproduced except in full, without prior written approval of the Company. Any unauthorized alteration, forgery or falsification of the content or appearance of this document is unlawful and offenders may be prosecuted to the fullest extent of the law.

TX2(Chain-B)						
Band	Mode	Channel	Frequency (MHz)	Data Rate	Max. Rated Avg. Power + Max. Tolerance (dBm)	Average power (dBm)
5.15-5.25 GHz	802.11n20-HT0	36	5180	MCS0	12.00	11.87
		40	5200		12.00	11.81
		44	5220		12.00	11.98
		48	5240		12.00	11.98
	802.11ac20-VHT0	36	5180	MCS0	12.00	11.84
		40	5200		12.00	11.85
		44	5220		12.00	11.96
		48	5240		12.00	11.86
	802.11ax20-HE0	36	5180	MCS0	12.00	11.97
		40	5200		12.00	11.91
		44	5220		12.00	11.89
		48	5240		12.00	11.82
	802.11n40-HT0	38	5190	MCS0	12.00	11.97
		46	5230		12.00	11.99
	802.11ac40-VHT0	38	5190	MCS0	12.00	11.85
		46	5230		12.00	11.81
	802.11ax40-HE0	38	5190	MCS0	12.00	11.86
		46	5230		12.00	11.82
	802.11ac80-VHT0	42	5210	MCS0	12.00	11.97
	802.11ax80-HE0	42	5210	MCS0	12.00	11.95
	802.11ac160-VHT0	50	5250	MCS0	10.25	10.22
	802.11ax160-HE0	50	5250	MCS0	10.25	10.23

Unless otherwise stated the results shown in this test report refer only to the sample(s) tested and such sample(s) are retained for 90 days only.

除非另有說明，此報告結果僅對測試之樣品負責，同時此樣品僅保留90天。本報告未經本公司書面許可，不可部份複製。

This document is issued by the Company subject to its General Conditions of Service printed overleaf, available on request or accessible at www.sgs.com/terms_and_conditions.htm and for electronic format documents, subject to Terms and Conditions for Electronic Documents at www.sgs.com/terms_e-document.htm. Attention is drawn to the limitation of liability, indemnification and jurisdiction issues defined therein. Any holder of this document is advised that information contained hereon reflects the Company's findings at the time of its intervention only and within the limits of Client's instructions, if any. The Company's sole responsibility is to its Client and this document does not exonerate parties to a transaction from exercising all their rights and obligations under the transaction documents. This document cannot be reproduced except in full, without prior written approval of the Company. Any unauthorized alteration, forgery or falsification of the content or appearance of this document is unlawful and offenders may be prosecuted to the fullest extent of the law.

TX2(Chain-B)						
Band	Mode	Channel	Frequency (MHz)	Data Rate	Max. Rated Avg. Power + Max. Tolerance (dBm)	Average power (dBm)
5.25-5.35 GHz	802.11n20-HT0	52	5260	MCS0	12.00	11.92
		56	5280		12.00	11.84
		60	5300		12.00	11.96
		64	5320		12.00	11.90
	802.11ac20-VHT0	52	5260	MCS0	12.00	11.95
		56	5280		12.00	11.98
		60	5300		12.00	11.94
		64	5320		12.00	12.00
	802.11ax20-HE0	52	5260	MCS0	12.00	11.95
		56	5280		12.00	12.00
		60	5300		12.00	11.97
		64	5320		12.00	11.81
	802.11n40-HT0	54	5270	MCS0	12.00	11.93
		62	5310		12.00	11.98
	802.11ac40-VHT0	54	5270	MCS0	12.00	11.93
		62	5310		12.00	11.92
	802.11ax40-HE0	54	5270	MCS0	12.00	11.86
		62	5310		12.00	11.95
	802.11ac80-VHT0	58	5290	MCS0	12.00	11.97
	802.11ax80-HE0	58	5290	MCS0	12.00	11.87

Unless otherwise stated the results shown in this test report refer only to the sample(s) tested and such sample(s) are retained for 90 days only.

除非另有說明，此報告結果僅對測試之樣品負責，同時此樣品僅保留90天。本報告未經本公司書面許可，不可部份複製。

This document is issued by the Company subject to its General Conditions of Service printed overleaf, available on request or accessible at www.sgs.com/terms_and_conditions.htm and for electronic format documents, subject to Terms and Conditions for Electronic Documents at www.sgs.com/terms_e-document.htm. Attention is drawn to the limitation of liability, indemnification and jurisdiction issues defined therein. Any holder of this document is advised that information contained hereon reflects the Company's findings at the time of its intervention only and within the limits of Client's instructions, if any. The Company's sole responsibility is to its Client and this document does not exonerate parties to a transaction from exercising all their rights and obligations under the transaction documents. This document cannot be reproduced except in full, without prior written approval of the Company. Any unauthorized alteration, forgery or falsification of the content or appearance of this document is unlawful and offenders may be prosecuted to the fullest extent of the law.

TX2(Chain-B)						
Band	Mode	Channel	Frequency (MHz)	Data Rate	Max. Rated Avg. Power + Max. Tolerance (dBm)	Average power (dBm)
5600 MHz	802.11n20-HT0	100	5500	MCS0	12.00	11.81
		104	5520		12.00	11.87
		116	5580		12.00	12.00
		120	5600		12.00	11.93
		136	5680		12.00	11.99
		140	5700		12.00	11.90
		144	5720		12.00	11.83
	802.11ac20-VHT0	100	5500	MCS0	12.00	11.95
		104	5520		12.00	11.85
		116	5580		12.00	12.00
		120	5600		12.00	12.00
		136	5680		12.00	11.95
		140	5700		12.00	11.85
		144	5720		12.00	11.94
	802.11ax20-HE0	100	5500	MCS0	12.00	11.99
		104	5520		12.00	11.87
		116	5580		12.00	11.81
		120	5600		12.00	11.95
		136	5680		12.00	11.89
		140	5700		12.00	11.83
		144	5720		12.00	11.83

Unless otherwise stated the results shown in this test report refer only to the sample(s) tested and such sample(s) are retained for 90 days only.
 除非另有說明，此報告結果僅對測試之樣品負責，同時此樣品僅保留90天。本報告未經本公司書面許可，不可部份複製。

This document is issued by the Company subject to its General Conditions of Service printed overleaf, available on request or accessible at www.sgs.com/terms_and_conditions.htm and for electronic format documents, subject to Terms and Conditions for Electronic Documents at www.sgs.com/terms_e-document.htm. Attention is drawn to the limitation of liability, indemnification and jurisdiction issues defined therein. Any holder of this document is advised that information contained hereon reflects the Company's findings at the time of its intervention only and within the limits of Client's instructions, if any. The Company's sole responsibility is to its Client and this document does not exonerate parties to a transaction from exercising all their rights and obligations under the transaction documents. This document cannot be reproduced except in full, without prior written approval of the Company. Any unauthorized alteration, forgery or falsification of the content or appearance of this document is unlawful and offenders may be prosecuted to the fullest extent of the law.

TX2(Chain-B)						
Band	Mode	Channel	Frequency (MHz)	Data Rate	Max. Rated Avg. Power + Max. Tolerance (dBm)	Average power (dBm)
5600 MHz	802.11n40-HT0	102	5510	MCS0	12.00	11.98
		110	5550		12.00	11.99
		118	5590		12.00	11.97
		134	5670		12.00	11.98
		142	5710		12.00	11.92
	802.11ac40-VHT0	102	5510	MCS0	12.00	11.91
		110	5550		12.00	11.97
		118	5590		12.00	11.89
		134	5670		12.00	11.99
		142	5710		12.00	11.92
	802.11ax40-HE0	102	5510	MCS0	12.00	11.97
		110	5550		12.00	11.99
		118	5590		12.00	11.98
		134	5670		12.00	11.94
		142	5710		12.00	11.85
	802.11ac80-VHT0	106	5530	MCS0	12.00	11.99
		122	5610		12.00	11.91
		138	5690		12.00	11.94
	802.11ax80-HE0	106	5530	MCS0	12.00	11.82
		122	5610		12.00	11.93
		138	5690		12.00	11.82
	802.11ac160-VHT0	114	5570	MCS0	10.75	10.69
	802.11ax160-HE0	114	5570	MCS0	10.75	10.63

Unless otherwise stated the results shown in this test report refer only to the sample(s) tested and such sample(s) are retained for 90 days only.

除非另有說明，此報告結果僅對測試之樣品負責，同時此樣品僅保留90天。本報告未經本公司書面許可，不可部份複製。

This document is issued by the Company subject to its General Conditions of Service printed overleaf, available on request or accessible at www.sgs.com/terms_and_conditions.htm and for electronic format documents, subject to Terms and Conditions for Electronic Documents at www.sgs.com/terms_e-document.htm. Attention is drawn to the limitation of liability, indemnification and jurisdiction issues defined therein. Any holder of this document is advised that information contained hereon reflects the Company's findings at the time of its intervention only and within the limits of Client's instructions, if any. The Company's sole responsibility is to its Client and this document does not exonerate parties to a transaction from exercising all their rights and obligations under the transaction documents. This document cannot be reproduced except in full, without prior written approval of the Company. Any unauthorized alteration, forgery or falsification of the content or appearance of this document is unlawful and offenders may be prosecuted to the fullest extent of the law.

TX2(Chain-B)						
Mode	Mode	Channel	Frequency (MHz)	Data Rate	Max. Rated Avg. Power + Max. Tolerance (dBm)	Average power (dBm)
5800 MHz	802.11n20-HT0	149	5745	MCS0	12.00	11.96
		157	5785		12.00	11.98
		165	5825		12.00	11.97
	802.11ac20-VHT0	149	5745	MCS0	12.00	11.99
		157	5785		12.00	11.92
		165	5825		12.00	11.83
	802.11ax20-HE0	149	5745	MCS0	12.00	11.95
		157	5785		12.00	11.81
		165	5825		12.00	11.90
	802.11n40-HT0	151	5755	MCS0	12.00	11.94
		159	5795		12.00	11.99
	802.11ac40-VHT0	151	5755	MCS0	12.00	11.91
		159	5795		12.00	11.88
	802.11ax40-HE0	151	5755	MCS0	12.00	11.84
		159	5795		12.00	11.99
	802.11ac80-VHT0	155	5775	MCS0	12.00	11.96
	802.11ax80-HE0	155	5775	MCS0	12.00	11.85

Unless otherwise stated the results shown in this test report refer only to the sample(s) tested and such sample(s) are retained for 90 days only.

除非另有說明，此報告結果僅對測試之樣品負責，同時此樣品僅保留90天。本報告未經本公司書面許可，不可部份複製。

This document is issued by the Company subject to its General Conditions of Service printed overleaf, available on request or accessible at www.sgs.com/terms_and_conditions.htm and for electronic format documents, subject to Terms and Conditions for Electronic Documents at www.sgs.com/terms_e-document.htm. Attention is drawn to the limitation of liability, indemnification and jurisdiction issues defined therein. Any holder of this document is advised that information contained hereon reflects the Company's findings at the time of its intervention only and within the limits of Client's instructions, if any. The Company's sole responsibility is to its Client and this document does not exonerate parties to a transaction from exercising all their rights and obligations under the transaction documents. This document cannot be reproduced except in full, without prior written approval of the Company. Any unauthorized alteration, forgery or falsification of the content or appearance of this document is unlawful and offenders may be prosecuted to the fullest extent of the law.

TX1(Chain-A)						
Band	Mode	Channel	Frequency (MHz)	Data Rate	Max. Rated Avg. Power + Max. Tolerance (dBm)	Average power (dBm)
2450 MHz	802.11n20-HT0	1	2412	MCS0	11.50	11.37
		2	2417		14.00	13.98
		6	2437		15.00	14.94
		10	2457		14.00	13.88
		11	2462		11.00	10.94
		12	2467		10.50	10.31
		13	2472		8.00	7.81
	802.11ax20-HE0	1	2412	MCS0	11.50	11.46
		2	2417		14.00	14.00
		6	2437		15.00	14.92
		10	2457		14.00	13.86
		11	2462		11.00	10.91
		12	2467		10.50	10.50
		13	2472		8.00	7.83
	802.11n40-HT0	3	2422	MCS0	11.75	11.64
		4	2427		12.00	11.94
		5	2432		13.00	12.98
		6	2437		12.00	11.92
		8	2447		11.25	11.17
		9	2452		10.50	10.45
		10	2457		7.00	6.96
		11	2462		9.00	8.87

Unless otherwise stated the results shown in this test report refer only to the sample(s) tested and such sample(s) are retained for 90 days only.

除非另有說明，此報告結果僅對測試之樣品負責，同時此樣品僅保留90天。本報告未經本公司書面許可，不可部份複製。

This document is issued by the Company subject to its General Conditions of Service printed overleaf, available on request or accessible at www.sgs.com/terms_and_conditions.htm and for electronic format documents, subject to Terms and Conditions for Electronic Documents at www.sgs.com/terms_e-document.htm. Attention is drawn to the limitation of liability, indemnification and jurisdiction issues defined therein. Any holder of this document is advised that information contained hereon reflects the Company's findings at the time of its intervention only and within the limits of Client's instructions, if any. The Company's sole responsibility is to its Client and this document does not exonerate parties to a transaction from exercising all their rights and obligations under the transaction documents. This document cannot be reproduced except in full, without prior written approval of the Company. Any unauthorized alteration, forgery or falsification of the content or appearance of this document is unlawful and offenders may be prosecuted to the fullest extent of the law.

TX1(Chain-A)						
Band	Mode	Channel	Frequency (MHz)	Data Rate	Max. Rated Avg. Power + Max. Tolerance (dBm)	Average power (dBm)
2450 MHz	802.11n40-HE0	3	2422	MCS0	11.75	11.70
		4	2427		12.00	11.92
		5	2432		13.00	12.90
		6	2437		12.00	11.98
		8	2447		11.25	11.18
		9	2452		10.50	10.32
		10	2457		7.00	6.84
		11	2462		9.00	8.92

Unless otherwise stated the results shown in this test report refer only to the sample(s) tested and such sample(s) are retained for 90 days only.

除非另有說明，此報告結果僅對測試之樣品負責，同時此樣品僅保留90天。本報告未經本公司書面許可，不可部份複製。

This document is issued by the Company subject to its General Conditions of Service printed overleaf, available on request or accessible at www.sgs.com/terms_and_conditions.htm and for electronic format documents, subject to Terms and Conditions for Electronic Documents at www.sgs.com/terms_e-document.htm. Attention is drawn to the limitation of liability, indemnification and jurisdiction issues defined therein. Any holder of this document is advised that information contained hereon reflects the Company's findings at the time of its intervention only and within the limits of Client's instructions, if any. The Company's sole responsibility is to its Client and this document does not exonerate parties to a transaction from exercising all their rights and obligations under the transaction documents. This document cannot be reproduced except in full, without prior written approval of the Company. Any unauthorized alteration, forgery or falsification of the content or appearance of this document is unlawful and offenders may be prosecuted to the fullest extent of the law.

TX1(Chain-A)						
Band	Mode	Channel	Frequency (MHz)	Data Rate	Max. Rated Avg. Power + Max. Tolerance (dBm)	Average power (dBm)
5.15-5.25 GHz	802.11n20-HT0	36	5180	MCS0	12.00	11.92
		40	5200		12.00	11.84
		44	5220		12.00	11.89
		48	5240		12.00	11.82
	802.11ac20-VHT0	36	5180	MCS0	12.00	11.81
		40	5200		12.00	11.86
		44	5220		12.00	11.94
		48	5240		12.00	11.84
	802.11ax20-HE0	36	5180	MCS0	12.00	11.85
		40	5200		12.00	11.98
		44	5220		12.00	11.82
		48	5240		12.00	11.91
	802.11n40-HT0	38	5190	MCS0	12.00	11.99
		46	5230		12.00	11.96
	802.11ac40-VHT0	38	5190	MCS0	12.00	11.91
		46	5230		12.00	11.86
	802.11ax40-HE0	38	5190	MCS0	12.00	11.83
		46	5230		12.00	11.84
	802.11ac80-VHT0	42	5210	MCS0	12.00	11.99
	802.11ax80-HE0	42	5210	MCS0	12.00	11.94
	802.11ac160-VHT0	50	5250	MCS0	10.25	10.16
	802.11ax160-HE0	50	5250	MCS0	10.25	10.13

Unless otherwise stated the results shown in this test report refer only to the sample(s) tested and such sample(s) are retained for 90 days only.
除非另有說明，此報告結果僅對測試之樣品負責，同時此樣品僅保留90天。本報告未經本公司書面許可，不可部份複製。

This document is issued by the Company subject to its General Conditions of Service printed overleaf, available on request or accessible at www.sgs.com/terms_and_conditions.htm and for electronic format documents, subject to Terms and Conditions for Electronic Documents at www.sgs.com/terms_e-document.htm. Attention is drawn to the limitation of liability, indemnification and jurisdiction issues defined therein. Any holder of this document is advised that information contained hereon reflects the Company's findings at the time of its intervention only and within the limits of Client's instructions, if any. The Company's sole responsibility is to its Client and this document does not exonerate parties to a transaction from exercising all their rights and obligations under the transaction documents. This document cannot be reproduced except in full, without prior written approval of the Company. Any unauthorized alteration, forgery or falsification of the content or appearance of this document is unlawful and offenders may be prosecuted to the fullest extent of the law.

TX1(Chain-A)						
Band	Mode	Channel	Frequency (MHz)	Data Rate	Max. Rated Avg. Power + Max. Tolerance (dBm)	Average power (dBm)
5.25-5.35 GHz	802.11n20-HT0	52	5260	MCS0	12.00	11.82
		56	5280		12.00	11.81
		60	5300		12.00	11.83
		64	5320		12.00	11.82
	802.11ac20-VHT0	52	5260	MCS0	12.00	11.88
		56	5280		12.00	11.86
		60	5300		12.00	11.93
		64	5320		12.00	11.93
	802.11ax20-HE0	52	5260	MCS0	12.00	11.92
		56	5280		12.00	11.91
		60	5300		12.00	11.87
		64	5320		12.00	11.96
	802.11n40-HT0	54	5270	MCS0	12.00	11.98
		62	5310		12.00	11.96
	802.11ac40-VHT0	54	5270	MCS0	12.00	11.90
		62	5310		12.00	11.89
	802.11ax40-HE0	54	5270	MCS0	12.00	11.96
		62	5310		12.00	11.88
	802.11ac80-VHT0	58	5290	MCS0	12.00	11.99
	802.11ax80-HE0	58	5290	MCS0	12.00	11.86

Unless otherwise stated the results shown in this test report refer only to the sample(s) tested and such sample(s) are retained for 90 days only.

除非另有說明，此報告結果僅對測試之樣品負責，同時此樣品僅保留90天。本報告未經本公司書面許可，不可部份複製。

This document is issued by the Company subject to its General Conditions of Service printed overleaf, available on request or accessible at www.sgs.com/terms_and_conditions.htm and for electronic format documents, subject to Terms and Conditions for Electronic Documents at www.sgs.com/terms_e-document.htm. Attention is drawn to the limitation of liability, indemnification and jurisdiction issues defined therein. Any holder of this document is advised that information contained hereon reflects the Company's findings at the time of its intervention only and within the limits of Client's instructions, if any. The Company's sole responsibility is to its Client and this document does not exonerate parties to a transaction from exercising all their rights and obligations under the transaction documents. This document cannot be reproduced except in full, without prior written approval of the Company. Any unauthorized alteration, forgery or falsification of the content or appearance of this document is unlawful and offenders may be prosecuted to the fullest extent of the law.

TX1(Chain-A)						
Band	Mode	Channel	Frequency (MHz)	Data Rate	Max. Rated Avg. Power + Max. Tolerance (dBm)	Average power (dBm)
5600 MHz	802.11n20-HT0	100	5500	MCS0	12.00	11.85
		104	5520		12.00	11.91
		116	5580		12.00	11.83
		120	5600		12.00	11.83
		136	5680		12.00	11.85
		140	5700		12.00	11.99
		144	5720		12.00	11.97
	802.11ac20-VHT0	100	5500	MCS0	12.00	11.85
		104	5520		12.00	11.86
		116	5580		12.00	11.81
		120	5600		12.00	11.83
		136	5680		12.00	11.98
		140	5700		12.00	11.82
		144	5720		12.00	11.93
	802.11ax20-HE0	100	5500	MCS0	12.00	11.90
		104	5520		12.00	11.87
		116	5580		12.00	11.98
		120	5600		12.00	11.89
		136	5680		12.00	11.81
		140	5700		12.00	11.97
		144	5720		12.00	11.84

Unless otherwise stated the results shown in this test report refer only to the sample(s) tested and such sample(s) are retained for 90 days only.
除非另有說明，此報告結果僅對測試之樣品負責，同時此樣品僅保留90天。本報告未經本公司書面許可，不可部份複製。

This document is issued by the Company subject to its General Conditions of Service printed overleaf, available on request or accessible at www.sgs.com/terms_and_conditions.htm and for electronic format documents, subject to Terms and Conditions for Electronic Documents at www.sgs.com/terms_e-document.htm. Attention is drawn to the limitation of liability, indemnification and jurisdiction issues defined therein. Any holder of this document is advised that information contained hereon reflects the Company's findings at the time of its intervention only and within the limits of Client's instructions, if any. The Company's sole responsibility is to its Client and this document does not exonerate parties to a transaction from exercising all their rights and obligations under the transaction documents. This document cannot be reproduced except in full, without prior written approval of the Company. Any unauthorized alteration, forgery or falsification of the content or appearance of this document is unlawful and offenders may be prosecuted to the fullest extent of the law.

TX1(Chain-A)						
Band	Mode	Channel	Frequency (MHz)	Data Rate	Max. Rated Avg. Power + Max. Tolerance (dBm)	Average power (dBm)
5600 MHz	802.11n40-HT0	102	5510	MCS0	12.00	11.94
		110	5550		12.00	11.99
		118	5590		12.00	11.98
		134	5670		12.00	11.97
		142	5710		12.00	11.96
	802.11ac40-VHT0	102	5510	MCS0	12.00	11.98
		110	5550		12.00	11.96
		118	5590		12.00	11.84
		134	5670		12.00	11.96
		142	5710		12.00	11.92
	802.11ax40-HE0	102	5510	MCS0	12.00	11.99
		110	5550		12.00	11.82
		118	5590		12.00	11.84
		134	5670		12.00	11.86
		142	5710		12.00	11.90
	802.11ac80-VHT0	106	5530	MCS0	12.00	11.97
		122	5610		12.00	11.91
		138	5690		12.00	11.92
	802.11ax80-HE0	106	5530	MCS0	12.00	11.82
		122	5610		12.00	11.85
		138	5690		12.00	11.95
	802.11ac160-VHT0	114	5570	MCS0	10.75	10.67
	802.11ax160-HE0	114	5570	MCS0	10.75	10.73

Unless otherwise stated the results shown in this test report refer only to the sample(s) tested and such sample(s) are retained for 90 days only.
 除非另有說明，此報告結果僅對測試之樣品負責，同時此樣品僅保留90天。本報告未經本公司書面許可，不可部份複製。

This document is issued by the Company subject to its General Conditions of Service printed overleaf, available on request or accessible at www.sgs.com/terms_and_conditions.htm and for electronic format documents, subject to Terms and Conditions for Electronic Documents at www.sgs.com/terms_e-document.htm. Attention is drawn to the limitation of liability, indemnification and jurisdiction issues defined therein. Any holder of this document is advised that information contained hereon reflects the Company's findings at the time of its intervention only and within the limits of Client's instructions, if any. The Company's sole responsibility is to its Client and this document does not exonerate parties to a transaction from exercising all their rights and obligations under the transaction documents. This document cannot be reproduced except in full, without prior written approval of the Company. Any unauthorized alteration, forgery or falsification of the content or appearance of this document is unlawful and offenders may be prosecuted to the fullest extent of the law.

TX1(Chain-A)						
Mode	Mode	Channel	Frequency (MHz)	Data Rate	Max. Rated Avg. Power + Max. Tolerance (dBm)	Average power (dBm)
5800 MHz	802.11n20-HT0	149	5745	MCS0	12.00	11.96
		157	5785		12.00	11.98
		165	5825		12.00	11.85
	802.11ac20-VHT0	149	5745	MCS0	12.00	11.89
		157	5785		12.00	11.99
		165	5825		12.00	11.87
	802.11ax20-HE0	149	5745	MCS0	12.00	11.87
		157	5785		12.00	11.86
		165	5825		12.00	11.98
	802.11n40-HT0	151	5755	MCS0	12.00	11.96
		159	5795		12.00	11.98
	802.11ac40-VHT0	151	5755	MCS0	12.00	11.93
		159	5795		12.00	11.85
	802.11ax40-HE0	151	5755	MCS0	12.00	11.88
		159	5795		12.00	11.93
	802.11ac80-VHT0	155	5775	MCS0	12.00	11.99
	802.11ax80-HE0	155	5775	MCS0	12.00	11.92

Unless otherwise stated the results shown in this test report refer only to the sample(s) tested and such sample(s) are retained for 90 days only.

除非另有說明，此報告結果僅對測試之樣品負責，同時此樣品僅保留90天。本報告未經本公司書面許可，不可部份複製。

This document is issued by the Company subject to its General Conditions of Service printed overleaf, available on request or accessible at www.sgs.com/terms_and_conditions.htm and for electronic format documents, subject to Terms and Conditions for Electronic Documents at www.sgs.com/terms_e-document.htm. Attention is drawn to the limitation of liability, indemnification and jurisdiction issues defined therein. Any holder of this document is advised that information contained hereon reflects the Company's findings at the time of its intervention only and within the limits of Client's instructions, if any. The Company's sole responsibility is to its Client and this document does not exonerate parties to a transaction from exercising all their rights and obligations under the transaction documents. This document cannot be reproduced except in full, without prior written approval of the Company. Any unauthorized alteration, forgery or falsification of the content or appearance of this document is unlawful and offenders may be prosecuted to the fullest extent of the law.

Bluetooth conducted power table:

Mode	Channel	Frequency (MHz)	1Mbps		2Mbps		3Mbps	
			Max. Rated Avg. Power + Max. Tolerance (dBm)	Average power (dBm)	Max. Rated Avg. Power + Max. Tolerance (dBm)	Average power (dBm)	Max. Rated Avg. Power + Max. Tolerance (dBm)	Average power (dBm)
BR/EDR	CH 00	2402	11.00	9.22	7.00	6.57	7.00	6.69
	CH 39	2441		9.83		6.99		6.91
	CH 78	2480		9.90		6.97		6.84

Mode	Channel	Frequency (MHz)	GFSK	
			Max. Rated Avg. Power + Max. Tolerance (dBm)	Average Output Power (dBm)
LE	CH 00	2402	7	6.31
	CH 19	2440		6.81
	CH 39	2480		6.59

Unless otherwise stated the results shown in this test report refer only to the sample(s) tested and such sample(s) are retained for 90 days only.

除非另有說明，此報告結果僅對測試之樣品負責，同時此樣品僅保留90天。本報告未經本公司書面許可，不可部份複製。

This document is issued by the Company subject to its General Conditions of Service printed overleaf, available on request or accessible at www.sgs.com/terms_and_conditions.htm and for electronic format documents, subject to Terms and Conditions for Electronic Documents at www.sgs.com/terms_e-document.htm. Attention is drawn to the limitation of liability, indemnification and jurisdiction issues defined therein. Any holder of this document is advised that information contained hereon reflects the Company's findings at the time of its intervention only and within the limits of Client's instructions, if any. The Company's sole responsibility is to its Client and this document does not exonerate parties to a transaction from exercising all their rights and obligations under the transaction documents. This document cannot be reproduced except in full, without prior written approval of the Company. Any unauthorized alteration, forgery or falsification of the content or appearance of this document is unlawful and offenders may be prosecuted to the fullest extent of the law.

1.4 Test Environment

Ambient Temperature: $22\pm 2^{\circ}\text{C}$

Tissue Simulating Liquid: $22\pm 2^{\circ}\text{C}$

1.5 Operation Description

For WLAN, using chipset specific software to control the EUT, and makes it transmit in maximum power. The EUT is set to maximum power level during all tests, and at the beginning of each test the battery is fully charged. EUT was tested as below based on FCC guidance.

WLAN

Laptop mode (power level 1)

SAR is measured with display screen open at 90 degree and bottom side of keyboard touch against the flat phantom.

Tablet mode (power level 2)

SAR is measured with backside and edges touch against the flat phantom.

For WLAN tablet mode, SAR is measured with SISO power and MIMO power separately and respectively (standalone SAR measurements).

Unless otherwise stated the results shown in this test report refer only to the sample(s) tested and such sample(s) are retained for 90 days only.

除非另有說明，此報告結果僅對測試之樣品負責，同時此樣品僅保留90天。本報告未經本公司書面許可，不可部份複製。

This document is issued by the Company subject to its General Conditions of Service printed overleaf, available on request or accessible at www.sgs.com/terms_and_conditions.htm and for electronic format documents, subject to Terms and Conditions for Electronic Documents at www.sgs.com/terms_e-document.htm. Attention is drawn to the limitation of liability, indemnification and jurisdiction issues defined therein. Any holder of this document is advised that information contained hereon reflects the Company's findings at the time of its intervention only and within the limits of Client's instructions, if any. The Company's sole responsibility is to its Client and this document does not exonerate parties to a transaction from exercising all their rights and obligations under the transaction documents. This document cannot be reproduced except in full, without prior written approval of the Company. Any unauthorized alteration, forgery or falsification of the content or appearance of this document is unlawful and offenders may be prosecuted to the fullest extent of the law.

SGS Taiwan Ltd.

No.134, Wu Kung Road, New Taipei Industrial Park, Wuku District, New Taipei City, Taiwan 24803/新北市五股區新北產業園區五工路 134 號

台灣檢驗科技股份有限公司

t (886-2) 2299-3279

f (886-2) 2298-0488

www.tw.sgs.com

Member of SGS Group

Note:

1. During the SAR testing, the DASY 5 system checks power drift by comparing the e-field strength of one specific location measured at the beginning with that measured at the end of the SAR testing.
2. According to KDB447498D01v06, testing of other required channels is not required when the reported 1-g SAR for the highest output channel is ≤ 0.8 W/kg, when the transmission band is ≤ 100 MHz.
3. According to KDB865664D01v01r04, SAR measurement variability must be assessed for each frequency band. When the original highest measured SAR is ≥ 0.8 W/kg, repeated that measurement once. Perform a second repeated measurement only if the ratio of largest to smallest SAR for the original and first repeated measurements is > 1.20 or when the original or repeated measurement is ≥ 1.45 W/kg (~ 10% from the 1-g SAR limit)

802.11b DSSS SAR Test Requirements:

4. SAR is measured for 2.4 GHz 802.11b DSSS mode using the highest measured maximum output power channel, when the reported SAR of the highest measured maximum output power channel for the exposure configuration is ≤ 0.8 W/kg, no further SAR testing is required for 802.11b DSSS in that exposure configuration.
5. When the reported SAR is > 0.8 W/kg, SAR is required for that exposure configuration using the next highest measured output power channel. When any reported SAR is > 1.2 W/kg, SAR is required for the third channel; i.e., all channels require testing.

802.11g/n OFDM SAR Test Exclusion Requirements:

6. SAR is not required for 802.11g/n since the highest reported SAR for DSSS is adjusted by the ratio of OFDM to DSSS specified maximum output power and the adjusted SAR is ≤ 1.2 W/kg.

Initial Test Configuration:

7. An initial test configuration is determined for OFDM transmission modes according to the channel bandwidth, modulation and data rate combination(s) with

Unless otherwise stated the results shown in this test report refer only to the sample(s) tested and such sample(s) are retained for 90 days only.
除非另有說明，此報告結果僅對測試之樣品負責，同時此樣品僅保留90天。本報告未經本公司書面許可，不可部份複製。

This document is issued by the Company subject to its General Conditions of Service printed overleaf, available on request or accessible at www.sgs.com/terms_and_conditions.htm and for electronic format documents, subject to Terms and Conditions for Electronic Documents at www.sgs.com/terms_e-document.htm. Attention is drawn to the limitation of liability, indemnification and jurisdiction issues defined therein. Any holder of this document is advised that information contained hereon reflects the Company's findings at the time of its intervention only and within the limits of Client's instructions, if any. The Company's sole responsibility is to its Client and this document does not exonerate parties to a transaction from exercising all their rights and obligations under the transaction documents. This document cannot be reproduced except in full, without prior written approval of the Company. Any unauthorized alteration, forgery or falsification of the content or appearance of this document is unlawful and offenders may be prosecuted to the fullest extent of the law.

the highest maximum output power specified for production units in each standalone and aggregated frequency band.

8. SAR is measured using the highest measured maximum output power channel. When the reported SAR of the initial test configuration is $> 0.8 \text{ W/kg}$, SAR measurement is required for the subsequent next highest measured output power channel(s) in the initial test configuration until the reported SAR is $\leq 1.2 \text{ W/kg}$ or all required channels are tested.
9. Since the highest reported SAR for the initial test configuration is adjusted by the ratio of the subsequent test configuration to initial test configuration specified maximum output power and the adjusted SAR is $\leq 1.2 \text{ W/kg}$, SAR is not required for subsequent test configuration.
10. BT and WLAN TX2 use the same antenna path, but they can't transmit at the same time.
11. Based on FCC guidance, general principles of KDB248227D01 can be applied to 802.11ax to determine initial test configuration with 802.11ax being considered as the highest 802.11 mode for the appropriate frequency band.

Unless otherwise stated the results shown in this test report refer only to the sample(s) tested and such sample(s) are retained for 90 days only.

除非另有說明，此報告結果僅對測試之樣品負責，同時此樣品僅保留90天。本報告未經本公司書面許可，不可部份複製。

This document is issued by the Company subject to its General Conditions of Service printed overleaf, available on request or accessible at www.sgs.com/terms_and_conditions.htm and for electronic format documents, subject to Terms and Conditions for Electronic Documents at www.sgs.com/terms_e-document.htm. Attention is drawn to the limitation of liability, indemnification and jurisdiction issues defined therein. Any holder of this document is advised that information contained hereon reflects the Company's findings at the time of its intervention only and within the limits of Client's instructions, if any. The Company's sole responsibility is to its Client and this document does not exonerate parties to a transaction from exercising all their rights and obligations under the transaction documents. This document cannot be reproduced except in full, without prior written approval of the Company. Any unauthorized alteration, forgery or falsification of the content or appearance of this document is unlawful and offenders may be prosecuted to the fullest extent of the law.

1.6 Operating modes validation by power measurement

The device is a convertible laptop computer with predefined single fixed power to each device modes.

For the operating modes validation, the measured conducted output power is monitored qualitatively to identify the triggering characteristics and recorded quantitatively.

DUT operating mode	Lid Angle description	WLAN TX state
Lid Close	$0^{\circ} \leq \text{Lid angle} < 10^{\circ}$	No TX Transmission
Laptop	$10^{\circ} < \text{Lid angle} \leq 190^{\circ}$	Power Level 1
Tablet	$190^{\circ} < \text{Lid angle} \leq 360^{\circ}$	Power Level 2
Book	$10^{\circ} < \text{Lid angle} \leq 360^{\circ}$	Power Level 2

Intel AX201D2W	TX2(Chain-B)		TX1(Chain-A)	
Wireless technology	Power level 1 (dBm)	Power level 2 (dBm)	Power level 1 (dBm)	Power level 2 (dBm)
WLAN802.11b	21	18	21	18
WLAN802.11g	20.5	18	20.5	18
WLAN802.11n(20M)	20.5	18	20.5	18
WLAN802.11n(40M)	18	18	18	18
WLAN802.11ax(20M)	20.5	18	20.5	18
WLAN802.11ax(40M)	18	18	18	18
WLAN802.11a 5.2GHz	21	15.5	21	15
WLAN802.11n(20M) 5.2GHz	21	15.5	21	15
WLAN802.11n(40M) 5.2GHz	21	15.5	21	15
WLAN802.11ac(20M) 5.2GHz	21	15.5	21	15
WLAN802.11ac(40M) 5.2GHz	21	15.5	21	15
WLAN802.11ac(80M) 5.2GHz	19	15.5	18.75	15
WLAN802.11ac(160M) 5.2GHz	15.25	15.25	15.75	15
WLAN802.11ax(20M) 5.2GHz	21	15.5	21	15
WLAN802.11ax(40M) 5.2GHz	21	15.5	21	15
WLAN802.11ax(80M) 5.2GHz	19	15.5	18.75	15
WLAN802.11ax(160M) 5.2GHz	15.25	15.25	15.75	15
WLAN802.11a 5.3GHz	21	15.5	21	15
WLAN802.11n(20M) 5.3GHz	21	15.5	21	15
WLAN802.11n(40M) 5.3GHz	21	15.5	21	15
WLAN802.11ac(20M) 5.3GHz	21	15.5	21	15
WLAN802.11ac(40M) 5.3GHz	21	15.5	21	15
WLAN802.11ac(80M) 5.3GHz	18.25	15.5	18.25	15
WLAN802.11ax(20M) 5.3GHz	21	15.5	21	15
WLAN802.11ax(40M) 5.3GHz	21	15.5	21	15
WLAN802.11ax(80M) 5.3GHz	18.25	15.5	18.25	15

Unless otherwise stated the results shown in this test report refer only to the sample(s) tested and such sample(s) are retained for 90 days only.

除非另有說明，此報告結果僅對測試之樣品負責，同時此樣品僅保留90天。本報告未經本公司書面許可，不可部份複製。

This document is issued by the Company subject to its General Conditions of Service printed overleaf, available on request or accessible at www.sgs.com/terms_and_conditions.htm and for electronic format documents, subject to Terms and Conditions for Electronic Documents at www.sgs.com/terms_e-document.htm. Attention is drawn to the limitation of liability, indemnification and jurisdiction issues defined therein. Any holder of this document is advised that information contained hereon reflects the Company's findings at the time of its intervention only and within the limits of Client's instructions, if any. The Company's sole responsibility is to its Client and this document does not exonerate parties to a transaction from exercising all their rights and obligations under the transaction documents. This document cannot be reproduced except in full, without prior written approval of the Company. Any unauthorized alteration, forgery or falsification of the content or appearance of this document is unlawful and offenders may be prosecuted to the fullest extent of the law.

Intel AX201D2W	TX2(Chain-B)		TX1(Chain-A)	
Wireless technology	Power level 1 (dBm)	Power level 2 (dBm)	Power level 1 (dBm)	Power level 2 (dBm)
WLAN802.11a 5.6GHz	21	15.5	21	15
WLAN802.11n(20M) 5.6GHz	21	15.5	21	15
WLAN802.11n(40M) 5.6GHz	21	15.5	21	15
WLAN802.11ac(20M) 5.6GHz	21	15.5	21	15
WLAN802.11ac(40M) 5.6GHz	21	15.5	21	15
WLAN802.11ac(80M) 5.6GHz	21	15.5	21	15
WLAN802.11ac(160M) 5.6GHz	14.75	14.75	15	15
WLAN802.11ax(20M) 5.6GHz	21	15.5	21	15
WLAN802.11ax(40M) 5.6GHz	21	15.5	21	15
WLAN802.11ax(80M) 5.6GHz	21	15.5	21	15
WLAN802.11ax(160M) 5.6GHz	14.75	14.75	15	15
WLAN802.11a 5.8GHz	21	15.5	21	15
WLAN802.11n(20M) 5.8GHz	21	15.5	21	15
WLAN802.11n(40M) 5.8GHz	21	15.5	21	15
WLAN802.11ac(20M) 5.8GHz	21	15.5	21	15
WLAN802.11ac(40M) 5.8GHz	21	15.5	21	15
WLAN802.11ac(80M) 5.8GHz	19	15.5	19	15
WLAN802.11ax(20M) 5.8GHz	21	15.5	21	15
WLAN802.11ax(40M) 5.8GHz	21	15.5	21	15
WLAN802.11ax(80M) 5.8GHz	19	15.5	19	15

Unless otherwise stated the results shown in this test report refer only to the sample(s) tested and such sample(s) are retained for 90 days only.

除非另有說明，此報告結果僅對測試之樣品負責，同時此樣品僅保留90天。本報告未經本公司書面許可，不可部份複製。

This document is issued by the Company subject to its General Conditions of Service printed overleaf, available on request or accessible at www.sgs.com/terms_and_conditions.htm and for electronic format documents, subject to Terms and Conditions for Electronic Documents at www.sgs.com/terms_e-document.htm. Attention is drawn to the limitation of liability, indemnification and jurisdiction issues defined therein. Any holder of this document is advised that information contained hereon reflects the Company's findings at the time of its intervention only and within the limits of Client's instructions, if any. The Company's sole responsibility is to its Client and this document does not exonerate parties to a transaction from exercising all their rights and obligations under the transaction documents. This document cannot be reproduced except in full, without prior written approval of the Company. Any unauthorized alteration, forgery or falsification of the content or appearance of this document is unlawful and offenders may be prosecuted to the fullest extent of the law.

1.6.1 Results and conclusion

The measured output power versus lid angle is tabulated in the following table, and the triggering verification complies with the device mode / power level declared by the manufacturer.

Operating mode validation by power measurement

Antenna	Operation mode	Lid angle	802.11b	802.11n(40M) 5.2G	802.11ac(80M) 5.2G	802.11n(40M) 5.3G	802.11ac(80M) 5.3G	802.11ac(80M) 5.6G	802.11n(40M) 5.8G	802.11ac(80M) 5.8G
TX2(Chain-B)	Lid close	0°	n/a	n/a	n/a	n/a	n/a	n/a	n/a	n/a
		1°	n/a	n/a	n/a	n/a	n/a	n/a	n/a	n/a
		2°	n/a	n/a	n/a	n/a	n/a	n/a	n/a	n/a
		3°	n/a	n/a	n/a	n/a	n/a	n/a	n/a	n/a
		4°	n/a	n/a	n/a	n/a	n/a	n/a	n/a	n/a
		5°	n/a	n/a	n/a	n/a	n/a	n/a	n/a	n/a
		6°	n/a	n/a	n/a	n/a	n/a	n/a	n/a	n/a
		7°	n/a	n/a	n/a	n/a	n/a	n/a	n/a	n/a
		8°	n/a	n/a	n/a	n/a	n/a	n/a	n/a	n/a
		9°	n/a	n/a	n/a	n/a	n/a	n/a	n/a	n/a
		10°	n/a	n/a	n/a	n/a	n/a	n/a	n/a	n/a
	Laptop mode	11°	20.93	20.79	18.92	20.84	18.17	20.83	20.91	18.87
		12°	20.88	20.73	18.98	20.86	18.06	20.96	20.84	18.99
		13°	20.97	20.86	19.00	20.98	18.19	20.94	20.93	18.89
		14°	20.82	20.84	18.87	20.91	18.24	20.93	20.95	18.89
		15°	20.94	20.89	18.98	20.92	18.24	20.94	20.84	18.91
		25°	20.86	20.85	18.94	20.83	18.16	20.93	20.88	18.89
		35°	20.96	20.81	18.81	20.86	18.25	20.81	21.00	18.85
		45°	20.96	20.96	18.83	20.86	18.12	20.95	20.87	18.97
		55°	20.91	20.78	18.99	20.87	18.20	20.83	20.85	18.89
		65°	20.94	20.75	18.97	21.00	18.07	20.94	20.82	18.84
		75°	21.00	20.95	18.94	21.00	18.20	20.88	20.83	18.98
		85°	20.94	20.83	18.84	20.96	18.10	20.93	20.88	18.88
		95°	20.92	20.82	18.93	20.94	18.17	20.93	20.96	18.84
		105°	21.00	20.96	18.85	20.97	18.16	20.99	20.94	18.99
		115°	20.86	20.87	18.83	20.93	18.14	20.91	21.00	18.89
		125°	20.94	20.92	18.89	20.96	18.20	20.81	20.90	18.99
		135°	20.94	20.75	19.00	20.95	18.13	20.90	20.88	18.92
		145°	20.87	20.69	18.98	20.95	18.11	20.94	20.92	18.87
		155°	20.81	20.65	18.99	20.94	18.19	20.99	20.94	19.00
		165°	20.98	20.81	18.92	20.82	18.17	20.90	20.98	18.87
		175°	20.97	20.79	18.81	20.97	18.07	20.83	20.88	19.00
		185°	20.84	20.65	18.94	20.91	18.14	20.90	20.90	18.85
		186°	20.86	20.75	18.85	20.91	18.07	20.93	20.94	18.86
		187°	20.85	20.83	18.87	20.84	18.06	20.93	20.82	18.90
		188°	20.85	20.73	18.95	20.83	18.18	20.87	21.00	18.90
		189°	20.95	20.82	18.82	20.85	18.07	20.94	20.92	18.98
		190°	20.91	20.81	18.91	20.93	18.25	20.88	20.90	18.99

Unless otherwise stated the results shown in this test report refer only to the sample(s) tested and such sample(s) are retained for 90 days only.

除非另有說明，此報告結果僅對測試之樣品負責，同時此樣品僅保留90天。本報告未經本公司書面許可，不可部份複製。

This document is issued by the Company subject to its General Conditions of Service printed overleaf, available on request or accessible at www.sgs.com/terms_and_conditions.htm and for electronic format documents, subject to Terms and Conditions for Electronic Documents at www.sgs.com/terms_e-document.htm. Attention is drawn to the limitation of liability, indemnification and jurisdiction issues defined therein. Any holder of this document is advised that information contained hereon reflects the Company's findings at the time of its intervention only and within the limits of Client's instructions, if any. The Company's sole responsibility is to its Client and this document does not exonerate parties to a transaction from exercising all their rights and obligations under the transaction documents. This document cannot be reproduced except in full, without prior written approval of the Company. Any unauthorized alteration, forgery or falsification of the content or appearance of this document is unlawful and offenders may be prosecuted to the fullest extent of the law.

Antenna	Operation mode	Lid angle	802.11b	802.11n(40M) 5.2G	802.11ac(80M) 5.2G	802.11n(40M) 5.3G	802.11ac(80M) 5.3G	802.11ac(80M) 5.6G	802.11n(40M) 5.8G	802.11ac(80M) 5.8G
TX2(Chain-B)	Tablet mode	191°	17.81	15.33	15.50	15.44	15.39	15.33	15.48	15.49
		192°	17.87	15.42	15.39	15.47	15.38	15.46	15.39	15.46
		193°	17.93	15.42	15.32	15.31	15.32	15.45	15.40	15.41
		194°	17.84	15.45	15.43	15.45	15.47	15.39	15.32	15.33
		195°	17.95	15.50	15.44	15.47	15.45	15.41	15.49	15.45
		205°	17.81	15.45	15.40	15.48	15.48	15.46	15.46	15.37
		215°	17.92	15.41	15.40	15.48	15.35	15.46	15.40	15.47
		225°	18.00	15.31	15.38	15.43	15.37	15.38	15.44	15.38
		235°	17.85	15.49	15.40	15.48	15.50	15.40	15.47	15.44
		245°	17.82	15.36	15.31	15.48	15.46	15.33	15.43	15.31
		255°	17.85	15.44	15.31	15.43	15.42	15.35	15.36	15.38
		265°	17.90	15.36	15.32	15.50	15.49	15.41	15.34	15.36
		275°	17.86	15.50	15.50	15.45	15.36	15.41	15.50	15.49
		285°	17.96	15.40	15.34	15.43	15.38	15.49	15.38	15.46
		295°	17.87	15.36	15.40	15.37	15.43	15.39	15.39	15.34
		305°	17.87	15.47	15.45	15.35	15.42	15.32	15.49	15.50
		315°	17.91	15.34	15.48	15.46	15.43	15.39	15.49	15.33
		325°	17.87	15.35	15.44	15.33	15.49	15.42	15.33	15.49
		335°	17.99	15.45	15.33	15.43	15.46	15.47	15.40	15.31
		345°	17.85	15.33	15.46	15.39	15.48	15.49	15.35	15.47
		355°	17.85	15.37	15.32	15.38	15.40	15.36	15.42	15.48
		356°	17.98	15.47	15.35	15.49	15.38	15.48	15.40	15.42
		357°	17.97	15.37	15.32	15.43	15.49	15.36	15.38	15.35
		358°	17.84	15.35	15.45	15.44	15.41	15.47	15.49	15.42
		359°	17.92	15.38	15.42	15.33	15.40	15.34	15.35	15.31
		360°	17.96	15.33	15.32	15.45	15.43	15.35	15.46	15.40
	Book mode (vertical)	11°	17.96	15.50	15.38	15.49	15.48	15.34	15.34	15.38
		12°	17.96	15.48	15.42	15.46	15.50	15.33	15.47	15.39
		13°	17.82	15.40	15.32	15.50	15.47	15.48	15.40	15.50
		14°	17.92	15.33	15.47	15.50	15.38	15.45	15.38	15.47
		15°	17.83	15.47	15.36	15.38	15.32	15.42	15.41	15.32
		25°	17.86	15.42	15.34	15.48	15.48	15.38	15.37	15.39
		35°	17.87	15.36	15.46	15.50	15.31	15.49	15.45	15.42
		45°	17.97	15.46	15.48	15.43	15.44	15.46	15.40	15.48
		55°	17.94	15.40	15.33	15.31	15.31	15.34	15.34	15.38
		65°	17.96	15.33	15.49	15.31	15.34	15.32	15.34	15.36
		75°	17.98	15.46	15.49	15.47	15.47	15.35	15.34	15.32
		85°	17.89	15.42	15.43	15.32	15.49	15.41	15.38	15.37
		95°	17.96	15.41	15.37	15.38	15.38	15.47	15.41	15.37
		105°	17.94	15.32	15.35	15.43	15.40	15.40	15.41	15.32
		115°	17.86	15.49	15.39	15.37	15.42	15.33	15.41	15.36
		125°	17.81	15.39	15.43	15.38	15.50	15.46	15.33	15.36
		135°	17.92	15.38	15.38	15.31	15.44	15.35	15.33	15.48
		145°	17.93	15.45	15.43	15.44	15.31	15.46	15.49	15.44
		155°	17.84	15.44	15.42	15.37	15.31	15.33	15.44	15.32
		165°	17.83	15.38	15.48	15.31	15.36	15.33	15.42	15.42
		175°	17.98	15.35	15.43	15.34	15.36	15.38	15.31	15.37
		185°	17.90	15.33	15.35	15.49	15.37	15.41	15.49	15.44
		195°	17.73	15.20	15.48	15.44	15.47	15.42	15.42	15.44
		205°	17.88	15.31	15.48	15.50	15.46	15.40	15.45	15.38
		215°	17.83	15.31	15.34	15.35	15.47	15.33	15.48	15.34
		225°	17.76	15.30	15.42	15.48	15.33	15.39	15.36	15.43
		235°	17.84	15.44	15.39	15.50	15.45	15.35	15.32	15.46
		245°	17.74	15.26	15.46	15.37	15.36	15.46	15.31	15.49
		255°	17.77	15.40	15.35	15.36	15.47	15.49	15.42	15.42
		265°	17.82	15.15	15.46	15.33	15.38	15.42	15.47	15.35
		275°	17.88	15.42	15.38	15.35	15.40	15.36	15.47	15.38
		285°	17.67	15.28	15.33	15.46	15.50	15.42	15.34	15.48
		295°	17.93	15.44	15.44	15.33	15.39	15.33	15.38	15.43
		305°	17.88	15.34	15.43	15.35	15.45	15.42	15.42	15.45
		315°	17.67	15.38	15.38	15.35	15.42	15.37	15.49	15.46
		325°	17.92	15.28	15.32	15.45	15.44	15.45	15.46	15.33
		335°	17.95	15.24	15.48	15.35	15.32	15.37	15.47	15.31
		345°	17.82	15.42	15.45	15.35	15.35	15.45	15.36	15.36
		355°	17.85	15.33	15.43	15.33	15.48	15.42	15.32	15.38
		356°	17.94	15.18	15.48	15.44	15.45	15.36	15.42	15.39
		357°	17.90	15.35	15.32	15.39	15.45	15.49	15.46	15.42
		358°	17.79	15.19	15.42	15.37	15.41	15.40	15.40	15.37
		359°	17.80	15.29	15.47	15.49	15.31	15.42	15.32	15.35
		360°	17.96	15.15	15.36	15.45	15.50	15.39	15.43	15.50

Unless otherwise stated the results shown in this test report refer only to the sample(s) tested and such sample(s) are retained for 90 days only.

除非另有說明，此報告結果僅對測試之樣品負責，同時此樣品僅保留90天。本報告未經本公司書面許可，不可部份複製。

This document is issued by the Company subject to its General Conditions of Service printed overleaf, available on request or accessible at www.sgs.com/terms_and_conditions.htm and for electronic format documents, subject to Terms and Conditions for Electronic Documents at www.sgs.com/terms_e-document.htm. Attention is drawn to the limitation of liability, indemnification and jurisdiction issues defined therein. Any holder of this document is advised that information contained hereon reflects the Company's findings at the time of its intervention only and within the limits of Client's instructions, if any. The Company's sole responsibility is to its Client and this document does not exonerate parties to a transaction from exercising all their rights and obligations under the transaction documents. This document cannot be reproduced except in full, without prior written approval of the Company. Any unauthorized alteration, forgery or falsification of the content or appearance of this document is unlawful and offenders may be prosecuted to the fullest extent of the law.

Antenna	Operation mode	Lid angle	802.11b	802.11n(40M) 5.2G	802.11ac(80M) 5.2G	802.11n(40M) 5.3G	802.11ac(80M) 5.3G	802.11ac(80M) 5.6G	802.11n(40M) 5.8G	802.11ac(80M) 5.8G
TX2(Chain-B)	Book mode (vertical)	360°	17.87	15.34	15.38	15.44	15.47	15.32	15.37	15.50
		359°	17.71	15.46	15.48	15.43	15.49	15.48	15.34	15.46
		358°	17.74	15.43	15.42	15.41	15.43	15.43	15.37	15.42
		357°	17.92	15.31	15.33	15.48	15.41	15.36	15.41	15.44
		356°	17.86	15.29	15.33	15.32	15.45	15.39	15.34	15.46
		355°	17.81	15.37	15.43	15.37	15.34	15.32	15.34	15.47
		345°	17.67	15.25	15.36	15.42	15.36	15.40	15.45	15.45
		335°	17.72	15.37	15.46	15.31	15.46	15.46	15.31	15.40
		325°	17.80	15.28	15.39	15.46	15.33	15.49	15.31	15.47
		315°	17.82	15.41	15.32	15.46	15.42	15.50	15.39	15.41
		305°	17.83	15.37	15.41	15.50	15.45	15.39	15.43	15.39
		295°	17.69	15.28	15.50	15.48	15.42	15.39	15.40	15.38
		285°	17.82	15.47	15.31	15.31	15.50	15.50	15.45	15.45
		275°	17.84	15.17	15.44	15.39	15.49	15.43	15.49	15.50
		265°	17.91	15.33	15.49	15.43	15.32	15.42	15.37	15.48
		255°	17.68	15.28	15.48	15.36	15.44	15.45	15.34	15.35
		245°	17.83	15.24	15.46	15.49	15.36	15.33	15.44	15.44
		235°	17.93	15.27	15.43	15.39	15.47	15.32	15.39	15.48
		225°	17.86	15.28	15.31	15.31	15.49	15.37	15.41	15.38
		215°	17.70	15.33	15.37	15.50	15.47	15.42	15.37	15.39
		205°	17.86	15.30	15.41	15.34	15.35	15.33	15.38	15.49
		195°	17.92	15.31	15.43	15.35	15.37	15.46	15.44	15.50
		185°	17.97	15.50	15.42	15.34	15.48	15.50	15.41	15.41
		175°	17.98	15.39	15.45	15.40	15.42	15.35	15.42	15.34
		165°	17.84	15.33	15.50	15.36	15.31	15.44	15.32	15.46
		155°	17.89	15.49	15.44	15.31	15.39	15.37	15.41	15.42
		145°	17.88	15.40	15.31	15.41	15.34	15.32	15.31	15.34
		135°	17.96	15.38	15.42	15.47	15.36	15.42	15.34	15.34
		125°	17.90	15.42	15.39	15.49	15.39	15.50	15.34	15.42
		115°	17.92	15.37	15.48	15.45	15.37	15.48	15.50	15.37
		105°	17.86	15.49	15.31	15.34	15.38	15.41	15.47	15.42
		95°	17.90	15.36	15.41	15.49	15.34	15.43	15.48	15.50
		85°	17.90	15.46	15.43	15.44	15.42	15.39	15.49	15.42
		75°	17.84	15.47	15.48	15.35	15.44	15.31	15.41	15.42
		65°	17.98	15.50	15.34	15.50	15.43	15.39	15.34	15.39
		55°	17.90	15.44	15.45	15.32	15.40	15.33	15.42	15.38
		45°	17.98	15.31	15.43	15.45	15.33	15.45	15.47	15.39
		35°	17.98	15.49	15.37	15.48	15.31	15.41	15.48	15.45
		25°	17.99	15.42	15.48	15.39	15.42	15.42	15.42	15.32
		15°	17.90	15.38	15.39	15.36	15.43	15.42	15.36	15.33
		14°	17.97	15.38	15.39	15.34	15.39	15.48	15.37	15.32
		13°	17.95	15.32	15.31	15.35	15.37	15.47	15.45	15.46
		12°	17.94	15.50	15.48	15.35	15.47	15.50	15.31	15.39
		11°	17.84	15.35	15.50	15.48	15.42	15.44	15.34	15.43
	Tablet mode	360°	17.99	15.16	15.48	15.48	15.39	15.33	15.38	15.34
		359°	17.86	15.38	15.35	15.50	15.38	15.34	15.39	15.36
		358°	17.99	15.29	15.45	15.49	15.42	15.48	15.41	15.33
		357°	17.99	15.38	15.40	15.31	15.37	15.35	15.32	15.48
		356°	17.82	15.45	15.36	15.31	15.40	15.48	15.31	15.48
		355°	17.99	15.33	15.49	15.41	15.48	15.31	15.43	15.31
		345°	17.89	15.40	15.48	15.41	15.35	15.48	15.48	15.46
		335°	17.96	15.19	15.41	15.34	15.44	15.32	15.38	15.35
		325°	17.97	15.43	15.39	15.46	15.43	15.49	15.33	15.37
		315°	17.82	15.30	15.31	15.43	15.50	15.31	15.38	15.39
		305°	17.88	15.33	15.47	15.36	15.48	15.42	15.41	15.39
		295°	17.83	15.23	15.33	15.36	15.48	15.43	15.34	15.42
		290°	17.84	15.38	15.33	15.47	15.43	15.33	15.50	15.33
		275°	17.96	15.38	15.45	15.49	15.47	15.37	15.32	15.43
		265°	17.83	15.19	15.44	15.35	15.45	15.42	15.49	15.42
		255°	17.92	15.42	15.42	15.39	15.36	15.31	15.49	15.33
		245°	17.96	15.20	15.38	15.49	15.39	15.38	15.38	15.33
		235°	17.94	15.25	15.45	15.48	15.31	15.44	15.48	15.36
		225°	17.88	15.42	15.47	15.42	15.42	15.37	15.39	15.46
		215°	17.83	15.27	15.45	15.44	15.40	15.42	15.32	15.45
		205°	17.94	15.34	15.50	15.37	15.37	15.50	15.33	15.48
		195°	17.85	15.32	15.41	15.47	15.49	15.49	15.48	15.37
		194°	17.86	15.23	15.47	15.48	15.43	15.33	15.36	15.44
		193°	17.88	15.33	15.35	15.42	15.47	15.37	15.47	15.37
		192°	17.82	15.31	15.50	15.40	15.32	15.47	15.43	15.41
		191°	17.81	15.23	15.41	15.36	15.31	15.35	15.49	15.34
		190°	20.91	20.81	19.00	20.81	18.12	20.91	20.92	18.96
		189°	20.98	20.76	18.98	20.85	18.11	20.92	20.95	18.88
		188°	20.92	20.9	18.90	20.92	18.22	20.91	20.96	18.91
		187°	20.84	20.75	18.91	20.97	18.23	20.89	20.93	18.83
		186°	20.97	20.85	18.99	20.85	18.23	20.83	20.95	18.85
		185°	20.99	20.73	18.99	20.86	18.12	20.94	20.82	18.97
		175°	20.98	20.89	18.91	20.97	18.21	20.99	20.92	18.85
		165°	20.99	20.88	18.87	20.92	18.11	20.99	20.86	18.81
		155°	20.85	20.72	18.93	20.85	18.18	20.97	20.98	18.96
		145°	20.86	20.79	18.97	20.81	18.07	20.91	20.91	18.95
		135°	20.91	20.99	18.94	20.82	18.24	20.89	20.90	18.81
		125°	20.91	20.77	18.82	20.92	18.20	20.87	20.94	18.92
		115°	20.82	20.86	18.83	20.92	18.20	20.92	20.96	18.84
		105°	20.95	20.86	18.93	20.90	18.08	20.86	20.91	18.87
		95°	20.95	20.78	18.91	20.87	18.17	20.84	20.83	18.85
		85°	20.91	20.83	18.91	20.87	18.21	20.92	20.95	18.92
		75°	20.81	20.78	18.98	20.98	18.09	20.86	20.99	18.94
		65°	20.96	20.82	18.86	20.93	18.06	20.90	20.92	18.83
		55°	20.99	20.74	18.82	20.92	18.12	20.95	20.85	19.00
		45°	20.86	20.85	18.92	20.81	18.21	20.82	20.83	18.89
		35°	20.81	20.83	18.83	20.92	18.20	21.00	20.84	18.94
		25°	20.85	20.67	18.97	20.99	18.12	20.84	20.91	18.89
		15°	20.84	20.76	18.86	20.97	18.06	20.89	20.85	18.92
		14°	20.79	20.81	19.00	20.97	18.10	20.98	20.86	18.93
		13°	20.99	20.75	18.81	20.86	18.07	20.90	20.97	18.87
		12°	20.81	20.95	18.95	20.82	18.11	20.86	20.92	18.89
		11°	20.88	20.85	18.90	20.92	18.13	20.95	20.85	18.91
	Lid close	11°	n/a	n/a	n/a	n/a	n/a	n/a	n/a	n/a
		10°	n/a	n/a	n/a	n/a	n/a	n/a	n/a	n/a
		9°	n/a	n/a	n/a	n/a	n/a	n/a	n/a	n/a
		8°	n/a	n/a	n/a	n/a	n/a	n/a	n/a	n/a
		7°	n/a	n/a	n/a	n/a	n/a	n/a	n/a	n/a
		6°	n/a	n/a	n/a	n/a	n/a	n/a	n/a	n/a
		5°	n/a	n/a	n/a	n/a	n/a	n/a	n/a	n/a
		4°	n/a	n/a	n/a	n/a	n/a	n/a	n/a	n/a
		3°	n/a	n/a	n/a	n/a	n/a	n/a	n/a	n/a
		2°	n/a	n/a	n/a	n/a	n/a	n/a	n/a	n/a
		1°	n/a	n/a	n/a	n/a	n/a	n/a	n/a	n/a

Unless otherwise stated the results shown in this test report refer only to the sample(s) tested and such sample(s) are retained for 90 days only.

除非另有說明，此報告結果僅對測試之樣品負責，同時此樣品僅保留90天。本報告未經本公司書面許可，不可部份複製。

This document is issued by the Company subject to its General Conditions of Service printed overleaf, available on request or accessible at www.sgs.com/terms_and_conditions.htm and for electronic format documents, subject to Terms and Conditions for Electronic Documents at www.sgs.com/terms_e-document.htm. Attention is drawn to the limitation of liability, indemnification and jurisdiction issues defined therein. Any holder of this document is advised that information contained hereon reflects the Company's findings at the time of its intervention only and within the limits of Client's instructions, if any. The Company's sole responsibility is to its Client and this document does not exonerate parties to a transaction from exercising all their rights and obligations under the transaction documents. This document cannot be reproduced except in full, without prior written approval of the Company. Any unauthorized alteration, forgery or falsification of the content or appearance of this document is unlawful and offenders may be prosecuted to the fullest extent of the law.

Antenna	Operation mode	Lid angle	802.11b	802.11n(40M) 5.2G	802.11ac(160M) 5.2G	802.11n(40M) 5.3G	802.11ac(80M) 5.3G	802.11ac(80M) 5.6G	802.11ac(160M) 5.6G	802.11n(40M) 5.8G	802.11ac(80M) 5.8G		
Lid close		0°	n/a	n/a	n/a	n/a	n/a	n/a	n/a	n/a	n/a		
		1°	n/a	n/a	n/a	n/a	n/a	n/a	n/a	n/a	n/a		
		2°	n/a	n/a	n/a	n/a	n/a	n/a	n/a	n/a	n/a		
		3°	n/a	n/a	n/a	n/a	n/a	n/a	n/a	n/a	n/a		
		4°	n/a	n/a	n/a	n/a	n/a	n/a	n/a	n/a	n/a		
		5°	n/a	n/a	n/a	n/a	n/a	n/a	n/a	n/a	n/a		
		6°	n/a	n/a	n/a	n/a	n/a	n/a	n/a	n/a	n/a		
		7°	n/a	n/a	n/a	n/a	n/a	n/a	n/a	n/a	n/a		
		8°	n/a	n/a	n/a	n/a	n/a	n/a	n/a	n/a	n/a		
		9°	n/a	n/a	n/a	n/a	n/a	n/a	n/a	n/a	n/a		
Laptop mode		10°	n/a	n/a	n/a	n/a	n/a	n/a	n/a	n/a	n/a		
		11°	20.98	20.83	15.74	20.95	18.19	20.82	14.85	20.86	18.82		
		12°	20.91	20.98	15.58	20.90	18.07	20.93	14.84	20.89	18.83		
		13°	21.00	20.98	15.63	20.89	18.12	20.93	14.82	20.92	18.87		
		14°	20.89	20.95	15.72	20.96	18.21	20.91	14.91	20.82	18.89		
		15°	20.89	20.85	15.60	20.99	18.15	20.99	14.91	20.87	18.92		
		20°	20.81	20.92	15.75	20.85	18.23	20.87	14.93	20.93	18.89		
		35°	20.93	20.86	15.73	20.94	18.18	20.90	14.91	20.84	18.88		
		45°	20.84	20.99	15.57	20.87	18.06	20.95	15.00	20.81	18.87		
		55°	20.93	20.89	15.56	20.87	18.20	20.90	14.88	20.99	18.99		
		65°	20.81	20.97	15.74	20.87	18.13	20.96	14.81	20.91	18.93		
		75°	20.88	20.99	15.69	20.89	18.24	20.85	14.91	20.81	18.94		
		85°	20.86	20.82	15.72	20.96	18.09	20.83	14.92	20.85	18.92		
		95°	20.88	20.99	15.56	20.86	18.16	20.98	15.00	21.00	18.97		
		105°	20.82	20.90	15.61	20.98	18.15	20.84	14.89	20.95	19.00		
		115°	20.86	20.85	15.60	20.81	18.08	20.88	14.86	20.93	19.00		
		125°	20.86	20.83	15.75	20.98	18.09	20.99	14.93	20.86	18.96		
		135°	20.90	20.93	15.73	20.82	18.09	20.81	14.84	20.84	18.91		
		145°	20.82	20.93	15.64	20.86	18.11	20.96	14.83	20.95	18.93		
		155°	20.87	20.93	15.65	20.95	18.11	20.91	14.95	20.95	18.99		
		165°	20.89	20.95	15.73	20.93	18.06	20.98	14.86	20.97	18.85		
		175°	20.93	20.91	15.69	20.89	18.06	20.86	14.97	20.81	18.84		
		185°	20.86	20.95	15.64	20.97	18.18	20.85	14.89	20.84	18.89		
		186°	20.81	20.84	15.75	20.91	18.13	20.99	14.82	20.88	18.92		
		187°	20.85	20.88	15.63	20.99	18.09	20.86	14.83	20.82	18.93		
		188°	20.81	20.86	15.74	20.92	18.10	20.86	14.84	20.86	18.87		
		189°	20.85	20.82	15.74	20.83	18.17	20.86	14.83	20.92	18.88		
		Tablet mode		190°	20.86	20.94	15.68	20.92	18.06	20.88	14.92	20.85	18.94
				191°	17.82	14.99	14.91	14.91	14.97	14.97	14.87	14.86	14.94
				192°	18.00	14.82	14.98	14.91	14.88	14.99	14.88	14.92	14.88
193°	17.84			14.91	14.86	14.82	14.93	14.85	14.94	14.91	14.96		
194°	17.94			14.94	14.81	14.90	14.83	14.84	14.96	14.90	14.89		
195°	17.99			14.96	14.94	14.93	14.81	14.95	14.97	14.93	14.81		
205°	17.99			14.88	14.94	14.84	14.91	14.95	14.97	14.95	14.96		
215°	17.84			14.87	14.85	14.94	14.85	14.95	14.95	14.91	14.97		
225°	17.89			14.89	14.92	14.84	14.92	14.91	14.90	14.94	14.94		
235°	17.84			14.96	14.82	14.93	14.84	14.81	14.96	14.86	15.00		
245°	17.89			14.90	14.88	14.93	14.84	14.84	14.95	14.86	14.97		
255°	17.97			14.86	14.81	14.93	14.85	14.86	14.93	14.85	14.92		
265°	17.94			15.00	14.94	14.86	14.85	14.84	14.82	14.86	14.85		
275°	17.87			14.95	14.93	14.93	14.95	14.83	14.92	14.85	14.92		
285°	17.92			14.88	14.94	14.95	14.84	14.92	14.96	14.95	14.91		
295°	17.81			14.95	14.89	14.95	15.00	14.97	14.89	14.90	14.91		
305°	17.93			14.84	14.97	14.88	14.92	14.95	14.89	14.84	14.88		
315°	17.96			14.98	14.99	14.82	14.87	14.87	14.81	14.96	14.82		
325°	17.81			14.81	14.93	14.82	14.92	14.84	14.88	14.81	14.87		
335°	17.97			14.90	14.86	14.89	14.85	14.83	14.88	14.94	14.88		
345°	17.96			14.92	15.00	14.94	14.95	14.85	14.83	14.87	14.94		
355°	17.87			14.94	14.87	14.89	14.89	14.96	14.96	14.97	14.96		
356°	17.85			14.99	14.82	14.87	14.94	14.92	14.86	14.86	14.85		
357°	17.87			14.89	14.91	14.86	14.90	14.89	14.87	14.87	14.83		
358°	17.91			14.91	15.00	14.82	14.96	14.90	14.95	14.99	14.92		
359°	17.90			14.94	14.96	14.93	15.00	14.87	14.82	14.94	14.96		
360°	17.97			14.81	14.85	14.98	14.93	14.97	14.87	14.90	14.88		
TX1(Chain-A)				11°	17.92	14.89	14.87	14.93	14.81	14.87	14.87	14.91	14.88
				12°	17.84	14.95	14.88	14.81	14.88	14.84	14.89	14.94	14.94
				13°	17.99	14.86	14.81	14.88	14.93	14.84	14.96	14.88	14.81
		14°	17.87	14.81	14.88	14.96	14.99	14.91	14.83	14.90	14.82		
		15°	17.88	14.86	14.82	14.93	14.89	14.94	14.85	14.89	14.86		
		25°	17.87	14.94	14.93	14.85	14.90	14.96	14.87	14.88	14.91		
		35°	17.96	14.94	15.00	14.92	14.91	14.87	14.95	14.84	14.99		
		45°	17.85	14.82	14.93	14.88	14.99	14.91	14.81	14.89	14.84		
		55°	17.99	14.89	14.94	14.88	14.96	14.92	14.86	14.97	14.84		
		65°	17.90	14.85	14.83	14.82	14.84	14.97	14.88	14.85	14.81		
		75°	17.93	14.86	14.89	14.99	14.85	14.94	15.00	14.85	14.92		
		85°	17.86	14.94	14.85	14.91	14.94	14.94	14.89	14.88	14.85		
		95°	17.84	14.88	14.95	14.89	14.81	14.88	15.00	14.93	14.96		
		105°	17.96	14.89	14.83	14.95	14.89	14.89	14.89	14.85	14.83		
		115°	17.97	14.90	14.82	14.90	15.00	14.95	14.92	14.95	14.85		
		125°	17.82	14.89	14.94	14.93	14.88	14.81	14.82	14.84	14.97		
		135°	17.91	14.94	14.93	14.99	15.00	14.87	14.83	14.99	14.84		
		145°	17.96	14.83	14.83	14.82	14.93	14.86	14.91	14.99	14.99		
		155°	17.90	15.00	14.84	14.91	14.88	14.91	15.00	14.99	15.00		
		165°	17.83	14.99	15.00	14.99	14.99	14.86	14.86	14.81	14.89		
		175°	17.98	14.85	14.81	14.82	14.94	14.99	14.98	14.98	14.99		
		185°	17.99	14.84	14.90	14.97	14.92	14.98	14.89	14.88	14.81		
		195°	17.85	14.90	14.82	14.92	14.84	14.94	14.93	14.96	15.00		
		205°	17.84	14.90	14.85	14.92	14.95	14.99	14.97	14.82	14.88		
		215°	17.85	14.88	14.98	14.96	14.96	15.00	14.86	14.89	14.82		
		225°	17.89	14.84	14.95	14.90	14.99	14.96	14.96	14.94	14.93		
		235°	17.81	14.89	14.86	14.88	14.96	14.87	14.90	14.81	14.91		
		245°	17.83	14.99	14.88	14.88	14.93	14.98	14.93	14.88	14.81		
		255°	18.00	14.94	14.81	14.98	15.00	15.00	14.99	14.94	15.00		
		265°	17.92	14.82	14.85	14.96	14.85	14.99	14.86	14.83	14.90		
275°	17.98	14.99	14.91	14.93	14.99	14.91	14.98	14.82	15.00				
285°	18.00	14.98	14.85	14.95	14.88	14.87	14.87	14.87	14.97				
295°	17.89	14.97	14.98	14.91	14.93	14.83	14.98	14.90	14.87				
305°	17.85	14.90	14.98	14.81	14.83	14.93	14.90	14.97	14.98				
315°	18.00	14.98	14.85	14.82	14.83	14.90	14.97	14.89	14.83				
325°	17.88	14.82	14.86	14.89	14.89	14.81	14.88	14.84	14.86				
335°	17.89	14.84	15.00	14.94	14.82	14.85	14.81	14.99	14.81				
345°	17.92	14.84	14.92	14.97	14.95	14.84	14.94	14.94	14.82				
355°	17.82	14.88	14.88	14.83	14.84	14.95	14.83	14.98	14.92				
356°	17.81	14.89	14.97	14.88	14.94	14.89	14.92	14.83	14.89				
357°	17.88	14.86	14.93	14.97	14.90	14.91	14.82	15.00	14.95				
358°	17.82	14.88	14.96	14.83	14.87	14.89	14.93	14.81	14.81				
359°	17.86	14.85	14.96	14.81	14.85	14.85	14.81	14.93	14.89				
360°	17.84	14.94	14.86	14.81	14.99	15.00	14.82	15.00	14.93				

Antenna	Operation mode	Lid angle	802.11b	802.11n(40M) 5.2G	802.11ac(160M) 5.2G	802.11n(40M) 5.3G	802.11ac(80M) 5.3G	802.11ac(80M) 5.6G	802.11ac(160M) 5.6G	802.11n(40M) 5.8G	802.11ac(80M) 5.8G	
TX1(Chain-A)	Book mode (vertical)	360°	17.85	14.87	14.97	14.90	14.96	14.92	14.84	14.90	14.96	
		359°	17.99	14.99	14.81	14.87	14.93	14.82	14.84	14.85	14.86	
		358°	17.86	14.90	14.93	14.84	14.94	14.87	14.96	14.97	14.98	
		357°	17.85	14.86	14.89	14.81	14.99	14.93	14.89	14.89	14.99	
		356°	17.83	14.94	14.90	14.93	15.00	14.82	14.88	14.88	14.82	
		355°	17.95	14.98	14.89	14.83	14.85	15.00	14.92	14.88	14.88	
		345°	17.92	14.92	14.83	14.89	14.84	14.87	14.86	14.88	14.92	
		335°	17.96	14.85	14.86	14.98	14.96	14.82	14.93	14.99	14.98	
		325°	17.81	14.97	14.90	14.91	14.87	14.87	14.90	14.81	14.82	
		315°	17.96	14.82	14.86	14.87	14.92	14.83	14.97	14.81	14.82	
		305°	17.99	14.95	14.91	14.95	14.96	14.85	14.81	14.96	14.85	
		295°	17.98	14.96	14.86	14.98	14.90	14.98	14.92	14.99	14.89	
		285°	17.96	15.00	15.00	14.95	14.88	14.83	14.83	14.91	14.83	
		275°	17.90	14.88	14.93	14.98	14.89	14.81	14.89	14.82	14.86	
		265°	17.88	14.92	14.86	14.91	14.95	14.83	14.89	14.89	14.98	
		255°	17.85	14.96	14.83	14.94	14.92	15.00	14.84	14.91	14.99	
		245°	17.97	14.90	14.88	14.85	14.91	14.85	14.88	14.86	14.97	
		235°	17.91	14.86	14.88	14.88	14.93	14.91	14.85	14.88	14.90	
		225°	17.85	14.98	14.85	14.96	14.91	14.85	14.90	14.82	14.89	
		215°	17.98	14.88	15.00	14.94	14.97	14.94	14.91	14.95	14.89	
		205°	17.99	15.00	14.91	14.93	14.86	14.88	14.81	14.96	14.88	
		195°	17.92	14.94	14.98	14.90	14.89	14.99	15.00	14.87	14.88	
		185°	17.93	14.82	14.86	15.00	14.92	14.92	14.82	14.93	14.84	
		175°	17.93	14.89	14.86	14.82	14.81	14.86	14.82	14.92	14.92	
		165°	17.96	14.85	14.82	14.94	14.86	14.94	14.99	14.97	14.81	
		155°	17.82	14.82	15.00	14.97	14.93	14.83	14.98	14.86	14.99	
		145°	17.93	14.85	14.89	14.98	14.83	14.97	14.93	14.92	14.90	
		135°	18.00	14.98	14.96	14.89	14.84	15.00	14.94	14.95	14.97	
		125°	17.88	14.84	14.98	14.99	15.00	14.92	14.87	14.88	14.96	
		115°	17.90	14.87	14.87	14.99	14.93	14.82	14.82	14.85	14.83	
		105°	17.88	14.91	14.87	14.81	14.81	14.85	14.87	14.84	14.89	
		95°	17.95	14.88	14.90	14.92	14.96	14.82	14.96	14.86	14.83	
		85°	17.81	14.93	14.90	14.90	14.82	14.81	14.89	14.89	14.98	
		75°	17.93	14.94	14.90	14.83	14.83	14.95	14.97	14.83	14.92	
		65°	17.87	14.91	14.81	14.81	14.97	14.90	14.86	14.96	14.97	
		55°	17.82	14.97	14.98	14.82	14.95	14.85	14.83	14.81	14.88	
		45°	17.90	14.99	14.81	14.86	14.97	14.90	14.81	14.98	14.83	
		35°	17.88	14.85	14.85	14.97	14.90	14.86	14.84	14.84	14.88	
		25°	17.85	14.95	14.99	14.95	14.84	14.91	14.93	14.97	14.92	
		15°	17.94	14.95	14.92	14.94	14.91	14.84	14.98	14.81	14.90	
		14°	17.85	14.97	14.94	14.94	14.85	14.96	14.94	14.83	14.89	
		13°	17.85	14.83	14.93	14.90	14.91	14.85	14.94	14.93	14.82	
		12°	17.95	14.97	14.92	14.82	14.87	14.84	14.97	14.94	14.85	
		11°	17.89	14.97	14.85	14.96	14.81	14.92	14.89	14.98	14.87	
	Tablet mode	TX1(Chain-A)	360°	17.86	14.81	14.91	14.96	14.93	14.96	14.92	14.92	14.94
			359°	17.89	14.97	14.88	14.87	14.85	14.85	14.92	14.88	14.82
			358°	17.81	14.92	14.94	14.88	14.90	14.92	14.84	14.89	14.91
			357°	17.95	15.00	14.97	14.82	14.94	14.96	14.90	14.92	14.85
			356°	17.83	14.85	14.96	14.91	14.89	14.81	14.98	14.94	14.86
			355°	18.00	14.92	15.00	14.82	14.93	14.84	14.94	14.88	15.00
			345°	17.91	14.91	14.99	14.91	14.94	15.00	14.87	14.81	14.96
			335°	17.82	14.92	14.85	14.95	14.90	14.87	14.95	14.85	14.99
			325°	17.87	14.83	14.85	14.81	14.92	14.93	14.88	14.86	14.85
			315°	17.96	14.87	14.97	15.00	14.94	14.96	14.95	14.82	14.92
			305°	17.89	14.88	14.99	14.89	14.99	14.84	14.82	14.92	14.93
			295°	17.81	14.99	14.93	14.94	14.85	14.92	14.82	14.95	14.88
			285°	17.99	14.94	14.86	14.90	14.92	14.85	14.94	14.90	14.90
			275°	17.92	14.98	14.86	14.90	14.99	14.97	14.98	14.88	14.85
			265°	17.98	14.88	14.97	14.83	14.90	15.00	15.00	14.84	14.94
			255°	17.92	14.93	14.82	14.86	14.96	14.93	14.93	14.84	14.82
			245°	17.85	14.87	14.84	14.89	14.92	14.84	14.98	14.94	14.88
			235°	17.84	14.88	14.95	14.89	14.99	14.88	14.97	14.92	14.95
			225°	17.82	14.95	14.81	14.81	14.95	14.90	14.86	14.83	14.88
			215°	17.90	14.87	14.90	14.84	15.00	14.88	14.86	14.99	14.83
			205°	17.96	14.96	14.94	14.86	14.88	14.82	14.87	14.83	14.97
			195°	17.95	15.00	14.89	14.88	14.98	14.81	14.84	14.84	14.82
			194°	17.91	14.83	14.94	14.84	14.87	14.90	14.96	14.81	14.92
			193°	17.88	14.96	14.84	14.87	14.86	14.91	14.90	15.00	14.99
			192°	17.94	14.97	14.93	14.93	14.82	15.00	14.91	14.99	14.98
			191°	17.82	14.86	14.90	14.91	14.92	14.91	14.87	14.87	14.90
			190°	20.96	20.98	15.75	20.97	18.17	20.99	14.97	20.93	19.00
			189°	20.85	20.91	15.59	20.87	18.19	20.97	14.87	20.96	18.95
			188°	20.90	20.94	15.62	20.91	18.12	20.84	14.90	20.81	18.83
			187°	20.98	20.88	15.67	20.92	18.24	21.00	14.86	20.97	18.87
			186°	20.85	20.85	15.59	20.84	18.06	20.93	14.92	20.86	19.00
			185°	20.90	20.87	15.57	20.91	18.06	20.91	14.86	20.82	18.96
			175°	20.91	20.97	15.66	20.86	18.25	20.93	14.95	20.96	18.94
			165°	20.85	21.00	15.75	20.98	18.16	20.81	14.83	20.89	18.86
			155°	20.99	20.86	15.64	20.85	18.17	20.91	14.90	20.93	18.87
			145°	20.86	20.83	15.59	20.84	18.21	20.94	14.95	20.91	18.96
			135°	20.82	21.00	15.58	20.91	18.18	20.90	14.90	20.99	18.81
			125°	20.81	20.83	15.60	20.96	18.15	20.81	14.84	20.97	18.93
			115°	20.91	20.92	15.62	20.99	18.15	20.97	14.96	20.92	18.93
			105°	20.85	20.82	15.66	20.90	18.17	20.92	14.93	20.99	18.91
			95°	20.98	20.94	15.70	20.95	18.17	20.89	14.88	20.97	18.88
			85°	20.87	20.93	15.66	20.82	18.15	20.93	14.82	20.96	18.91
			75°	20.90	20.94	15.61	20.99	18.22	20.92	14.99	20.81	18.83
			65°	21.00	20.84	15.57	20.84	18.18	20.84	15.00	20.83	18.99
			55°	20.91	20.88	15.73	20.85	18.10	20.82	14.86	20.96	18.85
			45°	20.82	20.97	15.57	20.93	18.08	20.92	14.99	20.91	18.88
			35°	21.00	20.95	15.61	20.95	18.12	20.92	14.96	20.93	18.99
			25°	20.98	20.82	15.64	20.99	18.25	20.83	14.81	21.00	18.93
			15°	20.99	20.85	15.75	20.97	18.21	20.98	14.96	20.90	18.98
			14°	20.91	20.96	15.66	20.84	18.08	20.98	14.87	20.84	18.97
			13°	20.81	20.96	15.75	20.93	18.06	20.90	14.94	21.00	18.82
			12°	20.89	20.89	15.72	21.00	18.24	21.00	14.99	20.99	18.88
			11°	20.99	20.98	15.58	20.82	18.22	20.93	14.95	20.83	18.93
	Lid close	TX1(Chain-A)	11°	n/a	n/a	n/a	n/a	n/a	n/a	n/a	n/a	n/a
			10°	n/a	n/a	n/a	n/a	n/a	n/a	n/a	n/a	n/a
			9°	n/a	n/a	n/a	n/a	n/a	n/a	n/a	n/a	n/a
8°			n/a	n/a	n/a	n/a	n/a	n/a	n/a	n/a	n/a	
7°			n/a	n/a	n/a	n/a	n/a	n/a	n/a	n/a	n/a	
6°			n/a	n/a	n/a	n/a	n/a	n/a	n/a	n/a	n/a	
5°			n/a	n/a	n/a	n/a	n/a	n/a	n/a	n/a	n/a	
4°			n/a	n/a	n/a	n/a	n/a	n/a	n/a	n/a	n/a	
3°			n/a	n/a	n/a	n/a	n/a	n/a	n/a	n/a	n/a	
2°			n/a	n/a	n/a	n/a	n/a	n/a	n/a	n/a	n/a	

1.7 The SAR Measurement System

A block diagram of the SAR measurement System is given in Fig. a. This SAR Measurement System uses a Computer-controlled 3-D stepper motor system (SPEAG DASY 5 professional system). The model EX3DV4 field probe is used to determine the internal electric fields. The SAR can be obtained from the equation $SAR = \sigma (|E|)^2 / \rho$ where σ and ρ are the conductivity and mass density of the tissue-simulant.

The DASY 5 system for performing compliance tests consists of the following items:

1. A standard high precision 6-axis robot (Staubli RX family) with controller, teach pendant and software. An arm extension is for accommodating the data acquisition electronics (DAE).
2. A dosimetric probe, i.e., an isotropic E-field probe optimized and calibrated for usage in tissue simulating liquid. The probe is equipped with an optical surface detector system.
3. A data acquisition electronics (DAE) which performs the signal amplification, signal multiplexing, AD-conversion, offset measurements, mechanical surface detection, collision detection, etc. The unit is battery powered with standard or rechargeable batteries. The signal is optically transmitted to the EOC.

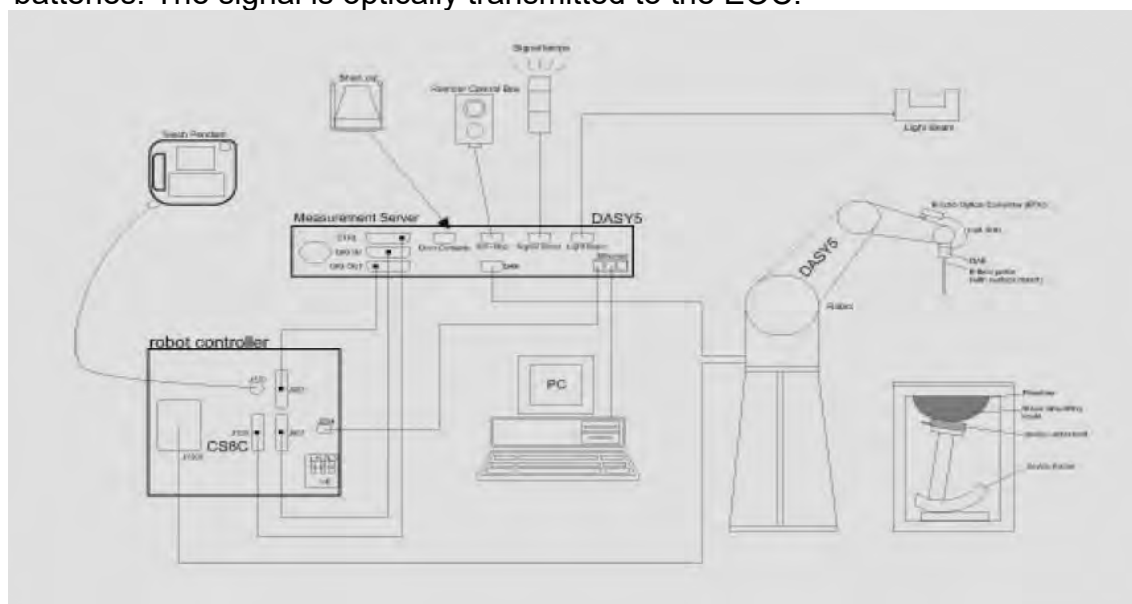


Fig. a The block diagram of SAR system

Unless otherwise stated the results shown in this test report refer only to the sample(s) tested and such sample(s) are retained for 90 days only.
除非另有說明，此報告結果僅對測試之樣品負責，同時此樣品僅保留90天。本報告未經本公司書面許可，不可部份複製。

This document is issued by the Company subject to its General Conditions of Service printed overleaf, available on request or accessible at www.sgs.com/terms_and_conditions.htm and for electronic format documents, subject to Terms and Conditions for Electronic Documents at www.sgs.com/terms_e-document.htm. Attention is drawn to the limitation of liability, indemnification and jurisdiction issues defined therein. Any holder of this document is advised that information contained hereon reflects the Company's findings at the time of its intervention only and within the limits of Client's instructions, if any. The Company's sole responsibility is to its Client and this document does not exonerate parties to a transaction from exercising all their rights and obligations under the transaction documents. This document cannot be reproduced except in full, without prior written approval of the Company. Any unauthorized alteration, forgery or falsification of the content or appearance of this document is unlawful and offenders may be prosecuted to the fullest extent of the law.

4. The Electro-optical converter (EOC) performs the conversion between optical and electrical of the signals for the digital communication to the DAE and for the analog signal from the optical surface detection. The EOC is connected to the measurement server.
5. The function of the measurement server is to perform the time critical tasks such as signal filtering, control of the robot operation and fast movement interrupts.
6. A probe alignment unit which improves the (absolute) accuracy of the probe positioning.
7. A computer operating Windows 7.
8. DASY 5 software.
9. Remote control with teach pendant and additional circuitry for robot safety such as warning lamps, etc.
10. Tissue simulating liquid mixed according to the given recipes.
11. Validation dipole kits allowing to validate the proper functioning of the system.

Unless otherwise stated the results shown in this test report refer only to the sample(s) tested and such sample(s) are retained for 90 days only.

除非另有說明，此報告結果僅對測試之樣品負責，同時此樣品僅保留90天。本報告未經本公司書面許可，不可部份複製。

This document is issued by the Company subject to its General Conditions of Service printed overleaf, available on request or accessible at www.sgs.com/terms_and_conditions.htm and for electronic format documents, subject to Terms and Conditions for Electronic Documents at www.sgs.com/terms_e-document.htm. Attention is drawn to the limitation of liability, indemnification and jurisdiction issues defined therein. Any holder of this document is advised that information contained hereon reflects the Company's findings at the time of its intervention only and within the limits of Client's instructions, if any. The Company's sole responsibility is to its Client and this document does not exonerate parties to a transaction from exercising all their rights and obligations under the transaction documents. This document cannot be reproduced except in full, without prior written approval of the Company. Any unauthorized alteration, forgery or falsification of the content or appearance of this document is unlawful and offenders may be prosecuted to the fullest extent of the law.

SGS Taiwan Ltd.

No.134,Wu Kung Road, New Taipei Industrial Park, Wuku District, New Taipei City, Taiwan 24803/新北市五股區新北產業園區五工路 134 號

台灣檢驗科技股份有限公司

t (886-2) 2299-3279


f (886-2) 2298-0488

www.tw.sgs.com

Member of SGS Group

1.8 System Components

EX3DV4 E-Field Probe

Construction	Symmetrical design with triangular core Built-in shielding against static charges PEEK enclosure material (resistant to organic solvents, e.g., DGBE)		
Calibration	Basic Broad Band Calibration in air Conversion Factors (CF) for HSL 2450/5200/5300/5600/5800 MHz Additional CF for other liquids and frequencies upon request		
Frequency	10 MHz to > 6 GHz		
Directivity	± 0.3 dB in HSL (rotation around probe axis) ± 0.5 dB in tissue material (rotation normal to probe axis)		
Dynamic Range	10 μ W/g to > 100 mW/g Linearity: ± 0.2 dB (noise: typically < 1 μ W/g)		
Dimensions	Tip diameter: 2.5 mm		
Application	High precision dosimetric measurements in any exposure scenario (e.g., very strong gradient fields). Only probe which enables compliance testing for frequencies up to 6 GHz with precision of better 30%.		

Unless otherwise stated the results shown in this test report refer only to the sample(s) tested and such sample(s) are retained for 90 days only.
除非另有說明，此報告結果僅對測試之樣品負責，同時此樣品僅保留90天。本報告未經本公司書面許可，不可部份複製。

This document is issued by the Company subject to its General Conditions of Service printed overleaf, available on request or accessible at www.sgs.com/terms_and_conditions.htm and for electronic format documents, subject to Terms and Conditions for Electronic Documents at www.sgs.com/terms_e-document.htm. Attention is drawn to the limitation of liability, indemnification and jurisdiction issues defined therein. Any holder of this document is advised that information contained hereon reflects the Company's findings at the time of its intervention only and within the limits of Client's instructions, if any. The Company's sole responsibility is to its Client and this document does not exonerate parties to a transaction from exercising all their rights and obligations under the transaction documents. This document cannot be reproduced except in full, without prior written approval of the Company. Any unauthorized alteration, forgery or falsification of the content or appearance of this document is unlawful and offenders may be prosecuted to the fullest extent of the law.

PHANTOM

Model	ELI
Construction	The ELI phantom is used for compliance testing of handheld and body-mounted wireless devices in the frequency range of 30 MHz to 6 GHz. ELI is fully compatible with the IEC 62209-2 standard and all known tissue simulating liquids. ELI has been optimized regarding its performance and can be integrated into our standard phantom tables. A cover prevents evaporation of the liquid. Reference markings on the phantom allow installation of the complete setup, including all predefined phantom positions and measurement grids, by teaching three points. The phantom is compatible with all SPEAG dosimetric probes and dipoles.
Shell Thickness	2 ± 0.2 mm
Filling Volume	Approx. 30 liters
Dimensions	Major axis: 600 mm Minor axis: 400 mm



DEVICE HOLDER

Construction	The device holder (Supporter) for Notebook is made by POM (polyoxymethylene resin) , which is non-metal and non-conductive. The height can be adjusted to fit varies kind of notebooks.
--------------	---



Device Holder

Unless otherwise stated the results shown in this test report refer only to the sample(s) tested and such sample(s) are retained for 90 days only.
除非另有說明，此報告結果僅對測試之樣品負責，同時此樣品僅保留90天。本報告未經本公司書面許可，不可部份複製。

This document is issued by the Company subject to its General Conditions of Service printed overleaf, available on request or accessible at www.sgs.com/terms_and_conditions.htm and for electronic format documents, subject to Terms and Conditions for Electronic Documents at www.sgs.com/terms_e-document.htm. Attention is drawn to the limitation of liability, indemnification and jurisdiction issues defined therein. Any holder of this document is advised that information contained hereon reflects the Company's findings at the time of its intervention only and within the limits of Client's instructions, if any. The Company's sole responsibility is to its Client and this document does not exonerate parties to a transaction from exercising all their rights and obligations under the transaction documents. This document cannot be reproduced except in full, without prior written approval of the Company. Any unauthorized alteration, forgery or falsification of the content or appearance of this document is unlawful and offenders may be prosecuted to the fullest extent of the law.

1.9 SAR System Verification

The microwave circuit arrangement for system verification is sketched in Fig. b. The daily system accuracy verification occurs within the flat section of the SAM phantom. A SAR measurement was performed to see if the measured SAR was within $\pm 10\%$ from the target SAR values. These tests were done at 2450/5200/5300/5600/5800 MHz. The tests were conducted on the same days as the measurement of the DUT. The obtained results from the system accuracy verification are displayed in the table 1 (SAR values are normalized to 1W forward power delivered to the dipole). During the tests, the liquid depth above the ear reference points was $\geq 15 \text{ cm} \pm 5 \text{ mm}$ (frequency $\leq 3 \text{ GHz}$) or $\geq 10 \text{ cm} \pm 5 \text{ mm}$ (frequency $> 3 \text{ GHz}$) in all the cases. It is seen that the system is operating within its specification, as the results are within acceptable tolerance of the reference values.

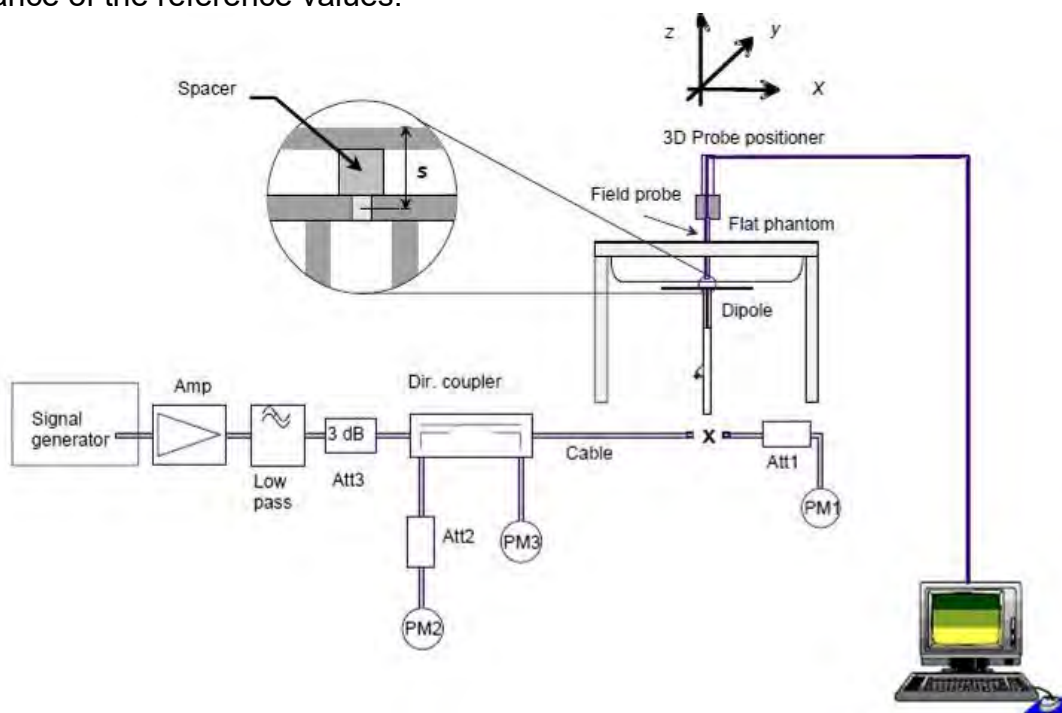


Fig. b The block diagram of system verification

Unless otherwise stated the results shown in this test report refer only to the sample(s) tested and such sample(s) are retained for 90 days only.

除非另有說明，此報告結果僅對測試之樣品負責，同時此樣品僅保留90天。本報告未經本公司書面許可，不可部份複製。

This document is issued by the Company subject to its General Conditions of Service printed overleaf, available on request or accessible at www.sgs.com/terms_and_conditions.htm and for electronic format documents, subject to Terms and Conditions for Electronic Documents at www.sgs.com/terms_e-document.htm. Attention is drawn to the limitation of liability, indemnification and jurisdiction issues defined therein. Any holder of this document is advised that information contained hereon reflects the Company's findings at the time of its intervention only and within the limits of Client's instructions, if any. The Company's sole responsibility is to its Client and this document does not exonerate parties to a transaction from exercising all their rights and obligations under the transaction documents. This document cannot be reproduced except in full, without prior written approval of the Company. Any unauthorized alteration, forgery or falsification of the content or appearance of this document is unlawful and offenders may be prosecuted to the fullest extent of the law.

Validation Kit	S/N	Frequency (MHz)		1W Target SAR-1g (mW/g)	pin=250mW Measured SAR-1g (mW/g)	Measured SAR-1g normalized to 1W (mW/g)	Deviation (%)	Measured Date
D2450V2	727	2450	Head	53	13.60	49.6	-6.42%	Jun. 13, 2019
Validation Kit	S/N	Frequency (MHz)		1W Target SAR-1g (mW/g)	Pin=100mW Measured SAR-1g (mW/g)	Measured SAR-1g normalized to 1W (mW/g)	Deviation (%)	Measured Date
D5GHzV2	1023	5200	Head	79.2	8.15	81.5	2.90%	Jun. 14, 2019
		5300	Head	82.6	7.95	79.5	-3.75%	Jun. 15, 2019
		5600	Head	85.7	8.22	82.2	-4.08%	Jun. 16, 2019
		5800	Head	80.4	7.78	77.8	-3.23%	Jun. 17, 2019

Table 1. Results of system verification

Unless otherwise stated the results shown in this test report refer only to the sample(s) tested and such sample(s) are retained for 90 days only.

除非另有說明，此報告結果僅對測試之樣品負責，同時此樣品僅保留90天。本報告未經本公司書面許可，不可部份複製。

This document is issued by the Company subject to its General Conditions of Service printed overleaf, available on request or accessible at www.sgs.com/terms_and_conditions.htm and for electronic format documents, subject to Terms and Conditions for Electronic Documents at www.sgs.com/terms_e-document.htm. Attention is drawn to the limitation of liability, indemnification and jurisdiction issues defined therein. Any holder of this document is advised that information contained hereon reflects the Company's findings at the time of its intervention only and within the limits of Client's instructions, if any. The Company's sole responsibility is to its Client and this document does not exonerate parties to a transaction from exercising all their rights and obligations under the transaction documents. This document cannot be reproduced except in full, without prior written approval of the Company. Any unauthorized alteration, forgery or falsification of the content or appearance of this document is unlawful and offenders may be prosecuted to the fullest extent of the law.

1.10 Tissue Simulant Fluid for the Frequency Band

The dielectric properties for this Head-simulant fluid were measured by using the Agilent Model 85070E Dielectric Probe (rates frequency band 200 MHz to 20 GHz) in conjunction with Network Analyzer.

All dielectric parameters of tissue simulates were measured within 24 hours of SAR measurements. The measured conductivity and permittivity are all within $\pm 5\%$ of the target values.

The depth of the tissue simulant in the flat section of the phantom was $\geq 15 \text{ cm} \pm 5 \text{ mm}$ (Frequency $\leq 3\text{G}$) or $\geq 10 \text{ cm} \pm 5 \text{ mm}$ (Frequency $>3\text{G}$) during all tests. (Fig. 2)

Tissue Type	Measurement Date	Measured Frequency (MHz)	Target Dielectric Constant, ϵ_r	Target Conductivity, σ (S/m)	Measured Dielectric Constant, ϵ_r	Measured Conductivity, σ (S/m)	% dev ϵ_r	% dev σ
Head	Jun, 13. 2019	2402	39.285	1.757	37.869	1.819	-3.61%	3.51%
		2412	39.268	1.766	37.806	1.836	-3.72%	3.95%
		2417	39.259	1.771	37.783	1.839	-3.76%	3.84%
		2437	39.223	1.788	37.753	1.864	-3.75%	4.25%
		2441	39.216	1.792	37.719	1.865	-3.82%	4.07%
		2442	39.214	1.793	37.716	1.867	-3.82%	4.13%
		2450	39.200	1.800	37.678	1.877	-3.88%	4.28%
		2457	39.191	1.808	37.654	1.888	-3.92%	4.42%
		2462	39.185	1.813	37.648	1.893	-3.92%	4.41%
		2480	39.162	1.827	37.606	1.912	-3.97%	4.67%
	Jun, 14. 2019	5190	35.997	4.645	35.822	4.668	-0.49%	0.50%
		5200	35.986	4.655	35.714	4.673	-0.76%	0.39%
		5210	35.974	4.665	35.601	4.694	-1.04%	0.62%
		5230	35.860	4.768	35.511	4.743	-0.97%	-0.52%
		5250	35.929	4.706	35.508	4.762	-1.17%	1.19%
	Jun, 15. 2019	5270	35.906	4.727	35.506	4.798	-1.11%	1.51%
		5290	35.883	4.747	35.503	4.801	-1.06%	1.14%
		5300	35.871	4.758	35.426	4.808	-1.24%	1.05%
		5310	35.860	4.768	35.321	4.813	-1.50%	0.95%
	Jun, 16. 2019	5530	35.609	4.993	34.654	4.925	-2.68%	-1.36%
		5570	35.563	5.034	34.520	4.986	-2.93%	-0.95%
		5600	35.529	5.065	34.502	4.993	-2.89%	-1.42%
		5610	35.517	5.075	34.486	5.102	-2.90%	0.53%
	Jun, 17. 2019	5690	35.426	5.157	34.386	5.331	-2.94%	3.37%
		5755	35.351	5.224	34.218	5.421	-3.21%	3.77%
		5775	35.329	5.244	33.919	5.443	-3.99%	3.79%
		5800	35.300	5.270	33.904	5.453	-3.95%	3.47%

Table 2. Dielectric Parameters of Tissue Simulant Fluid

Unless otherwise stated the results shown in this test report refer only to the sample(s) tested and such sample(s) are retained for 90 days only.

除非另有說明，此報告結果僅對測試之樣品負責，同時此樣品僅保留90天。本報告未經本公司書面許可，不可部份複製。

This document is issued by the Company subject to its General Conditions of Service printed overleaf, available on request or accessible at www.sgs.com/terms_and_conditions.htm and for electronic format documents, subject to Terms and Conditions for Electronic Documents at www.sgs.com/terms_e-document.htm. Attention is drawn to the limitation of liability, indemnification and jurisdiction issues defined therein. Any holder of this document is advised that information contained hereon reflects the Company's findings at the time of its intervention only and within the limits of Client's instructions, if any. The Company's sole responsibility is to its Client and this document does not exonerate parties to a transaction from exercising all their rights and obligations under the transaction documents. This document cannot be reproduced except in full, without prior written approval of the Company. Any unauthorized alteration, forgery or falsification of the content or appearance of this document is unlawful and offenders may be prosecuted to the fullest extent of the law.

The composition of the body tissue simulating liquid:

Frequency (MHz)	Mode	Ingredient						Total amount
		DGMBE	Water	Salt	Preventol D-7	Cellulose	Sugar	
2450	Head	550ml	450ml	—	—	—	—	1.0L(Kg)

Simulating Liquids for 5 GHz, Manufactured by SPEAG:

Ingredients	Water	Esters, Emulsifiers, Inhibitors	Sodium and Salt
(% by weight)	60-80	20-40	0-1.5

Table 3. Recipes for Tissue Simulating Liquid

Unless otherwise stated the results shown in this test report refer only to the sample(s) tested and such sample(s) are retained for 90 days only.

除非另有說明，此報告結果僅對測試之樣品負責，同時此樣品僅保留90天。本報告未經本公司書面許可，不可部份複製。

This document is issued by the Company subject to its General Conditions of Service printed overleaf, available on request or accessible at www.sgs.com/terms_and_conditions.htm and for electronic format documents, subject to Terms and Conditions for Electronic Documents at www.sgs.com/terms_e-document.htm. Attention is drawn to the limitation of liability, indemnification and jurisdiction issues defined therein. Any holder of this document is advised that information contained hereon reflects the Company's findings at the time of its intervention only and within the limits of Client's instructions, if any. The Company's sole responsibility is to its Client and this document does not exonerate parties to a transaction from exercising all their rights and obligations under the transaction documents. This document cannot be reproduced except in full, without prior written approval of the Company. Any unauthorized alteration, forgery or falsification of the content or appearance of this document is unlawful and offenders may be prosecuted to the fullest extent of the law.

1.11 Evaluation Procedures

The entire evaluation of the spatial peak values is performed within the Post-processing engine (SEMCAD). The system always gives the maximum values for the 1 g and 10 g cubes. The algorithm to find the cube with highest averaged SAR is divided into the following stages:

1. The extraction of the measured data (grid and values) from the Zoom Scan.
2. The calculation of the SAR value at every measurement point based on all stored data (A/D values and measurement parameters)
3. The generation of a high-resolution mesh within the measured volume
4. The interpolation of all measured values from the measurement grid to the high-resolution grid
5. The extrapolation of the entire 3-D field distribution to the phantom surface over the distance from sensor to surface
6. The calculation of the averaged SAR within masses of 1g and 10g.

The probe is calibrated at the center of the dipole sensors that is located 1 to 2.7mm away from the probe tip. During measurements, the probe stops shortly above the phantom surface, depending on the probe and the surface detecting system. Both distances are included as parameters in the probe configuration file. The software always knows exactly how far away the measured point is from the surface. As the probe cannot directly measure at the surface, the values between the deepest measured point and the surface must be extrapolated. The angle between the probe axis and the surface normal line is less than 30 degree.

In the Area Scan, the gradient of the interpolation function is evaluated to find all the extreme of the SAR distribution. The uncertainty on the locations of the extreme is less than 1/20 of the grid size. Only local maximum within -2 dB of the global maximum are searched and passed for the Cube Scan measurement. In the Cube Scan, the interpolation function is used to extrapolate the Peak SAR from the lowest measurement points to the inner phantom surface (the extrapolation distance). The uncertainty increases with the extrapolation distance. To keep the uncertainty within 1% for the 1 g and 10 g cubes, the extrapolation distance should not be larger than 5mm.

The maximum search is automatically performed after each area scan measurement. It is based on splines in two or three dimensions. The procedure can find the maximum for most SAR distributions even with relatively large grid spacing. After the area scanning measurement, the probe is automatically moved to a position at the interpolated maximum. The following scan can directly use this position for reference, e.g., for a finer resolution grid or the cube evaluations. The 1g and 10g peak evaluations are only available for the predefined cube 7x7x7 scans. The routines are verified and optimized for the grid dimensions used in these cube measurements.

Unless otherwise stated the results shown in this test report refer only to the sample(s) tested and such sample(s) are retained for 90 days only.

除非另有說明，此報告結果僅對測試之樣品負責，同時此樣品僅保留90天。本報告未經本公司書面許可，不可部份複製。

This document is issued by the Company subject to its General Conditions of Service printed overleaf, available on request or accessible at www.sgs.com/terms_and_conditions.htm and for electronic format documents, subject to Terms and Conditions for Electronic Documents at www.sgs.com/terms_e-document.htm. Attention is drawn to the limitation of liability, indemnification and jurisdiction issues defined therein. Any holder of this document is advised that information contained hereon reflects the Company's findings at the time of its intervention only and within the limits of Client's instructions, if any. The Company's sole responsibility is to its Client and this document does not exonerate parties to a transaction from exercising all their rights and obligations under the transaction documents. This document cannot be reproduced except in full, without prior written approval of the Company. Any unauthorized alteration, forgery or falsification of the content or appearance of this document is unlawful and offenders may be prosecuted to the fullest extent of the law.

The measured volume of 30x30x30mm contains about 30g of tissue. The first procedure is an extrapolation (incl. Boundary correction) to get the points between the lowest measured plane and the surface. The next step uses 3D interpolation to get all points within the measured volume. In the last step, a 1g cube is placed numerically into the volume and its averaged SAR is calculated. This cube is moved around until the highest averaged SAR is found. If the highest SAR is found at the edge of the measured volume, the system will issue a warning: higher SAR values might be found outside of the measured volume. In that case the cube measurement can be repeated, using the new interpolated maximum as the center.

1.12 Probe Calibration Procedures

For the calibration of E-field probes in lossy liquids, an electric field with an accurately known field strength must be produced within the measured liquid. For standardization purposes it would be desirable if all measurements which are necessary to assess the correct field strength would be traceable to standardized measurement procedures. In the following two different calibration techniques are summarized:

1.12.1 Transfer Calibration with Temperature Probes

In lossy liquids the specific absorption rate (SAR) is related both to the electric field (E) and the temperature gradient ($\delta T / \delta t$) in the liquid.

$$SAR = \frac{\sigma}{\rho} |E|^2 = c \frac{\delta T}{\delta t}$$

whereby σ is the conductivity, ρ the density and c the heat capacity of the liquid.

Hence, the electric field in lossy liquid can be measured indirectly by measuring the temperature gradient in the liquid. Non-disturbing temperature probes (optical probes or thermistor probes with resistive lines) with high spatial resolution (<1-2 mm) and fast reaction time (<1 s) are available and can be easily calibrated with high precision [1]. The setup and the exciting source have no influence on the calibration; only the relative positioning uncertainties of the standard temperature probe and the E-field probe to be calibrated must be considered. However, several problems limit the available accuracy of probe calibrations with temperature probes:

Unless otherwise stated the results shown in this test report refer only to the sample(s) tested and such sample(s) are retained for 90 days only.
除非另有說明，此報告結果僅對測試之樣品負責，同時此樣品僅保留90天。本報告未經本公司書面許可，不可部份複製。

This document is issued by the Company subject to its General Conditions of Service printed overleaf, available on request or accessible at www.sgs.com/terms_and_conditions.htm and for electronic format documents, subject to Terms and Conditions for Electronic Documents at www.sgs.com/terms_e-document.htm. Attention is drawn to the limitation of liability, indemnification and jurisdiction issues defined therein. Any holder of this document is advised that information contained hereon reflects the Company's findings at the time of its intervention only and within the limits of Client's instructions, if any. The Company's sole responsibility is to its Client and this document does not exonerate parties to a transaction from exercising all their rights and obligations under the transaction documents. This document cannot be reproduced except in full, without prior written approval of the Company. Any unauthorized alteration, forgery or falsification of the content or appearance of this document is unlawful and offenders may be prosecuted to the fullest extent of the law.

1. The temperature gradient is not directly measurable but must be evaluated from temperature measurements at different time steps. Special precaution is necessary to avoid measurement errors caused by temperature gradients due to energy equalizing effects or convection currents in the liquid. Such effects cannot be completely avoided, as the measured field itself destroys the thermal equilibrium in the liquid. With a careful setup these errors can be kept small.
2. The measured volume around the temperature probe is not well defined. It is difficult to calculate the energy transfer from a surrounding gradient temperature field into the probe. These effects must be considered, since temperature probes are calibrated in liquid with homogeneous temperatures. There is no traceable standard for temperature rise measurements.
3. The calibration depends on the assessment of the specific density, the heat capacity and the conductivity of the medium. While the specific density and heat capacity can be measured accurately with standardized procedures ($\sim 2\%$ for c ; much better for ρ), there is no standard for the measurement of the conductivity. Depending on the method and liquid, the error can well exceed $\pm 5\%$.
4. Temperature rise measurements are not very sensitive and therefore are often performed at a higher power level than the E-field measurements. The nonlinearities in the system (e.g., power measurements, different components, etc.) must be considered.

Considering these problems, the possible accuracy of the calibration of E-field probes with temperature gradient measurements in a carefully designed setup is about $\pm 10\%$ (RSS) [2]. Recently, a setup which is a combination of the waveguide techniques and the thermal measurements was presented in [3]. The estimated uncertainty of the setup is $\pm 5\%$ (RSS) when the same liquid is used for the calibration and for actual measurements and $\pm 7-9\%$ (RSS) when not, which is in good agreement with the estimates given in [2].

1.12.2 Calibration with Analytical Fields

In this method a technical setup is used in which the field can be calculated analytically from measurements of other physical magnitudes (e.g., input power). This corresponds to the standard field method for probe calibration in air; however, there is no standard defined for fields in lossy liquids.

When using calculated fields in lossy liquids for probe calibration, several points must be considered in the assessment of the uncertainty:

1. The setup must enable accurate determination of the incident power.
2. The accuracy of the calculated field strength will depend on the

Unless otherwise stated the results shown in this test report refer only to the sample(s) tested and such sample(s) are retained for 90 days only.
除非另有說明，此報告結果僅對測試之樣品負責，同時此樣品僅保留90天。本報告未經本公司書面許可，不可部份複製。

This document is issued by the Company subject to its General Conditions of Service printed overleaf, available on request or accessible at www.sgs.com/terms_and_conditions.htm and for electronic format documents, subject to Terms and Conditions for Electronic Documents at www.sgs.com/terms_e-document.htm. Attention is drawn to the limitation of liability, indemnification and jurisdiction issues defined therein. Any holder of this document is advised that information contained hereon reflects the Company's findings at the time of its intervention only and within the limits of Client's instructions, if any. The Company's sole responsibility is to its Client and this document does not exonerate parties to a transaction from exercising all their rights and obligations under the transaction documents. This document cannot be reproduced except in full, without prior written approval of the Company. Any unauthorized alteration, forgery or falsification of the content or appearance of this document is unlawful and offenders may be prosecuted to the fullest extent of the law.

assessment of the dielectric parameters of the liquid.

3. Due to the small wavelength in liquids with high permittivity, even small setups might be above the resonant cutoff frequencies. The field distribution in the setup must be carefully checked for conformity with the theoretical field distribution.

References

1. N. Kuster, Q. Balzano, and J.C. Lin, Eds., *Mobile Communications Safety*, Chapman & Hall, London, 1997.
2. K. Meier, M. Burkhardt, T. Schmid, and N. Kuster, "Broadband calibration of E-field probes in lossy media", *IEEE Transactions on Microwave Theory and Techniques*, vol. 44, no. 10, pp. 1954-1962, Oct. 1996.
3. K. Jokela, P. Hyysalo, and L. Puranen, "Calibration of specific absorption rate (SAR) probes in waveguide at 900 MHz", *IEEE Transactions on Instrumentation and Measurements*, vol. 47, no. 2, pp. 432-438, Apr. 1998.

Unless otherwise stated the results shown in this test report refer only to the sample(s) tested and such sample(s) are retained for 90 days only.
除非另有說明，此報告結果僅對測試之樣品負責，同時此樣品僅保留90天。本報告未經本公司書面許可，不可部份複製。

This document is issued by the Company subject to its General Conditions of Service printed overleaf, available on request or accessible at www.sgs.com/terms_and_conditions.htm and for electronic format documents, subject to Terms and Conditions for Electronic Documents at www.sgs.com/terms_e-document.htm. Attention is drawn to the limitation of liability, indemnification and jurisdiction issues defined therein. Any holder of this document is advised that information contained hereon reflects the Company's findings at the time of its intervention only and within the limits of Client's instructions, if any. The Company's sole responsibility is to its Client and this document does not exonerate parties to a transaction from exercising all their rights and obligations under the transaction documents. This document cannot be reproduced except in full, without prior written approval of the Company. Any unauthorized alteration, forgery or falsification of the content or appearance of this document is unlawful and offenders may be prosecuted to the fullest extent of the law.

1.13 Test Standards and Limits

According to FCC 47CFR §2.1093(d) The limits to be used for evaluation are based generally on criteria published by the American National Standards Institute (ANSI) for localized specific absorption rate ("SAR") in Section 4.2 of "IEEE Standard for Safety Levels with Respect to Human Exposure to Radio Frequency Electromagnetic Fields, 3 kHz to 300 GHz," ANSI/IEEE C95.1, By the Institute of Electrical and Electronics Engineers, Inc., New York, New York 10017. These criteria for SAR evaluation are similar to those recommended by the National Council on Radiation Protection and Measurements (NCRP) in "Biological Effects and Exposure Criteria for Radio frequency Electromagnetic Fields," NCRP Report No. 86, Section 17.4.5. Copyright NCRP, 1986, Bethesda, Maryland 20814. SAR is a measure of the rate of energy absorption due to exposure to an RF transmitting source. SAR values have been related to threshold levels for potential biological hazards. The criteria to be used are specified in paragraphs (d)(1) and (d)(2) of this section and shall apply for portable devices transmitting in the frequency range from 100 kHz to 6 GHz. Portable devices that transmit at frequencies above 6 GHz are to be evaluated in terms of the MPE limits specified in § 1.1310 of this chapter. Measurements and calculations to demonstrate compliance with MPE field strength or power density limits for devices operating above 6 GHz should be made at a minimum distance of 5 cm from the radiating source.

1. Limits for Occupational/Controlled exposure: 0.4 W/kg as averaged over the whole-body and spatial peak SAR not exceeding 8 W/kg as averaged over any 1 gram of tissue (defined as a tissue volume in the shape of a cube). Exceptions are the hands, wrists, feet and ankles where the spatial peak SAR shall not exceed 20 W/kg, as averaged over an 10 grams of tissue (defined as a tissue volume in the shape of a cube).
2. Occupational/Controlled limits apply when persons are exposed as a consequence of their employment provided these persons are fully aware of and exercise control over their exposure. Awareness of exposure can be accomplished by use of warning labels or by specific training or education through appropriate means, such as an RF safety program in a work environment.
3. Limits for General Population/Uncontrolled exposure: 0.08 W/kg as averaged over the whole-body and spatial peak SAR not exceeding 1.6 W/kg as averaged over any 1 gram of tissue (defined as a tissue volume in the shape of a cube). Exceptions are the hands, wrists, feet and ankles where the

Unless otherwise stated the results shown in this test report refer only to the sample(s) tested and such sample(s) are retained for 90 days only.
除非另有說明，此報告結果僅對測試之樣品負責，同時此樣品僅保留90天。本報告未經本公司書面許可，不可部份複製。

This document is issued by the Company subject to its General Conditions of Service printed overleaf, available on request or accessible at www.sgs.com/terms_and_conditions.htm and for electronic format documents, subject to Terms and Conditions for Electronic Documents at www.sgs.com/terms_e-document.htm. Attention is drawn to the limitation of liability, indemnification and jurisdiction issues defined therein. Any holder of this document is advised that information contained hereon reflects the Company's findings at the time of its intervention only and within the limits of Client's instructions, if any. The Company's sole responsibility is to its Client and this document does not exonerate parties to a transaction from exercising all their rights and obligations under the transaction documents. This document cannot be reproduced except in full, without prior written approval of the Company. Any unauthorized alteration, forgery or falsification of the content or appearance of this document is unlawful and offenders may be prosecuted to the fullest extent of the law.

spatial peak SAR shall not exceed 4 W/kg, as averaged over any 10 grams of tissue (defined as a tissue volume in the shape of a cube). General Population/Uncontrolled limits apply when the general public may be exposed, or when persons that are exposed as a consequence of their employment may not be fully aware of the potential for exposure or do not exercise control over their exposure. Warning labels placed on consumer devices such as cellular telephones will not be sufficient reason to allow these devices to be evaluated subject to limits for occupational/controlled exposure in paragraph (d)(1) of this section. (Table 4.)

Human Exposure	Uncontrolled Environment General Population	Controlled Environment Occupational
Spatial Peak SAR (Brain)	1.60 W/Kg	8.00 W/Kg
Spatial Average SAR (Whole Body)	0.08 W/Kg	0.40 W/Kg
Spatial Peak SAR (Hands/Feet/Ankle/Wrist)	4.00 W/Kg	20.00 W/Kg

Table 4. RF exposure limits

Notes:

1. Uncontrolled environments are defined as locations where there is potential exposure of individuals who have no knowledge or control of their potential exposure.
2. Controlled environments are defined as locations where there is potential exposure of individuals who have knowledge of their potential exposure and can exercise control over their exposure.

Unless otherwise stated the results shown in this test report refer only to the sample(s) tested and such sample(s) are retained for 90 days only.
除非另有說明，此報告結果僅對測試之樣品負責，同時此樣品僅保留90天。本報告未經本公司書面許可，不可部份複製。

This document is issued by the Company subject to its General Conditions of Service printed overleaf, available on request or accessible at www.sgs.com/terms_and_conditions.htm and for electronic format documents, subject to Terms and Conditions for Electronic Documents at www.sgs.com/terms_e-document.htm. Attention is drawn to the limitation of liability, indemnification and jurisdiction issues defined therein. Any holder of this document is advised that information contained hereon reflects the Company's findings at the time of its intervention only and within the limits of Client's instructions, if any. The Company's sole responsibility is to its Client and this document does not exonerate parties to a transaction from exercising all their rights and obligations under the transaction documents. This document cannot be reproduced except in full, without prior written approval of the Company. Any unauthorized alteration, forgery or falsification of the content or appearance of this document is unlawful and offenders may be prosecuted to the fullest extent of the law.

2. Summary of Results

2.1 Decision rules

Reported measurement data comply with IEEE 1528-2013:

Determining compliance shall be based on the results of the compliance measurement, not taking into account measurement instrumentation uncertainty.

2.2 Summary of Results

Laptop mode (WLAN SISO power)

Antenna	Mode	Position	Distance (mm)	CH	Freq. (MHz)	Max. Rated Avg. Power + Max. Tolerance (dBm)	Measured Avg. Power (dBm)	Scaling	Averaged SAR over 1g (W/kg)		Plot page
									Measured	Reported	
TX2(Chain-B)	WLAN 802.11b	Bottom side	0	10	2457	21.00	20.99	100.23%	0.174	0.174	90
	WLAN 802.11n(40M) 5.2G	Bottom side	0	46	5230	21.00	20.98	100.46%	0.262	0.263	91
	WLAN 802.11n(40M) 5.3G	Bottom side	0	54	5270	21.00	20.97	100.69%	0.262	0.264	92
	WLAN 802.11ac(80M) 5.6G	Bottom side	0	138	5690	21.00	20.93	101.62%	0.364	0.370	93
	WLAN 802.11n(40M) 5.8G	Bottom side	0	151	5755	21.00	20.99	100.23%	0.355	0.356	94

Antenna	Mode	Position	Distance (mm)	CH	Freq. (MHz)	Max. Rated Avg. Power + Max. Tolerance (dBm)	Measured Avg. Power (dBm)	Scaling	Averaged SAR over 1g (W/kg)		Plot page
									Measured	Reported	
TX1(Chain-A)	WLAN 802.11b	Bottom side	0	6	2437	21.00	20.99	100.23%	0.171	0.171	95
	Bluetooth (GFSK)	Bottom side	0	78	2480	11.00	9.90	128.82%	0.086	0.111	96
	WLAN 802.11n(40M) 5.2G	Bottom side	0	46	5230	21.00	20.99	100.23%	0.233	0.234	97
	WLAN 802.11n(40M) 5.3G	Bottom side	0	54	5270	21.00	20.96	100.93%	0.206	0.208	98
	WLAN 802.11ac(80M) 5.6G	Bottom side	0	138	5690	21.00	20.99	100.23%	0.299	0.300	99
	WLAN 802.11n(40M) 5.8G	Bottom side	0	151	5755	21.00	20.99	100.23%	0.345	0.346	100

Unless otherwise stated the results shown in this test report refer only to the sample(s) tested and such sample(s) are retained for 90 days only.

除非另有說明，此報告結果僅對測試之樣品負責，同時此樣品僅保留90天。本報告未經本公司書面許可，不可部份複製。

This document is issued by the Company subject to its General Conditions of Service printed overleaf, available on request or accessible at www.sgs.com/terms_and_conditions.htm and for electronic format documents, subject to Terms and Conditions for Electronic Documents at www.sgs.com/terms_e-document.htm. Attention is drawn to the limitation of liability, indemnification and jurisdiction issues defined therein. Any holder of this document is advised that information contained hereon reflects the Company's findings at the time of its intervention only and within the limits of Client's instructions, if any. The Company's sole responsibility is to its Client and this document does not exonerate parties to a transaction from exercising all their rights and obligations under the transaction documents. This document cannot be reproduced except in full, without prior written approval of the Company. Any unauthorized alteration, forgery or falsification of the content or appearance of this document is unlawful and offenders may be prosecuted to the fullest extent of the law.

Tablet mode (WLAN SISO power)

Antenna	Mode	Position	Distance (mm)	CH	Freq. (MHz)	Max. Rated Avg. Power + Max. Tolerance (dBm)	Measured Avg. Power (dBm)	Scaling	Averaged SAR over 1g (W/kg)		Plot page
									Measured	Reported	
TX2(Chain-B)	WLAN 802.11b	Back side	0	1	2412	18.00	17.99	100.23%	0.349	0.350	-
		Top side	0	1	2412	18.00	17.99	100.23%	0.041	0.041	-
		Bottom side	0	1	2412	18.00	17.99	100.23%	0.918	0.920	101
		Bottom side*	0	1	2412	18.00	17.99	100.23%	0.914	0.916	-
		Bottom side	0	6	2437	18.00	17.96	100.93%	0.903	0.911	-
		Right side	0	1	2412	18.00	17.99	100.23%	0.039	0.039	-
	WLAN 802.11ac(80M) 5.2G	Left side	0	1	2412	18.00	17.99	100.23%	0.081	0.081	-
		Back side	0	42	5210	15.50	15.49	100.23%	0.617	0.618	-
		Top side	0	42	5210	15.50	15.49	100.23%	0.037	0.037	-
		Bottom side	0	42	5210	15.50	15.49	100.23%	0.989	0.991	102
		Bottom side*	0	42	5210	15.50	15.49	100.23%	0.985	0.987	-
		Right side	0	42	5210	15.50	15.49	100.23%	0.036	0.036	-
	WLAN 802.11ac(80M) 5.3G	Left side	0	42	5210	15.50	15.49	100.23%	0.068	0.068	-
		Back side	0	58	5290	15.50	15.47	100.69%	0.632	0.636	-
		Top side	0	58	5290	15.50	15.47	100.69%	0.039	0.039	-
		Bottom side	0	58	5290	15.50	15.47	100.69%	1.030	1.037	103
		Bottom side*	0	58	5290	15.50	15.47	100.69%	1.010	1.017	-
		Right side	0	58	5290	15.50	15.47	100.69%	0.038	0.038	-
	WLAN 802.11ac(80M) 5.6G	Left side	0	58	5290	15.50	15.47	100.69%	0.071	0.071	-
		Back side	0	106	5530	15.50	15.49	100.23%	0.673	0.675	-
		Top side	0	106	5530	15.50	15.49	100.23%	0.044	0.044	-
		Bottom side	0	106	5530	15.50	15.49	100.23%	1.130	1.133	104
		Bottom side*	0	106	5530	15.50	15.49	100.23%	1.100	1.103	-
		Bottom side	0	138	5690	15.50	15.47	100.69%	1.040	1.047	-
	WLAN 802.11ac(80M) 5.8G	Right side	0	106	5530	15.50	15.49	100.23%	0.042	0.042	-
		Left side	0	106	5530	15.50	15.49	100.23%	0.084	0.084	-
		Back side	0	155	5775	15.50	15.49	100.23%	0.682	0.684	-
		Top side	0	155	5775	15.50	15.49	100.23%	0.045	0.045	-
		Bottom side	0	155	5775	15.50	15.49	100.23%	1.160	1.163	105
		Bottom side	0	155	5775	15.50	15.49	100.23%	1.140	1.143	-
		Right side	0	155	5775	15.50	15.49	100.23%	0.040	0.040	-
		Left side	0	155	5775	15.50	15.49	100.23%	0.077	0.077	-

* - repeated at the highest SAR measurement according to the KDB 865664 D01

Unless otherwise stated the results shown in this test report refer only to the sample(s) tested and such sample(s) are retained for 90 days only.

除非另有說明，此報告結果僅對測試之樣品負責，同時此樣品僅保留90天。本報告未經本公司書面許可，不可部份複製。

This document is issued by the Company subject to its General Conditions of Service printed overleaf, available on request or accessible at www.sgs.com/terms_and_conditions.htm and for electronic format documents, subject to Terms and Conditions for Electronic Documents at www.sgs.com/terms_e-document.htm. Attention is drawn to the limitation of liability, indemnification and jurisdiction issues defined therein. Any holder of this document is advised that information contained hereon reflects the Company's findings at the time of its intervention only and within the limits of Client's instructions, if any. The Company's sole responsibility is to its Client and this document does not exonerate parties to a transaction from exercising all their rights and obligations under the transaction documents. This document cannot be reproduced except in full, without prior written approval of the Company. Any unauthorized alteration, forgery or falsification of the content or appearance of this document is unlawful and offenders may be prosecuted to the fullest extent of the law.

Antenna	Mode	Position	Distance (mm)	CH	Freq. (MHz)	Max. Rated Avg. Power + Max. Tolerance (dBm)	Measured Avg. Power (dBm)	Scaling	Averaged SAR over 1g (W/kg)		Plot page
									Measured	Reported	
TX1(Chain-A)	WLAN 802.11b	Back side	0	11	2462	18.00	17.99	100.23%	0.456	0.457	-
		Top side	0	11	2462	18.00	17.99	100.23%	0.053	0.053	-
		Bottom side	0	1	2412	18.00	17.98	100.46%	0.918	0.922	-
		Bottom side	0	11	2462	18.00	17.99	100.23%	0.921	0.923	106
		Bottom side*	0	11	2462	18.00	17.99	100.23%	0.919	0.921	-
		Right side	0	11	2462	18.00	17.99	100.23%	0.087	0.087	-
	Bluetooth (GFSK)	Left side	0	11	2462	18.00	17.99	100.23%	0.041	0.041	-
		Back side	0	78	2480	11.00	9.90	128.82%	0.113	0.146	-
		Top side	0	78	2480	11.00	9.90	128.82%	0.011	0.014	-
		Bottom side	0	78	2480	11.00	9.90	128.82%	0.148	0.191	107
		Right side	0	78	2480	11.00	9.90	128.82%	0.005	0.006	-
		Left side	0	78	2480	11.00	9.90	128.82%	0.011	0.014	-
	WLAN 802.11ac(160M) 5.2G	Back side	0	50	5250	15.00	14.99	100.23%	0.593	0.594	-
		Top side	0	50	5250	15.00	14.99	100.23%	0.046	0.046	-
		Bottom side	0	50	5250	15.00	14.99	100.23%	0.821	0.823	108
		Bottom side*	0	50	5250	15.00	14.99	100.23%	0.819	0.821	-
		Right side	0	50	5250	15.00	14.99	100.23%	0.075	0.075	-
		Left side	0	50	5250	15.00	14.99	100.23%	0.039	0.039	-
	WLAN 802.11ac(80M) 5.3G	Back side	0	58	5290	15.00	14.99	100.23%	0.624	0.625	-
		Top side	0	58	5290	15.00	14.99	100.23%	0.051	0.051	-
		Bottom side	0	58	5290	15.00	14.99	100.23%	0.841	0.843	109
		Bottom side*	0	58	5290	15.00	14.99	100.23%	0.839	0.841	-
		Right side	0	58	5290	15.00	14.99	100.23%	0.078	0.078	-
		Left side	0	58	5290	15.00	14.99	100.23%	0.043	0.043	-
	WLAN 802.11ac(160M) 5.6G	Back side	0	114	5570	15.00	14.95	101.16%	0.843	0.853	-
		Top side	0	114	5570	15.00	14.95	101.16%	0.058	0.059	-
		Bottom side	0	114	5570	15.00	14.95	101.16%	1.040	1.052	110
		Bottom side*	0	114	5570	15.00	14.95	101.16%	1.020	1.032	-
		Right side	0	114	5570	15.00	14.95	101.16%	0.089	0.090	-
		Left side	0	114	5570	15.00	14.95	101.16%	0.045	0.046	-
	WLAN 802.11ac(80M) 5.8G	Back side	0	155	5775	15.00	14.99	100.23%	0.866	0.868	-
		Top side	0	155	5775	15.00	14.99	100.23%	0.064	0.064	-
		Bottom side	0	155	5775	15.00	14.99	100.23%	1.150	1.153	111
		Bottom side*	0	155	5775	15.00	14.99	100.23%	1.130	1.133	-
		Right side	0	155	5775	15.00	14.99	100.23%	0.101	0.101	-
		Left side	0	155	5775	15.00	14.99	100.23%	0.048	0.048	-

* - repeated at the highest SAR measurement according to the KDB 865664 D01

Unless otherwise stated the results shown in this test report refer only to the sample(s) tested and such sample(s) are retained for 90 days only.

除非另有說明，此報告結果僅對測試之樣品負責，同時此樣品僅保留90天。本報告未經本公司書面許可，不可部份複製。

This document is issued by the Company subject to its General Conditions of Service printed overleaf, available on request or accessible at www.sgs.com/terms_and_conditions.htm and for electronic format documents, subject to Terms and Conditions for Electronic Documents at www.sgs.com/terms_e-document.htm. Attention is drawn to the limitation of liability, indemnification and jurisdiction issues defined therein. Any holder of this document is advised that information contained hereon reflects the Company's findings at the time of its intervention only and within the limits of Client's instructions, if any. The Company's sole responsibility is to its Client and this document does not exonerate parties to a transaction from exercising all their rights and obligations under the transaction documents. This document cannot be reproduced except in full, without prior written approval of the Company. Any unauthorized alteration, forgery or falsification of the content or appearance of this document is unlawful and offenders may be prosecuted to the fullest extent of the law.

Tablet mode (WLAN MIMO power)

Antenna	Mode	Position	Distance (mm)	CH	Freq. (MHz)	Max. Rated Avg. Power + Max. Tolerance (dBm)	Measured Avg. Power (dBm)	Scaling	Averaged SAR over 1g (W/kg)		Plot page
									Measured	Reported	
TX2(Chain-B)	WLAN 802.11n(20M)	Back side	0	6	2437	15.00	14.90	102.33%	0.196	0.201	-
		Top side	0	6	2437	15.00	14.90	102.33%	0.030	0.031	-
		Bottom side	0	6	2437	15.00	14.90	102.33%	0.450	0.460	112
		Right side	0	6	2437	15.00	14.90	102.33%	0.025	0.026	-
		Left side	0	6	2437	15.00	14.90	102.33%	0.049	0.050	-
	WLAN 802.11ac(80M) 5.2G	Back side	0	42	5210	12.00	11.97	100.69%	0.243	0.245	-
		Top side	0	42	5210	12.00	11.97	100.69%	0.016	0.016	-
		Bottom side	0	42	5210	12.00	11.97	100.69%	0.430	0.433	113
		Right side	0	42	5210	12.00	11.97	100.69%	0.014	0.014	-
		Left side	0	42	5210	12.00	11.97	100.69%	0.028	0.028	-
	WLAN 802.11ac(80M) 5.3G	Back side	0	58	5290	12.00	11.99	100.23%	0.267	0.268	-
		Top side	0	58	5290	12.00	11.99	100.23%	0.018	0.018	-
		Bottom side	0	58	5290	12.00	11.99	100.23%	0.459	0.460	114
		Right side	0	58	5290	12.00	11.99	100.23%	0.016	0.016	-
		Left side	0	58	5290	12.00	11.99	100.23%	0.031	0.031	-
	WLAN 802.11ac(80M) 5.6G	Back side	0	106	5530	12.00	11.99	100.23%	0.386	0.387	-
		Top side	0	106	5530	12.00	11.99	100.23%	0.023	0.023	-
		Bottom side	0	106	5530	12.00	11.99	100.23%	0.427	0.428	115
		Right side	0	106	5530	12.00	11.99	100.23%	0.021	0.021	-
		Left side	0	106	5530	12.00	11.99	100.23%	0.038	0.038	-
	WLAN 802.11ac(80M) 5.8G	Back side	0	155	5775	12.00	11.96	100.93%	0.292	0.295	-
		Top side	0	155	5775	12.00	11.96	100.93%	0.021	0.021	-
		Bottom side	0	155	5775	12.00	11.96	100.93%	0.560	0.565	116
		Right side	0	155	5775	12.00	11.96	100.93%	0.019	0.019	-
		Left side	0	155	5775	12.00	11.96	100.93%	0.036	0.036	-

Unless otherwise stated the results shown in this test report refer only to the sample(s) tested and such sample(s) are retained for 90 days only.

除非另有說明，此報告結果僅對測試之樣品負責，同時此樣品僅保留90天。本報告未經本公司書面許可，不可部份複製。

This document is issued by the Company subject to its General Conditions of Service printed overleaf, available on request or accessible at www.sgs.com/terms_and_conditions.htm and for electronic format documents, subject to Terms and Conditions for Electronic Documents at www.sgs.com/terms_e-document.htm. Attention is drawn to the limitation of liability, indemnification and jurisdiction issues defined therein. Any holder of this document is advised that information contained hereon reflects the Company's findings at the time of its intervention only and within the limits of Client's instructions, if any. The Company's sole responsibility is to its Client and this document does not exonerate parties to a transaction from exercising all their rights and obligations under the transaction documents. This document cannot be reproduced except in full, without prior written approval of the Company. Any unauthorized alteration, forgery or falsification of the content or appearance of this document is unlawful and offenders may be prosecuted to the fullest extent of the law.

Antenna	Mode	Position	Distance (mm)	CH	Freq. (MHz)	Max. Rated Avg. Power + Max. Tolerance (dBm)	Measured Avg. Power (dBm)	Scaling	Averaged SAR over 1g (W/kg)		Plot page
									Measured	Reported	
TX1(Chain-A)	WLAN 802.11n(20M)	Back side	0	6	2437	15.00	14.88	102.80%	0.230	0.236	-
		Top side	0	6	2437	15.00	14.88	102.80%	0.015	0.015	-
		Bottom side	0	6	2437	15.00	14.88	102.80%	0.477	0.490	117
		Right side	0	6	2437	15.00	14.88	102.80%	0.019	0.020	-
		Left side	0	6	2437	15.00	14.88	102.80%	0.041	0.042	-
	Bluetooth (GFSK)	Back side	0	78	2480	11.00	9.90	128.82%	0.113	0.146	-
		Top side	0	78	2480	11.00	9.90	128.82%	0.011	0.014	-
		Bottom side	0	78	2480	11.00	9.90	128.82%	0.148	0.191	118
		Right side	0	78	2480	11.00	9.90	128.82%	0.005	0.006	-
		Left side	0	78	2480	11.00	9.90	128.82%	0.011	0.014	-
	WLAN 802.11ac(80M) 5.2G	Back side	0	42	5210	12.00	11.99	100.23%	0.286	0.287	-
		Top side	0	42	5210	12.00	11.99	100.23%	0.017	0.017	-
		Bottom side	0	42	5210	12.00	11.99	100.23%	0.407	0.408	119
		Right side	0	42	5210	12.00	11.99	100.23%	0.016	0.016	-
		Left side	0	42	5210	12.00	11.99	100.23%	0.037	0.037	-
	WLAN 802.11ac(80M) 5.3G	Back side	0	58	5290	12.00	11.99	100.23%	0.321	0.322	-
		Top side	0	58	5290	12.00	11.99	100.23%	0.023	0.023	-
		Bottom side	0	58	5290	12.00	11.99	100.23%	0.464	0.465	120
		Right side	0	58	5290	12.00	11.99	100.23%	0.021	0.021	-
		Left side	0	58	5290	12.00	11.99	100.23%	0.042	0.042	-
	WLAN 802.11ac(80M) 5.6G	Back side	0	106	5530	12.00	11.97	100.69%	0.367	0.370	-
		Top side	0	106	5530	12.00	11.97	100.69%	0.025	0.025	-
		Bottom side	0	106	5530	12.00	11.97	100.69%	0.498	0.501	121
		Right side	0	106	5530	12.00	11.97	100.69%	0.024	0.024	-
		Left side	0	106	5530	12.00	11.97	100.69%	0.044	0.044	-
	WLAN 802.11ac(80M) 5.8G	Back side	0	155	5775	12.00	11.99	100.23%	0.448	0.449	-
		Top side	0	155	5775	12.00	11.99	100.23%	0.031	0.031	-
		Bottom side	0	155	5775	12.00	11.99	100.23%	0.593	0.594	122
		Right side	0	155	5775	12.00	11.99	100.23%	0.029	0.029	-
		Left side	0	155	5775	12.00	11.99	100.23%	0.047	0.047	-

Note:

$$\text{Scaling} = \frac{\text{reported SAR}}{\text{measured SAR}} = \frac{P_2(\text{mW})}{P_1(\text{mW})} = 10^{\left(\frac{P_2 - P_1}{10}\right)} (\text{dBm})$$

Reported SAR = measured SAR * (scaling)

Where P2 is maximum specified power, P1 is measured conducted power

2.3 Reporting statements of conformity

The conformity statement in this report is based solely on the test results, measurement uncertainty is excluded.

Unless otherwise stated the results shown in this test report refer only to the sample(s) tested and such sample(s) are retained for 90 days only.

除非另有說明，此報告結果僅對測試之樣品負責，同時此樣品僅保留90天。本報告未經本公司書面許可，不可部份複製。

This document is issued by the Company subject to its General Conditions of Service printed overleaf, available on request or accessible at www.sgs.com/terms_and_conditions.htm and for electronic format documents, subject to Terms and Conditions for Electronic Documents at www.sgs.com/terms_e-document.htm. Attention is drawn to the limitation of liability, indemnification and jurisdiction issues defined therein. Any holder of this document is advised that information contained hereon reflects the Company's findings at the time of its intervention only and within the limits of Client's instructions, if any. The Company's sole responsibility is to its Client and this document does not exonerate parties to a transaction from exercising all their rights and obligations under the transaction documents. This document cannot be reproduced except in full, without prior written approval of the Company. Any unauthorized alteration, forgery or falsification of the content or appearance of this document is unlawful and offenders may be prosecuted to the fullest extent of the law.

SGS Taiwan Ltd.

No.134,Wu Kung Road, New Taipei Industrial Park, Wuku District, New Taipei City, Taiwan 24803/新北市五股區新北產業園區五工路 134 號

台灣檢驗科技股份有限公司

t (886-2) 2299-3279

f (886-2) 2298-0488

www.tw.sgs.com

Member of SGS Group

3. Simultaneous Transmission Analysis

Simultaneous Transmission Scenarios:

NO.	Simultaneous Transmit Configurations	Laptop	Tablet
1	2.4GHz WLAN TX2 + BT TX1	YES	YES
2	2.4GHz WLAN TX2 + TX1 (MIMO)	YES	YES
3	5GHz WLAN TX2 + BT TX1	YES	YES
4	5GHz WLAN TX2 + TX1 (MIMO)	YES	YES

Note

- 1) BT and WLAN Tx1 share the same antenna path.
- 2) BT can transmit with WLAN Tx2 simultaneously.
- 3) For laptop mode, WLAN SAR is measured with SISO power, and maximum output power in MIMO mode is far less than the maximum output power in SISO mode, hence, the simultaneous transmission evaluation for MIMO is calculated by WLAN SISO results and this can be the conservative evaluation.
- 4) For tablet mode, WLAN SAR is measured with SISO power and MIMO power separately and respectively, also, the maximum output power in MIMO mode is far less than the maximum output power in SISO mode, and the simultaneous transmission evaluation for MIMO is calculated by WLAN MIMO results (standalone results).

Unless otherwise stated the results shown in this test report refer only to the sample(s) tested and such sample(s) are retained for 90 days only.
除非另有說明，此報告結果僅對測試之樣品負責，同時此樣品僅保留90天。本報告未經本公司書面許可，不可部份複製。

This document is issued by the Company subject to its General Conditions of Service printed overleaf, available on request or accessible at www.sgs.com/terms_and_conditions.htm and for electronic format documents, subject to Terms and Conditions for Electronic Documents at www.sgs.com/terms_e-document.htm. Attention is drawn to the limitation of liability, indemnification and jurisdiction issues defined therein. Any holder of this document is advised that information contained hereon reflects the Company's findings at the time of its intervention only and within the limits of Client's instructions, if any. The Company's sole responsibility is to its Client and this document does not exonerate parties to a transaction from exercising all their rights and obligations under the transaction documents. This document cannot be reproduced except in full, without prior written approval of the Company. Any unauthorized alteration, forgery or falsification of the content or appearance of this document is unlawful and offenders may be prosecuted to the fullest extent of the law.

SGS Taiwan Ltd.

No.134,Wu Kung Road, New Taipei Industrial Park, Wuku District, New Taipei City, Taiwan 24803/新北市五股區新北產業園區五工路 134 號

台灣檢驗科技股份有限公司

t (886-2) 2299-3279

f (886-2) 2298-0488

www.tw.sgs.com

Member of SGS Group

3.1 Estimated SAR calculation

According to KDB447498 D01v06 – When standalone SAR test exclusion applies to an antenna that transmits simultaneously with other antennas, the standalone SAR must be estimated according to following to determine simultaneous transmission SAR test exclusion:

$$\text{Estimated SAR} = \frac{\text{Max. tune up power (mW)}}{\text{Min. test separation distance (mm)}} \times \frac{\sqrt{f(\text{GHz})}}{7.5} \#$$

If the minimum test separation distance is < 5mm, a distance of 5mm is used for estimated SAR calculation. When the test separation distance is >50mm, the 0.4W/kg is used for SAR-1g.

3.2 SPLSR evaluation and analysis

Per KDB447498D01, when the sum of SAR is larger than the limit, SAR test exclusion is determined by the SAR sum to peak location separation ratio(SPLSR).

The simultaneous transmitting antennas in each operating mode and exposure condition combination must be considered one pair at a time to determine the SAR to peak location separation ratio to qualify for test exclusion.

The ratio is determined by $(\text{SAR1} + \text{SAR2})^{1.5}/R_i$, rounded to two decimal digits, and must be ≤ 0.04 for all antenna pairs in the configuration to qualify for 1-g SAR test exclusion.

SAR1 and SAR2 are the highest reported or estimated SAR for each antenna in the pair, and R_i is the separation distance between the peak SAR locations for the antenna pair in mm.

When standalone test exclusion applies, SAR is estimated; the peak location is assumed to be at the feed-point or geometric center of the antenna.

Unless otherwise stated the results shown in this test report refer only to the sample(s) tested and such sample(s) are retained for 90 days only.
除非另有說明，此報告結果僅對測試之樣品負責，同時此樣品僅保留90天。本報告未經本公司書面許可，不可部份複製。

This document is issued by the Company subject to its General Conditions of Service printed overleaf, available on request or accessible at www.sgs.com/terms_and_conditions.htm and for electronic format documents, subject to Terms and Conditions for Electronic Documents at www.sgs.com/terms_e-document.htm. Attention is drawn to the limitation of liability, indemnification and jurisdiction issues defined therein. Any holder of this document is advised that information contained hereon reflects the Company's findings at the time of its intervention only and within the limits of Client's instructions, if any. The Company's sole responsibility is to its Client and this document does not exonerate parties to a transaction from exercising all their rights and obligations under the transaction documents. This document cannot be reproduced except in full, without prior written approval of the Company. Any unauthorized alteration, forgery or falsification of the content or appearance of this document is unlawful and offenders may be prosecuted to the fullest extent of the law.

Laptop mode (WLAN SISO power)

2.4 GHz WLAN MIMO

No.	Conditions	Position	Max. WLAN Tx2	Max. WLAN TX1	SAR Sum	SPLSR
1	2.4 GHz WLAN TX2 + WLAN TX1	Bottom side	0.174	0.172	0.346	Σ SAR<1.6, Not required

5 GHz WLAN MIMO

No.	Conditions	Position	Max. WLAN Tx2	Max. WLAN TX1	SAR Sum	SPLSR
2	5 GHz WLAN TX2 + WLAN TX1	Bottom side	0.370	0.346	0.716	Σ SAR<1.6, Not required

BT+ 2.4GHz WLAN TX2

No.	Conditions	Position	Max. WLAN Tx2	BT	SAR Sum	SPLSR
3	2.4 GHz WLAN TX2 + BT	Bottom side	0.174	0.111	0.285	Σ SAR<1.6, Not required

BT+ 5GHz WLAN TX2

No.	Conditions	Position	Max. WLAN TX2	BT	SAR Sum	SPLSR
4	5 GHz WLAN TX2 + BT	Bottom side	0.370	0.111	0.481	Σ SAR<1.6, Not required

Unless otherwise stated the results shown in this test report refer only to the sample(s) tested and such sample(s) are retained for 90 days only.
除非另有說明，此報告結果僅對測試之樣品負責，同時此樣品僅保留90天。本報告未經本公司書面許可，不可部份複製。

This document is issued by the Company subject to its General Conditions of Service printed overleaf, available on request or accessible at www.sgs.com/terms_and_conditions.htm and for electronic format documents, subject to Terms and Conditions for Electronic Documents at www.sgs.com/terms_e-document.htm. Attention is drawn to the limitation of liability, indemnification and jurisdiction issues defined therein. Any holder of this document is advised that information contained hereon reflects the Company's findings at the time of its intervention only and within the limits of Client's instructions, if any. The Company's sole responsibility is to its Client and this document does not exonerate parties to a transaction from exercising all their rights and obligations under the transaction documents. This document cannot be reproduced except in full, without prior written approval of the Company. Any unauthorized alteration, forgery or falsification of the content or appearance of this document is unlawful and offenders may be prosecuted to the fullest extent of the law.

Tablet mode (WLAN SISO power)

BT+ 2.4GHz WLAN TX2

No.	Conditions	Position	Max. WLAN Tx2	BT	SAR Sum	SPLSR
1	2.4 GHz WLAN TX2 + BT	Back side	0.350	0.146	0.496	Σ SAR<1.6, Not required
		Top side	0.041	0.014	0.055	Σ SAR<1.6, Not required
		Bottom side	0.920	0.191	1.111	Σ SAR<1.6, Not required
		Right side	0.039	0.006	0.045	Σ SAR<1.6, Not required
		Left side	0.081	0.011	0.092	Σ SAR<1.6, Not required

BT+ 5GHz WLAN TX2

No.	Conditions	Position	Max. WLAN TX2	BT	SAR Sum	SPLSR
2	5 GHz WLAN TX2 + BT	Back side	0.675	0.146	0.821	Σ SAR<1.6, Not required
		Top side	0.045	0.014	0.059	Σ SAR<1.6, Not required
		Bottom side	1.163	0.191	1.354	Σ SAR<1.6, Not required
		Right side	0.042	0.006	0.048	Σ SAR<1.6, Not required
		Left side	0.084	0.011	0.095	Σ SAR<1.6, Not required

Unless otherwise stated the results shown in this test report refer only to the sample(s) tested and such sample(s) are retained for 90 days only.

除非另有說明，此報告結果僅對測試之樣品負責，同時此樣品僅保留90天。本報告未經本公司書面許可，不可部份複製。

This document is issued by the Company subject to its General Conditions of Service printed overleaf, available on request or accessible at www.sgs.com/terms_and_conditions.htm and for electronic format documents, subject to Terms and Conditions for Electronic Documents at www.sgs.com/terms_e-document.htm. Attention is drawn to the limitation of liability, indemnification and jurisdiction issues defined therein. Any holder of this document is advised that information contained hereon reflects the Company's findings at the time of its intervention only and within the limits of Client's instructions, if any. The Company's sole responsibility is to its Client and this document does not exonerate parties to a transaction from exercising all their rights and obligations under the transaction documents. This document cannot be reproduced except in full, without prior written approval of the Company. Any unauthorized alteration, forgery or falsification of the content or appearance of this document is unlawful and offenders may be prosecuted to the fullest extent of the law.

Tablet mode (WLAN MIMO power)

2.4 GHz WLAN MIMO

No.	Conditions	Position	Max. WLAN TX2	Max. WLAN TX1	SAR Sum	SPLSR
1	2.4 GHz WLAN TX2 + WLAN TX1	Back side	0.201	0.236	0.437	Σ SAR<1.6, Not required
		Top side	0.030	0.016	0.046	Σ SAR<1.6, Not required
		Bottom side	0.460	0.490	0.950	Σ SAR<1.6, Not required
		Right side	0.026	0.02	0.046	Σ SAR<1.6, Not required
		Left side	0.050	0.042	0.092	Σ SAR<1.6, Not required

5 GHz WLAN MIMO

No.	Conditions	Position	Max. WLAN TX2	Max. WLAN TX1	SAR Sum	SPLSR
2	5 GHz WLAN TX2 + WLAN TX1	Back side	0.387	0.449	0.836	Analyzed as below
		Top side	0.023	0.031	0.054	Σ SAR<1.6, Not required
		Bottom side	0.565	0.594	1.159	Σ SAR<1.6, Not required
		Right side	0.021	0.029	0.050	Σ SAR<1.6, Not required
		Left side	0.038	0.047	0.085	Σ SAR<1.6, Not required

Unless otherwise stated the results shown in this test report refer only to the sample(s) tested and such sample(s) are retained for 90 days only.
除非另有說明，此報告結果僅對測試之樣品負責，同時此樣品僅保留90天。本報告未經本公司書面許可，不可部份複製。

This document is issued by the Company subject to its General Conditions of Service printed overleaf, available on request or accessible at www.sgs.com/terms_and_conditions.htm and for electronic format documents, subject to Terms and Conditions for Electronic Documents at www.sgs.com/terms_e-document.htm. Attention is drawn to the limitation of liability, indemnification and jurisdiction issues defined therein. Any holder of this document is advised that information contained hereon reflects the Company's findings at the time of its intervention only and within the limits of Client's instructions, if any. The Company's sole responsibility is to its Client and this document does not exonerate parties to a transaction from exercising all their rights and obligations under the transaction documents. This document cannot be reproduced except in full, without prior written approval of the Company. Any unauthorized alteration, forgery or falsification of the content or appearance of this document is unlawful and offenders may be prosecuted to the fullest extent of the law.

4. Instruments List

Manufacturer	Device	Type	Serial number	Date of last calibration	Date of next calibration
SPEAG	Dosimetric E-Field Probe	EX3DV4	3938	Oct.24,2018	Oct.23,2019
SPEAG	System Validation Dipole	D2450V2	727	Apr.24,2019	Apr.23,2020
		D5GHzV2	1023	Jan.30,2019	Jan.29,2020
SPEAG	Data acquisition Electronics	DAE4	1260	Nov.30,2018	Nov.29,2019
SPEAG	Software	DASY 52 V52.10.2	N/A	Calibration not required	Calibration not required
SPEAG	Phantom	ELI	N/A	Calibration not required	Calibration not required
Agilent	Network Analyzer	E5071C	MY46107530	Feb.23,2019	Feb.22,2020
Agilent	Dielectric Probe Kit	85070E	MY44300677	Calibration not required	Calibration not required
Agilent	Dual-directional coupler	772D	MY52180142	Jul.04,2018	Jul.03,2019
		778D	MY52180302	Jul.05,2018	Jul.04,2019
Agilent	RF Signal Generator	N5181A	MY52180142	Jul.04,2018	Jul.03,2019
Agilent	Power Meter	ML2496A	1326001	Aug.09,2018	Aug.02,2019
Agilent	Power Sensor	MA2411B	1315048	Aug.09,2018	Aug.02,2019
			1315049	Aug.09,2018	Aug.02,2019
TECPEL	Digital thermometer	DTM-303A	TP131515	Jul.17,2018	Jul.16,2019

Unless otherwise stated the results shown in this test report refer only to the sample(s) tested and such sample(s) are retained for 90 days only.

除非另有說明，此報告結果僅對測試之樣品負責，同時此樣品僅保留90天。本報告未經本公司書面許可，不可部份複製。

This document is issued by the Company subject to its General Conditions of Service printed overleaf, available on request or accessible at www.sgs.com/terms_and_conditions.htm and for electronic format documents, subject to Terms and Conditions for Electronic Documents at www.sgs.com/terms_e-document.htm. Attention is drawn to the limitation of liability, indemnification and jurisdiction issues defined therein. Any holder of this document is advised that information contained hereon reflects the Company's findings at the time of its intervention only and within the limits of Client's instructions, if any. The Company's sole responsibility is to its Client and this document does not exonerate parties to a transaction from exercising all their rights and obligations under the transaction documents. This document cannot be reproduced except in full, without prior written approval of the Company. Any unauthorized alteration, forgery or falsification of the content or appearance of this document is unlawful and offenders may be prosecuted to the fullest extent of the law.

SGS Taiwan Ltd.

No.134,Wu Kung Road, New Taipei Industrial Park, Wuku District, New Taipei City, Taiwan 24803/新北市五股區新北產業園區五工路 134 號

台灣檢驗科技股份有限公司

t (886-2) 2299-3279

f (886-2) 2298-0488

www.tw.sgs.com

Member of SGS Group

5. Measurements

Date: 2019/6/13

WLAN 802.11b_Body-worn_Bottom side_CH 10_Tx2_0mm

Communication System: WLAN 2.45G; Frequency: 2457 MHz; Duty Cycle: 1:1

Medium parameters used: $f = 2457 \text{ MHz}$; $\sigma = 1.888 \text{ S/m}$; $\epsilon_r = 37.654$; $\rho = 1000 \text{ kg/m}^3$

Phantom section: Flat Section

Ambient temperature: 22.3°C ; Liquid temperature: 21.7°C

DASY5 Configuration:


- Probe: EX3DV4 - SN3938;ConvF(7.17, 7.17, 7.17);Calibrated: 2018/10/24
- Sensor-Surface: 2mm (Mechanical Surface Detection)
- Electronics: DAE4 Sn1260; Calibrated: 2018/11/30
- Phantom: ELI
- DASY52 52.10.2(1495); SEMCAD X 14.6.12(7463)

Area Scan (61x111x1): Interpolated grid: $dx=12 \text{ mm}$, $dy=12 \text{ mm}$

Maximum value of SAR (interpolated) = 0.244 W/kg
Zoom Scan (7x7x7)/Cube 0: Measurement grid: $dx=5\text{mm}$, $dy=5\text{mm}$, $dz=5\text{mm}$

Reference Value = 2.747 V/m ; Power Drift = -0.09 dB

Peak SAR (extrapolated) = 0.292 W/kg
SAR(1 g) = 0.174 W/kg ; SAR(10 g) = 0.103 W/kg

Maximum value of SAR (measured) = 0.236 W/kg

 $0 \text{ dB} = 0.236 \text{ W/kg} = -6.27 \text{ dBW/kg}$

Unless otherwise stated the results shown in this test report refer only to the sample(s) tested and such sample(s) are retained for 90 days only.

除非另有說明，此報告結果僅對測試之樣品負責，同時此樣品僅保留90天。本報告未經本公司書面許可，不可部份複製。

This document is issued by the Company subject to its General Conditions of Service printed overleaf, available on request or accessible at www.sgs.com/terms_and_conditions.htm and for electronic format documents, subject to Terms and Conditions for Electronic Documents at www.sgs.com/terms_e-document.htm. Attention is drawn to the limitation of liability, indemnification and jurisdiction issues defined therein. Any holder of this document is advised that information contained hereon reflects the Company's findings at the time of its intervention only and within the limits of Client's instructions, if any. The Company's sole responsibility is to its Client and this document does not exonerate parties to a transaction from exercising all their rights and obligations under the transaction documents. This document cannot be reproduced except in full, without prior written approval of the Company. Any unauthorized alteration, forgery or falsification of the content or appearance of this document is unlawful and offenders may be prosecuted to the fullest extent of the law.

SGS Taiwan Ltd.

No.134,Wu Kung Road, New Taipei Industrial Park, Wuku District, New Taipei City, Taiwan 24803/新北市五股區新北產業園區五工路 134 號

台灣檢驗科技股份有限公司

t (886-2) 2299-3279

f (886-2) 2298-0488

www.tw.sgs.com

Member of SGS Group

Date: 2019/6/14

WLAN 802.11n(40M) 5.2G_Body-worn_Bottom side_CH 46_Tx2_0mm

Communication System: WLAN 5G; Frequency: 5230 MHz; Duty Cycle: 1:1

Medium parameters used: $f = 5230 \text{ MHz}$; $\sigma = 4.743 \text{ S/m}$; $\epsilon_r = 35.511$; $\rho = 1000 \text{ kg/m}^3$

Phantom section: Flat Section

Ambient temperature: 22.1°C ; Liquid temperature: 21.5°C

DASY5 Configuration:


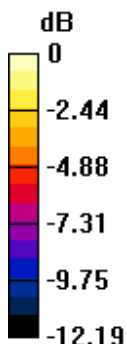
- Probe: EX3DV4 - SN3938;ConvF(5, 5, 5);Calibrated: 2018/10/24
- Sensor-Surface: 2mm (Mechanical Surface Detection)
- Electronics: DAE4 Sn1260; Calibrated: 2018/11/30
- Phantom: ELI
- DASY52 52.10.2(1495); SEMCAD X 14.6.12(7463)

Area Scan (71x141x1): Interpolated grid: $dx=10 \text{ mm}$, $dy=10 \text{ mm}$

Maximum value of SAR (interpolated) = 0.477 W/kg
Zoom Scan (7x7x12)/Cube 0: Measurement grid: $dx=4\text{mm}$, $dy=4\text{mm}$, $dz=2\text{mm}$

Reference Value = 2.176 V/m ; Power Drift = -0.04 dB

Peak SAR (extrapolated) = 0.923 W/kg
SAR(1 g) = 0.262 W/kg ; SAR(10 g) = 0.135 W/kg

Maximum value of SAR (measured) = 0.442 W/kg

 $0 \text{ dB} = 0.442 \text{ W/kg} = -3.55 \text{ dBW/kg}$

Unless otherwise stated the results shown in this test report refer only to the sample(s) tested and such sample(s) are retained for 90 days only.
除非另有說明，此報告結果僅對測試之樣品負責，同時此樣品僅保留90天。本報告未經本公司書面許可，不可部份複製。

This document is issued by the Company subject to its General Conditions of Service printed overleaf, available on request or accessible at www.sgs.com/terms_and_conditions.htm and for electronic format documents, subject to Terms and Conditions for Electronic Documents at www.sgs.com/terms_e-document.htm. Attention is drawn to the limitation of liability, indemnification and jurisdiction issues defined therein. Any holder of this document is advised that information contained hereon reflects the Company's findings at the time of its intervention only and within the limits of Client's instructions, if any. The Company's sole responsibility is to its Client and this document does not exonerate parties to a transaction from exercising all their rights and obligations under the transaction documents. This document cannot be reproduced except in full, without prior written approval of the Company. Any unauthorized alteration, forgery or falsification of the content or appearance of this document is unlawful and offenders may be prosecuted to the fullest extent of the law.

SGS Taiwan Ltd.

No.134,Wu Kung Road, New Taipei Industrial Park, Wuku District, New Taipei City, Taiwan 24803/新北市五股區新北產業園區五工路 134 號

台灣檢驗科技股份有限公司

t (886-2) 2299-3279

f (886-2) 2298-0488

www.tw.sgs.com

Member of SGS Group

Date: 2019/6/15

WLAN 802.11n(40M) 5.3G_Body-worn_Bottom side_CH 54_Tx2_0mm

Communication System: WLAN 5G; Frequency: 5270 MHz; Duty Cycle: 1:1

Medium parameters used: $f = 5270 \text{ MHz}$; $\sigma = 4.798 \text{ S/m}$; $\epsilon_r = 35.506$; $\rho = 1000 \text{ kg/m}^3$

Phantom section: Flat Section

Ambient temperature: 21.6°C ; Liquid temperature: 22.2°C

DASY5 Configuration:


- Probe: EX3DV4 - SN3938;ConvF(5, 5, 5);Calibrated: 2018/10/24
- Sensor-Surface: 2mm (Mechanical Surface Detection)
- Electronics: DAE4 Sn1260; Calibrated: 2018/11/30
- Phantom: ELI
- DASY52 52.10.2(1495); SEMCAD X 14.6.12(7463)

Area Scan (61x141x1): Interpolated grid: $dx=10 \text{ mm}$, $dy=10 \text{ mm}$

Maximum value of SAR (interpolated) = 0.426 W/kg
Zoom Scan (7x7x12)/Cube 0: Measurement grid: $dx=4\text{mm}$, $dy=4\text{mm}$, $dz=2\text{mm}$

Reference Value = 2.134 V/m ; Power Drift = -0.05 dB

Peak SAR (extrapolated) = 0.878 W/kg
SAR(1 g) = 0.262 W/kg ; SAR(10 g) = 0.134 W/kg

Maximum value of SAR (measured) = 0.433 W/kg

 $0 \text{ dB} = 0.433 \text{ W/kg} = -3.64 \text{ dBW/kg}$

Unless otherwise stated the results shown in this test report refer only to the sample(s) tested and such sample(s) are retained for 90 days only.
除非另有說明，此報告結果僅對測試之樣品負責，同時此樣品僅保留90天。本報告未經本公司書面許可，不可部份複製。

This document is issued by the Company subject to its General Conditions of Service printed overleaf, available on request or accessible at www.sgs.com/terms_and_conditions.htm and for electronic format documents, subject to Terms and Conditions for Electronic Documents at www.sgs.com/terms_e-document.htm. Attention is drawn to the limitation of liability, indemnification and jurisdiction issues defined therein. Any holder of this document is advised that information contained hereon reflects the Company's findings at the time of its intervention only and within the limits of Client's instructions, if any. The Company's sole responsibility is to its Client and this document does not exonerate parties to a transaction from exercising all their rights and obligations under the transaction documents. This document cannot be reproduced except in full, without prior written approval of the Company. Any unauthorized alteration, forgery or falsification of the content or appearance of this document is unlawful and offenders may be prosecuted to the fullest extent of the law.

SGS Taiwan Ltd.

No.134,Wu Kung Road, New Taipei Industrial Park, Wuku District, New Taipei City, Taiwan 24803/新北市五股區新北產業園區五工路 134 號

台灣檢驗科技股份有限公司

t (886-2) 2299-3279

f (886-2) 2298-0488

www.tw.sgs.com

Member of SGS Group

Date: 2019/6/16

WLAN 802.11ac(80M) 5.6G_Body-worn_Bottom side_CH 138_Tx2_0mm

Communication System: WLAN 5G; Frequency: 5690 MHz; Duty Cycle: 1:1

Medium parameters used: $f = 5690 \text{ MHz}$; $\sigma = 5.331 \text{ S/m}$; $\epsilon_r = 34.386$; $\rho = 1000 \text{ kg/m}^3$

Phantom section: Flat Section

Ambient temperature: 21.7°C ; Liquid temperature: 22.2°C

DASY5 Configuration:


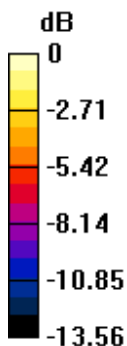
- Probe: EX3DV4 - SN3938;ConvF(4.76, 4.76, 4.76);Calibrated: 2018/10/24
- Sensor-Surface: 2mm (Mechanical Surface Detection)
- Electronics: DAE4 Sn1260; Calibrated: 2018/11/30
- Phantom: ELI
- DASY52 52.10.2(1495); SEMCAD X 14.6.12(7463)

Area Scan (61x141x1): Interpolated grid: $dx=10 \text{ mm}$, $dy=10 \text{ mm}$

Maximum value of SAR (interpolated) = 0.623 W/kg
Zoom Scan (7x7x12)/Cube 0: Measurement grid: $dx=4\text{mm}$, $dy=4\text{mm}$, $dz=2\text{mm}$

Reference Value = 1.891 V/m ; Power Drift = -0.03 dB

Peak SAR (extrapolated) = 1.54 W/kg
SAR(1 g) = 0.364 W/kg ; SAR(10 g) = 0.164 W/kg

Maximum value of SAR (measured) = 0.656 W/kg

 $0 \text{ dB} = 0.656 \text{ W/kg} = -1.83 \text{ dBW/kg}$

Unless otherwise stated the results shown in this test report refer only to the sample(s) tested and such sample(s) are retained for 90 days only.
除非另有說明，此報告結果僅對測試之樣品負責，同時此樣品僅保留90天。本報告未經本公司書面許可，不可部份複製。

This document is issued by the Company subject to its General Conditions of Service printed overleaf, available on request or accessible at www.sgs.com/terms_and_conditions.htm and for electronic format documents, subject to Terms and Conditions for Electronic Documents at www.sgs.com/terms_e-document.htm. Attention is drawn to the limitation of liability, indemnification and jurisdiction issues defined therein. Any holder of this document is advised that information contained hereon reflects the Company's findings at the time of its intervention only and within the limits of Client's instructions, if any. The Company's sole responsibility is to its Client and this document does not exonerate parties to a transaction from exercising all their rights and obligations under the transaction documents. This document cannot be reproduced except in full, without prior written approval of the Company. Any unauthorized alteration, forgery or falsification of the content or appearance of this document is unlawful and offenders may be prosecuted to the fullest extent of the law.

SGS Taiwan Ltd.

No.134,Wu Kung Road, New Taipei Industrial Park, Wuku District, New Taipei City, Taiwan 24803/新北市五股區新北產業園區五工路 134 號

台灣檢驗科技股份有限公司

t (886-2) 2299-3279

f (886-2) 2298-0488

www.tw.sgs.com

Member of SGS Group

Date: 2019/6/17

WLAN 802.11n(40M) 5.8G_Body-worn_Bottom side_CH 151_Tx2_0mm

Communication System: WLAN 5G; Frequency: 5755 MHz; Duty Cycle: 1:1

Medium parameters used: $f = 5755 \text{ MHz}$; $\sigma = 5.421 \text{ S/m}$; $\epsilon_r = 34.218$; $\rho = 1000 \text{ kg/m}^3$

Phantom section: Flat Section

Ambient temperature: 22.0°C; Liquid temperature: 21.5°C

DASY5 Configuration:

- Probe: EX3DV4 - SN3938;ConvF(4.76, 4.76, 4.76);Calibrated: 2018/10/24
- Sensor-Surface: 2mm (Mechanical Surface Detection)
- Electronics: DAE4 Sn1260; Calibrated: 2018/11/30
- Phantom: ELI
- DASY52 52.10.2(1495); SEMCAD X 14.6.12(7463)

Area Scan (61x141x1): Interpolated grid: dx=10 mm, dy=10 mm

Maximum value of SAR (interpolated) = 0.633 W/kg


Zoom Scan (7x7x12)/Cube 0: Measurement grid: dx=4mm, dy=4mm, dz=2mm

Reference Value = 1.742 V/m; Power Drift = 0.08 dB

Peak SAR (extrapolated) = 1.47 W/kg

SAR(1 g) = 0.355 W/kg; SAR(10 g) = 0.161 W/kg

Maximum value of SAR (measured) = 0.639 W/kg



0 dB = 0.639 W/kg = -1.94 dBW/kg

Unless otherwise stated the results shown in this test report refer only to the sample(s) tested and such sample(s) are retained for 90 days only.

除非另有說明，此報告結果僅對測試之樣品負責，同時此樣品僅保留90天。本報告未經本公司書面許可，不可部份複製。

This document is issued by the Company subject to its General Conditions of Service printed overleaf, available on request or accessible at www.sgs.com/terms_and_conditions.htm and for electronic format documents, subject to Terms and Conditions for Electronic Documents at www.sgs.com/terms_e-document.htm. Attention is drawn to the limitation of liability, indemnification and jurisdiction issues defined therein. Any holder of this document is advised that information contained hereon reflects the Company's findings at the time of its intervention only and within the limits of Client's instructions, if any. The Company's sole responsibility is to its Client and this document does not exonerate parties to a transaction from exercising all their rights and obligations under the transaction documents. This document cannot be reproduced except in full, without prior written approval of the Company. Any unauthorized alteration, forgery or falsification of the content or appearance of this document is unlawful and offenders may be prosecuted to the fullest extent of the law.

SGS Taiwan Ltd.

No.134,Wu Kung Road, New Taipei Industrial Park, Wuku District, New Taipei City, Taiwan 24803/新北市五股區新北產業園區五工路 134 號

台灣檢驗科技股份有限公司

t (886-2) 2299-3279

f (886-2) 2298-0488

www.tw.sgs.com

Member of SGS Group

Date: 2019/6/13

WLAN 802.11b_Body-worn_Bottom side_CH 6_Tx1_0mm

Communication System: WLAN 2.45G; Frequency: 2437 MHz; Duty Cycle: 1:1

Medium parameters used: $f = 2437 \text{ MHz}$; $\sigma = 1.864 \text{ S/m}$; $\epsilon_r = 37.753$; $\rho = 1000 \text{ kg/m}^3$

Phantom section: Flat Section

Ambient temperature: 22.3°C ; Liquid temperature: 21.7°C

DASY5 Configuration:


- Probe: EX3DV4 - SN3938;ConvF(7.17, 7.17, 7.17);Calibrated: 2018/10/24
- Sensor-Surface: 2mm (Mechanical Surface Detection)
- Electronics: DAE4 Sn1260; Calibrated: 2018/11/30
- Phantom: ELI
- DASY52 52.10.2(1495); SEMCAD X 14.6.12(7463)

Area Scan (61x111x1): Interpolated grid: $dx=12 \text{ mm}$, $dy=12 \text{ mm}$

Maximum value of SAR (interpolated) = 0.236 W/kg
Zoom Scan (7x7x7)/Cube 0: Measurement grid: $dx=5\text{mm}$, $dy=5\text{mm}$, $dz=5\text{mm}$

Reference Value = 2.861 V/m ; Power Drift = -0.08 dB

Peak SAR (extrapolated) = 0.290 W/kg
SAR(1 g) = 0.171 W/kg ; SAR(10 g) = 0.101 W/kg

Maximum value of SAR (measured) = 0.229 W/kg

 $0 \text{ dB} = 0.229 \text{ W/kg} = -6.40 \text{ dBW/kg}$

Unless otherwise stated the results shown in this test report refer only to the sample(s) tested and such sample(s) are retained for 90 days only.

除非另有說明，此報告結果僅對測試之樣品負責，同時此樣品僅保留90天。本報告未經本公司書面許可，不可部份複製。

This document is issued by the Company subject to its General Conditions of Service printed overleaf, available on request or accessible at www.sgs.com/terms_and_conditions.htm and for electronic format documents, subject to Terms and Conditions for Electronic Documents at www.sgs.com/terms_e-document.htm. Attention is drawn to the limitation of liability, indemnification and jurisdiction issues defined therein. Any holder of this document is advised that information contained hereon reflects the Company's findings at the time of its intervention only and within the limits of Client's instructions, if any. The Company's sole responsibility is to its Client and this document does not exonerate parties to a transaction from exercising all their rights and obligations under the transaction documents. This document cannot be reproduced except in full, without prior written approval of the Company. Any unauthorized alteration, forgery or falsification of the content or appearance of this document is unlawful and offenders may be prosecuted to the fullest extent of the law.

SGS Taiwan Ltd.

No.134,Wu Kung Road, New Taipei Industrial Park, Wuku District, New Taipei City, Taiwan 24803/新北市五股區新北產業園區五工路 134 號

台灣檢驗科技股份有限公司

t (886-2) 2299-3279

f (886-2) 2298-0488

www.tw.sgs.com

Member of SGS Group

Date: 2019/6/13

Bluetooth_Body_Bottom side_CH 78_Tx1_0mm

Communication System: Bluetooth; Frequency: 2480 MHz

Medium parameters used: $f = 2480 \text{ MHz}$; $\sigma = 1.912 \text{ S/m}$; $\epsilon_r = 37.606$; $\rho = 1000 \text{ kg/m}^3$

Phantom section: Flat Section

Ambient temperature: 22.3°C ; Liquid temperature: 21.7°C

DASY5 Configuration:

- Probe: EX3DV4 - SN3938; ConvF(7.17, 7.17, 7.17); Calibrated: 2018/10/24
- Sensor-Surface: 2mm (Mechanical Surface Detection)
- Electronics: DAE4 Sn1260; Calibrated: 2018/11/30
- Phantom: ELI
- DASY52 52.10.2(1495); SEMCAD X 14.6.12(7463)

Area Scan (101x121x1): Interpolated grid: $dx=12 \text{ mm}$, $dy=12 \text{ mm}$

Maximum value of SAR (interpolated) = 0.176 W/kg
Zoom Scan (7x7x7)/Cube 0: Measurement grid: $dx=5\text{mm}$, $dy=5\text{mm}$, $dz=5\text{mm}$

Reference Value = 3.356 V/m ; Power Drift = -0.12 dB

Peak SAR (extrapolated) = 0.122 W/kg
SAR(1 g) = 0.086 W/kg ; SAR(10 g) = 0.059 W/kg

Maximum value of SAR (measured) = 0.110 W/kg

 $0 \text{ dB} = 0.110 \text{ W/kg} = -9.59 \text{ dBW/kg}$

Unless otherwise stated the results shown in this test report refer only to the sample(s) tested and such sample(s) are retained for 90 days only.
除非另有說明，此報告結果僅對測試之樣品負責，同時此樣品僅保留90天。本報告未經本公司書面許可，不可部份複製。

This document is issued by the Company subject to its General Conditions of Service printed overleaf, available on request or accessible at www.sgs.com/terms_and_conditions.htm and for electronic format documents, subject to Terms and Conditions for Electronic Documents at www.sgs.com/terms_e-document.htm. Attention is drawn to the limitation of liability, indemnification and jurisdiction issues defined therein. Any holder of this document is advised that information contained hereon reflects the Company's findings at the time of its intervention only and within the limits of Client's instructions, if any. The Company's sole responsibility is to its Client and this document does not exonerate parties to a transaction from exercising all their rights and obligations under the transaction documents. This document cannot be reproduced except in full, without prior written approval of the Company. Any unauthorized alteration, forgery or falsification of the content or appearance of this document is unlawful and offenders may be prosecuted to the fullest extent of the law.

SGS Taiwan Ltd.

No.134,Wu Kung Road, New Taipei Industrial Park, Wuku District, New Taipei City, Taiwan 24803/新北市五股區新北產業園區五工路 134 號

台灣檢驗科技股份有限公司

t (886-2) 2299-3279

f (886-2) 2298-0488

www.tw.sgs.com

Member of SGS Group

Date: 2019/6/14

WLAN 802.11n(40M) 5.2G_Body-worn_Bottom side_CH 46_Tx1_0mm

Communication System: WLAN 5G; Frequency: 5230 MHz; Duty Cycle: 1:1

Medium parameters used: $f = 5230 \text{ MHz}$; $\sigma = 4.743 \text{ S/m}$; $\epsilon_r = 35.511$; $\rho = 1000 \text{ kg/m}^3$

Phantom section: Flat Section

Ambient temperature: 22.1°C ; Liquid temperature: 21.5°C

DASY5 Configuration:


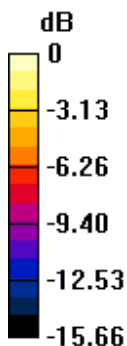
- Probe: EX3DV4 - SN3938;ConvF(5, 5, 5);Calibrated: 2018/10/24
- Sensor-Surface: 2mm (Mechanical Surface Detection)
- Electronics: DAE4 Sn1260; Calibrated: 2018/11/30
- Phantom: ELI
- DASY52 52.10.2(1495); SEMCAD X 14.6.12(7463)

Area Scan (81x151x1): Interpolated grid: $dx=10 \text{ mm}$, $dy=10 \text{ mm}$

Maximum value of SAR (interpolated) = 0.416 W/kg
Zoom Scan (7x7x12)/Cube 0: Measurement grid: $dx=4\text{mm}$, $dy=4\text{mm}$, $dz=2\text{mm}$

Reference Value = 2.523 V/m ; Power Drift = -0.07 dB

Peak SAR (extrapolated) = 0.820 W/kg
SAR(1 g) = 0.233 W/kg ; SAR(10 g) = 0.105 W/kg

Maximum value of SAR (measured) = 0.413 W/kg

 $0 \text{ dB} = 0.413 \text{ W/kg} = -3.84 \text{ dBW/kg}$

Unless otherwise stated the results shown in this test report refer only to the sample(s) tested and such sample(s) are retained for 90 days only.

除非另有說明，此報告結果僅對測試之樣品負責，同時此樣品僅保留90天。本報告未經本公司書面許可，不可部份複製。

This document is issued by the Company subject to its General Conditions of Service printed overleaf, available on request or accessible at www.sgs.com/terms_and_conditions.htm and for electronic format documents, subject to Terms and Conditions for Electronic Documents at www.sgs.com/terms_e-document.htm. Attention is drawn to the limitation of liability, indemnification and jurisdiction issues defined therein. Any holder of this document is advised that information contained hereon reflects the Company's findings at the time of its intervention only and within the limits of Client's instructions, if any. The Company's sole responsibility is to its Client and this document does not exonerate parties to a transaction from exercising all their rights and obligations under the transaction documents. This document cannot be reproduced except in full, without prior written approval of the Company. Any unauthorized alteration, forgery or falsification of the content or appearance of this document is unlawful and offenders may be prosecuted to the fullest extent of the law.

SGS Taiwan Ltd.

No.134,Wu Kung Road, New Taipei Industrial Park, Wuku District, New Taipei City, Taiwan 24803/新北市五股區新北產業園區五工路 134 號

台灣檢驗科技股份有限公司

t (886-2) 2299-3279

f (886-2) 2298-0488

www.tw.sgs.com

Member of SGS Group

Date: 2019/6/15

WLAN 802.11n(40M) 5.3G_Body-worn_Bottom side_CH 54_Tx1_0mm

Communication System: WLAN 5G; Frequency: 5270 MHz; Duty Cycle: 1:1

Medium parameters used: $f = 5270 \text{ MHz}$; $\sigma = 4.798 \text{ S/m}$; $\epsilon_r = 35.506$; $\rho = 1000 \text{ kg/m}^3$

Phantom section: Flat Section

Ambient temperature: 21.6°C ; Liquid temperature: 22.2°C

DASY5 Configuration:


- Probe: EX3DV4 - SN3938;ConvF(5, 5, 5);Calibrated: 2018/10/24
- Sensor-Surface: 2mm (Mechanical Surface Detection)
- Electronics: DAE4 Sn1260; Calibrated: 2018/11/30
- Phantom: ELI
- DASY52 52.10.2(1495); SEMCAD X 14.6.12(7463)

Area Scan (81x151x1): Interpolated grid: $dx=10 \text{ mm}$, $dy=10 \text{ mm}$

Maximum value of SAR (interpolated) = 0.370 W/kg
Zoom Scan (7x7x12)/Cube 0: Measurement grid: $dx=4\text{mm}$, $dy=4\text{mm}$, $dz=2\text{mm}$

Reference Value = 2.722 V/m ; Power Drift = 0.04 dB

Peak SAR (extrapolated) = 0.725 W/kg
SAR(1 g) = 0.206 W/kg ; SAR(10 g) = 0.093 W/kg

Maximum value of SAR (measured) = 0.358 W/kg

 $0 \text{ dB} = 0.358 \text{ W/kg} = -4.46 \text{ dBW/kg}$

Unless otherwise stated the results shown in this test report refer only to the sample(s) tested and such sample(s) are retained for 90 days only.
 除非另有說明，此報告結果僅對測試之樣品負責，同時此樣品僅保留90天。本報告未經本公司書面許可，不可部份複製。

This document is issued by the Company subject to its General Conditions of Service printed overleaf, available on request or accessible at www.sgs.com/terms_and_conditions.htm and for electronic format documents, subject to Terms and Conditions for Electronic Documents at www.sgs.com/terms_e-document.htm. Attention is drawn to the limitation of liability, indemnification and jurisdiction issues defined therein. Any holder of this document is advised that information contained hereon reflects the Company's findings at the time of its intervention only and within the limits of Client's instructions, if any. The Company's sole responsibility is to its Client and this document does not exonerate parties to a transaction from exercising all their rights and obligations under the transaction documents. This document cannot be reproduced except in full, without prior written approval of the Company. Any unauthorized alteration, forgery or falsification of the content or appearance of this document is unlawful and offenders may be prosecuted to the fullest extent of the law.

SGS Taiwan Ltd.

No.134,Wu Kung Road, New Taipei Industrial Park, Wuku District, New Taipei City, Taiwan 24803/新北市五股區新北產業園區五工路 134 號

台灣檢驗科技股份有限公司

t (886-2) 2299-3279

f (886-2) 2298-0488

www.tw.sgs.com

Member of SGS Group

Date: 2019/6/16

WLAN 802.11ac(80M) 5.6G_Body-worn_Bottom side_CH 138_Tx1_0mm

Communication System: WLAN 5G; Frequency: 5690 MHz; Duty Cycle: 1:1

Medium parameters used: $f = 5690 \text{ MHz}$; $\sigma = 5.331 \text{ S/m}$; $\epsilon_r = 34.386$; $\rho = 1000 \text{ kg/m}^3$

Phantom section: Flat Section

Ambient temperature: 21.7°C ; Liquid temperature: 22.2°C

DASY5 Configuration:


- Probe: EX3DV4 - SN3938;ConvF(4.76, 4.76, 4.76);Calibrated: 2018/10/24
- Sensor-Surface: 2mm (Mechanical Surface Detection)
- Electronics: DAE4 Sn1260; Calibrated: 2018/11/30
- Phantom: ELI
- DASY52 52.10.2(1495); SEMCAD X 14.6.12(7463)

Area Scan (81x151x1): Interpolated grid: $dx=10 \text{ mm}$, $dy=10 \text{ mm}$

Maximum value of SAR (interpolated) = 0.559 W/kg
Zoom Scan (7x7x12)/Cube 0: Measurement grid: $dx=4\text{mm}$, $dy=4\text{mm}$, $dz=2\text{mm}$

Reference Value = 2.149 V/m ; Power Drift = 0.03 dB

Peak SAR (extrapolated) = 1.21 W/kg
SAR(1 g) = 0.299 W/kg ; SAR(10 g) = 0.123 W/kg

Maximum value of SAR (measured) = 0.551 W/kg


0 dB = 0.551 W/kg = -2.59 dBW/kg

Unless otherwise stated the results shown in this test report refer only to the sample(s) tested and such sample(s) are retained for 90 days only.
 除非另有說明，此報告結果僅對測試之樣品負責，同時此樣品僅保留90天。本報告未經本公司書面許可，不可部份複製。

This document is issued by the Company subject to its General Conditions of Service printed overleaf, available on request or accessible at www.sgs.com/terms_and_conditions.htm and for electronic format documents, subject to Terms and Conditions for Electronic Documents at www.sgs.com/terms_e-document.htm. Attention is drawn to the limitation of liability, indemnification and jurisdiction issues defined therein. Any holder of this document is advised that information contained hereon reflects the Company's findings at the time of its intervention only and within the limits of Client's instructions, if any. The Company's sole responsibility is to its Client and this document does not exonerate parties to a transaction from exercising all their rights and obligations under the transaction documents. This document cannot be reproduced except in full, without prior written approval of the Company. Any unauthorized alteration, forgery or falsification of the content or appearance of this document is unlawful and offenders may be prosecuted to the fullest extent of the law.

SGS Taiwan Ltd.

No.134,Wu Kung Road, New Taipei Industrial Park, Wuku District, New Taipei City, Taiwan 24803/新北市五股區新北產業園區五工路 134 號

台灣檢驗科技股份有限公司

t (886-2) 2299-3279

f (886-2) 2298-0488

www.tw.sgs.com

Member of SGS Group

Date: 2019/6/17

WLAN 802.11n(40M) 5.8G_Body-worn_Bottom side_CH 151_Tx1_0mm

Communication System: WLAN 5G; Frequency: 5755 MHz; Duty Cycle: 1:1

Medium parameters used: $f = 5755 \text{ MHz}$; $\sigma = 5.421 \text{ S/m}$; $\epsilon_r = 34.218$; $\rho = 1000 \text{ kg/m}^3$

Phantom section: Flat Section

Ambient temperature: 22.0°C ; Liquid temperature: 21.5°C

DASY5 Configuration:


- Probe: EX3DV4 - SN3938;ConvF(4.76, 4.76, 4.76);Calibrated: 2018/10/24
- Sensor-Surface: 2mm (Mechanical Surface Detection)
- Electronics: DAE4 Sn1260; Calibrated: 2018/11/30
- Phantom: ELI
- DASY52 52.10.2(1495); SEMCAD X 14.6.12(7463)

Area Scan (81x151x1): Interpolated grid: $dx=10 \text{ mm}$, $dy=10 \text{ mm}$

Maximum value of SAR (interpolated) = 0.653 W/kg
Zoom Scan (7x7x12)/Cube 0: Measurement grid: $dx=4\text{mm}$, $dy=4\text{mm}$, $dz=2\text{mm}$

Reference Value = 2.727 V/m ; Power Drift = 0.07 dB

Peak SAR (extrapolated) = 1.41 W/kg
SAR(1 g) = 0.345 W/kg ; SAR(10 g) = 0.139 W/kg

Maximum value of SAR (measured) = 0.643 W/kg

 $0 \text{ dB} = 0.643 \text{ W/kg} = -1.92 \text{ dBW/kg}$

Unless otherwise stated the results shown in this test report refer only to the sample(s) tested and such sample(s) are retained for 90 days only.
除非另有說明，此報告結果僅對測試之樣品負責，同時此樣品僅保留90天。本報告未經本公司書面許可，不可部份複製。

This document is issued by the Company subject to its General Conditions of Service printed overleaf, available on request or accessible at www.sgs.com/terms_and_conditions.htm and for electronic format documents, subject to Terms and Conditions for Electronic Documents at www.sgs.com/terms_e-document.htm. Attention is drawn to the limitation of liability, indemnification and jurisdiction issues defined therein. Any holder of this document is advised that information contained hereon reflects the Company's findings at the time of its intervention only and within the limits of Client's instructions, if any. The Company's sole responsibility is to its Client and this document does not exonerate parties to a transaction from exercising all their rights and obligations under the transaction documents. This document cannot be reproduced except in full, without prior written approval of the Company. Any unauthorized alteration, forgery or falsification of the content or appearance of this document is unlawful and offenders may be prosecuted to the fullest extent of the law.

SGS Taiwan Ltd.

No.134,Wu Kung Road, New Taipei Industrial Park, Wuku District, New Taipei City, Taiwan 24803/新北市五股區新北產業園區五工路 134 號

台灣檢驗科技股份有限公司

t (886-2) 2299-3279

f (886-2) 2298-0488

www.tw.sgs.com

Member of SGS Group

Date: 2019/6/13

WLAN 802.11b_Body-worn_Bottom side_CH 1_Tx2_0mm

Communication System: WLAN 2.45G; Frequency: 2412 MHz; Duty Cycle: 1:1

Medium parameters used: $f = 2412 \text{ MHz}$; $\sigma = 1.836 \text{ S/m}$; $\epsilon_r = 37.806$; $\rho = 1000 \text{ kg/m}^3$

Phantom section: Flat Section

Ambient temperature: 22.3°C; Liquid temperature: 21.7°C

DASY5 Configuration:

- Probe: EX3DV4 - SN3938;ConvF(7.17, 7.17, 7.17);Calibrated: 2018/10/24
- Sensor-Surface: 2mm (Mechanical Surface Detection)
- Electronics: DAE4 Sn1260; Calibrated: 2018/11/30
- Phantom: ELI
- DASY52 52.10.2(1495); SEMCAD X 14.6.12(7463)

Area Scan (51x121x1): Interpolated grid: dx=12 mm, dy=12 mm

Maximum value of SAR (interpolated) = 1.49 W/kg

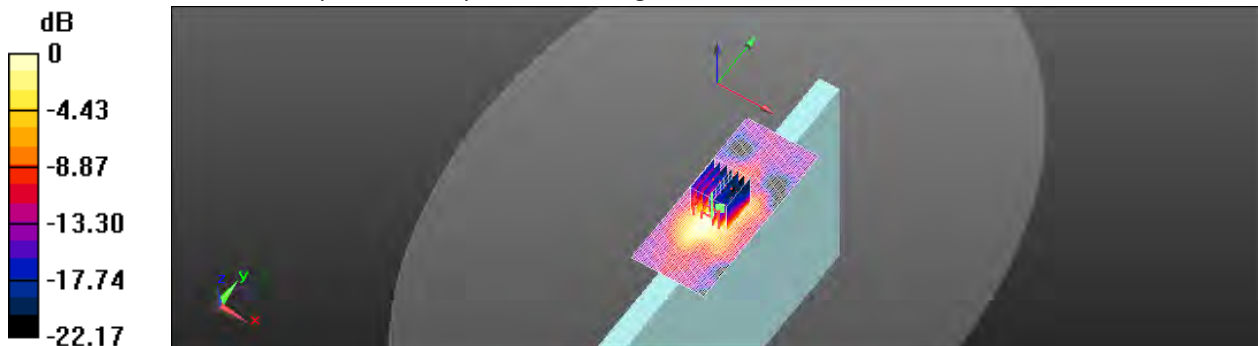
Zoom Scan (7x7x7)/Cube 0: Measurement grid: dx=5mm, dy=5mm, dz=5mm

Reference Value = 2.136 V/m; Power Drift = 0.03 dB

Peak SAR (extrapolated) = 2.81 W/kg

SAR(1 g) = 0.918 W/kg; SAR(10 g) = 0.400 W/kg

Maximum value of SAR (measured) = 1.57 W/kg



0 dB = 1.57 W/kg = 1.96 dBW/kg

Unless otherwise stated the results shown in this test report refer only to the sample(s) tested and such sample(s) are retained for 90 days only.
除非另有說明，此報告結果僅對測試之樣品負責，同時此樣品僅保留90天。本報告未經本公司書面許可，不可部份複製。

This document is issued by the Company subject to its General Conditions of Service printed overleaf, available on request or accessible at www.sgs.com/terms_and_conditions.htm and for electronic format documents, subject to Terms and Conditions for Electronic Documents at www.sgs.com/terms_e-document.htm. Attention is drawn to the limitation of liability, indemnification and jurisdiction issues defined therein. Any holder of this document is advised that information contained hereon reflects the Company's findings at the time of its intervention only and within the limits of Client's instructions, if any. The Company's sole responsibility is to its Client and this document does not exonerate parties to a transaction from exercising all their rights and obligations under the transaction documents. This document cannot be reproduced except in full, without prior written approval of the Company. Any unauthorized alteration, forgery or falsification of the content or appearance of this document is unlawful and offenders may be prosecuted to the fullest extent of the law.

SGS Taiwan Ltd.

No.134,Wu Kung Road, New Taipei Industrial Park, Wuku District, New Taipei City, Taiwan 24803/新北市五股區新北產業園區五工路 134 號

台灣檢驗科技股份有限公司

t (886-2) 2299-3279

f (886-2) 2298-0488

www.tw.sgs.com

Member of SGS Group

Date: 2019/6/14

WLAN 802.11ac(80M) 5.2G_Body-worn_Bottom side_CH 42_Tx2_0mm

Communication System: WLAN 5G; Frequency: 5210 MHz; Duty Cycle: 1:1

Medium parameters used: $f = 5210 \text{ MHz}$; $\sigma = 4.694 \text{ S/m}$; $\epsilon_r = 35.601$; $\rho = 1000 \text{ kg/m}^3$

Phantom section: Flat Section

Ambient temperature: 22.1°C ; Liquid temperature: 21.5°C

DASY5 Configuration:


- Probe: EX3DV4 - SN3938;ConvF(5, 5, 5);Calibrated: 2018/10/24
- Sensor-Surface: 2mm (Mechanical Surface Detection)
- Electronics: DAE4 Sn1260; Calibrated: 2018/11/30
- Phantom: ELI
- DASY52 52.10.2(1495); SEMCAD X 14.6.12(7463)

Area Scan (61x141x1): Interpolated grid: $dx=10 \text{ mm}$, $dy=10 \text{ mm}$

Maximum value of SAR (interpolated) = 2.14 W/kg
Zoom Scan (7x7x12)/Cube 0: Measurement grid: $dx=4\text{mm}$, $dy=4\text{mm}$, $dz=2\text{mm}$

Reference Value = 1.841 V/m ; Power Drift = 0.01 dB

Peak SAR (extrapolated) = 4.55 W/kg
SAR(1 g) = 0.989 W/kg ; SAR(10 g) = 0.273 W/kg

Maximum value of SAR (measured) = 2.16 W/kg

 $0 \text{ dB} = 2.16 \text{ W/kg} = 3.34 \text{ dBW/kg}$

Unless otherwise stated the results shown in this test report refer only to the sample(s) tested and such sample(s) are retained for 90 days only.

除非另有說明，此報告結果僅對測試之樣品負責，同時此樣品僅保留90天。本報告未經本公司書面許可，不可部份複製。

This document is issued by the Company subject to its General Conditions of Service printed overleaf, available on request or accessible at www.sgs.com/terms_and_conditions.htm and for electronic format documents, subject to Terms and Conditions for Electronic Documents at www.sgs.com/terms_e-document.htm. Attention is drawn to the limitation of liability, indemnification and jurisdiction issues defined therein. Any holder of this document is advised that information contained hereon reflects the Company's findings at the time of its intervention only and within the limits of Client's instructions, if any. The Company's sole responsibility is to its Client and this document does not exonerate parties to a transaction from exercising all their rights and obligations under the transaction documents. This document cannot be reproduced except in full, without prior written approval of the Company. Any unauthorized alteration, forgery or falsification of the content or appearance of this document is unlawful and offenders may be prosecuted to the fullest extent of the law.

SGS Taiwan Ltd.

No.134,Wu Kung Road, New Taipei Industrial Park, Wuku District, New Taipei City, Taiwan 24803/新北市五股區新北產業園區五工路 134 號

台灣檢驗科技股份有限公司

t (886-2) 2299-3279

f (886-2) 2298-0488

www.tw.sgs.com

Member of SGS Group

Date: 2019/6/15

WLAN 802.11ac(80M) 5.3G_Body-worn_Bottom side_CH 58_Tx2_0mm

Communication System: WLAN 5G; Frequency: 5290 MHz; Duty Cycle: 1:1

Medium parameters used: $f = 5290 \text{ MHz}$; $\sigma = 4.801 \text{ S/m}$; $\epsilon_r = 35.503$; $\rho = 1000 \text{ kg/m}^3$

Phantom section: Flat Section

Ambient temperature: 21.6°C ; Liquid temperature: 22.2°C

DASY5 Configuration:


- Probe: EX3DV4 - SN3938;ConvF(5, 5, 5);Calibrated: 2018/10/24
- Sensor-Surface: 2mm (Mechanical Surface Detection)
- Electronics: DAE4 Sn1260; Calibrated: 2018/11/30
- Phantom: ELI
- DASY52 52.10.2(1495); SEMCAD X 14.6.12(7463)

Area Scan (61x141x1): Interpolated grid: $dx=10 \text{ mm}$, $dy=10 \text{ mm}$

Maximum value of SAR (interpolated) = 2.24 W/kg
Zoom Scan (7x7x12)/Cube 0: Measurement grid: $dx=4\text{mm}$, $dy=4\text{mm}$, $dz=2\text{mm}$

Reference Value = 2.064 V/m ; Power Drift = 0.03 dB

Peak SAR (extrapolated) = 4.87 W/kg
SAR(1 g) = 1.03 W/kg ; SAR(10 g) = 0.286 W/kg

Maximum value of SAR (measured) = 2.30 W/kg

 $0 \text{ dB} = 2.30 \text{ W/kg} = 3.62 \text{ dBW/kg}$

Unless otherwise stated the results shown in this test report refer only to the sample(s) tested and such sample(s) are retained for 90 days only.
除非另有說明，此報告結果僅對測試之樣品負責，同時此樣品僅保留90天。本報告未經本公司書面許可，不可部份複製。

This document is issued by the Company subject to its General Conditions of Service printed overleaf, available on request or accessible at www.sgs.com/terms_and_conditions.htm and for electronic format documents, subject to Terms and Conditions for Electronic Documents at www.sgs.com/terms_e-document.htm. Attention is drawn to the limitation of liability, indemnification and jurisdiction issues defined therein. Any holder of this document is advised that information contained hereon reflects the Company's findings at the time of its intervention only and within the limits of Client's instructions, if any. The Company's sole responsibility is to its Client and this document does not exonerate parties to a transaction from exercising all their rights and obligations under the transaction documents. This document cannot be reproduced except in full, without prior written approval of the Company. Any unauthorized alteration, forgery or falsification of the content or appearance of this document is unlawful and offenders may be prosecuted to the fullest extent of the law.

SGS Taiwan Ltd.

No.134,Wu Kung Road, New Taipei Industrial Park, Wuku District, New Taipei City, Taiwan 24803/新北市五股區新北產業園區五工路 134 號

台灣檢驗科技股份有限公司

t (886-2) 2299-3279

f (886-2) 2298-0488

www.tw.sgs.com

Member of SGS Group

Date: 2019/6/16

WLAN 802.11ac(80M) 5.6G_Body-worn_Bottom side_CH 106_Tx2_0mm

Communication System: WLAN 5G; Frequency: 5530 MHz; Duty Cycle: 1:1

Medium parameters used: $f = 5530 \text{ MHz}$; $\sigma = 4.925 \text{ S/m}$; $\epsilon_r = 34.654$; $\rho = 1000 \text{ kg/m}^3$

Phantom section: Flat Section

Ambient temperature: 21.7°C ; Liquid temperature: 22.2°C

DASY5 Configuration:


- Probe: EX3DV4 - SN3938;ConvF(4.65, 4.65, 4.65);Calibrated: 2018/10/24
- Sensor-Surface: 2mm (Mechanical Surface Detection)
- Electronics: DAE4 Sn1260; Calibrated: 2018/11/30
- Phantom: ELI
- DASY52 52.10.2(1495); SEMCAD X 14.6.12(7463)

Area Scan (61x141x1): Interpolated grid: $dx=10 \text{ mm}$, $dy=10 \text{ mm}$

Maximum value of SAR (interpolated) = 2.09 W/kg
Zoom Scan (7x7x12)/Cube 0: Measurement grid: $dx=4\text{mm}$, $dy=4\text{mm}$, $dz=2\text{mm}$

Reference Value = 2.098 V/m ; Power Drift = -0.05 dB

Peak SAR (extrapolated) = 5.51 W/kg
SAR(1 g) = 1.13 W/kg ; SAR(10 g) = 0.300 W/kg

Maximum value of SAR (measured) = 2.35 W/kg

 $0 \text{ dB} = 2.35 \text{ W/kg} = 3.71 \text{ dBW/kg}$

Unless otherwise stated the results shown in this test report refer only to the sample(s) tested and such sample(s) are retained for 90 days only.
 除非另有說明，此報告結果僅對測試之樣品負責，同時此樣品僅保留90天。本報告未經本公司書面許可，不可部份複製。

This document is issued by the Company subject to its General Conditions of Service printed overleaf, available on request or accessible at www.sgs.com/terms_and_conditions.htm and for electronic format documents, subject to Terms and Conditions for Electronic Documents at www.sgs.com/terms_e-document.htm. Attention is drawn to the limitation of liability, indemnification and jurisdiction issues defined therein. Any holder of this document is advised that information contained hereon reflects the Company's findings at the time of its intervention only and within the limits of Client's instructions, if any. The Company's sole responsibility is to its Client and this document does not exonerate parties to a transaction from exercising all their rights and obligations under the transaction documents. This document cannot be reproduced except in full, without prior written approval of the Company. Any unauthorized alteration, forgery or falsification of the content or appearance of this document is unlawful and offenders may be prosecuted to the fullest extent of the law.

SGS Taiwan Ltd.

No.134,Wu Kung Road, New Taipei Industrial Park, Wuku District, New Taipei City, Taiwan 24803/新北市五股區新北產業園區五工路 134 號

台灣檢驗科技股份有限公司

t (886-2) 2299-3279

f (886-2) 2298-0488

www.tw.sgs.com

Member of SGS Group

Date: 2019/6/17

WLAN 802.11ac(80M) 5.8G_Body-worn_Bottom side_CH 155_Tx2_0mm

Communication System: WLAN 5G; Frequency: 5775 MHz; Duty Cycle: 1:1

Medium parameters used: $f = 5775 \text{ MHz}$; $\sigma = 5.443 \text{ S/m}$; $\epsilon_r = 33.919$; $\rho = 1000 \text{ kg/m}^3$

Phantom section: Flat Section

Ambient temperature: 22.0°C ; Liquid temperature: 21.5°C

DASY5 Configuration:


- Probe: EX3DV4 - SN3938;ConvF(4.76, 4.76, 4.76);Calibrated: 2018/10/24
- Sensor-Surface: 2mm (Mechanical Surface Detection)
- Electronics: DAE4 Sn1260; Calibrated: 2018/11/30
- Phantom: ELI
- DASY52 52.10.2(1495); SEMCAD X 14.6.12(7463)

Area Scan (61x141x1): Interpolated grid: $dx=10 \text{ mm}$, $dy=10 \text{ mm}$

Maximum value of SAR (interpolated) = 2.68 W/kg
Zoom Scan (7x7x12)/Cube 0: Measurement grid: $dx=4\text{mm}$, $dy=4\text{mm}$, $dz=2\text{mm}$

Reference Value = 3.817 V/m ; Power Drift = -0.12 dB

Peak SAR (extrapolated) = 6.02 W/kg
SAR(1 g) = 1.16 W/kg ; SAR(10 g) = 0.303 W/kg

Maximum value of SAR (measured) = 2.69 W/kg


0 dB = 2.69 W/kg = 4.30 dBW/kg

Unless otherwise stated the results shown in this test report refer only to the sample(s) tested and such sample(s) are retained for 90 days only.
除非另有說明，此報告結果僅對測試之樣品負責，同時此樣品僅保留90天。本報告未經本公司書面許可，不可部份複製。

This document is issued by the Company subject to its General Conditions of Service printed overleaf, available on request or accessible at www.sgs.com/terms_and_conditions.htm and for electronic format documents, subject to Terms and Conditions for Electronic Documents at www.sgs.com/terms_e-document.htm. Attention is drawn to the limitation of liability, indemnification and jurisdiction issues defined therein. Any holder of this document is advised that information contained hereon reflects the Company's findings at the time of its intervention only and within the limits of Client's instructions, if any. The Company's sole responsibility is to its Client and this document does not exonerate parties to a transaction from exercising all their rights and obligations under the transaction documents. This document cannot be reproduced except in full, without prior written approval of the Company. Any unauthorized alteration, forgery or falsification of the content or appearance of this document is unlawful and offenders may be prosecuted to the fullest extent of the law.

SGS Taiwan Ltd.

No.134,Wu Kung Road, New Taipei Industrial Park, Wuku District, New Taipei City, Taiwan 24803/新北市五股區新北產業園區五工路 134 號

台灣檢驗科技股份有限公司

t (886-2) 2299-3279

f (886-2) 2298-0488

www.tw.sgs.com

Member of SGS Group

Date: 2019/6/13

WLAN 802.11b_Body-worn_Bottom side_CH 11_Tx1_0mm

Communication System: WLAN 2.45G; Frequency: 2462 MHz; Duty Cycle: 1:1

Medium parameters used: $f = 2462 \text{ MHz}$; $\sigma = 1.893 \text{ S/m}$; $\epsilon_r = 37.648$; $\rho = 1000 \text{ kg/m}^3$

Phantom section: Flat Section

Ambient temperature: 22.3°C ; Liquid temperature: 21.7°C

DASY5 Configuration:

- Probe: EX3DV4 - SN3938;ConvF(7.17, 7.17, 7.17);Calibrated: 2018/10/24
- Sensor-Surface: 2mm (Mechanical Surface Detection)
- Electronics: DAE4 Sn1260; Calibrated: 2018/11/30
- Phantom: ELI
- DASY52 52.10.2(1495); SEMCAD X 14.6.12(7463)

Area Scan (51x121x1): Interpolated grid: $dx=12 \text{ mm}$, $dy=12 \text{ mm}$

Maximum value of SAR (interpolated) = 1.90 W/kg
Zoom Scan (7x7x7)/Cube 0: Measurement grid: $dx=5\text{mm}$, $dy=5\text{mm}$, $dz=5\text{mm}$


Reference Value = 3.566 V/m ; Power Drift = -0.12 dB

Peak SAR (extrapolated) = 2.15 W/kg
SAR(1 g) = 0.921 W/kg ; SAR(10 g) = 0.387 W/kg

Maximum value of SAR (measured) = 1.43 W/kg
Zoom Scan (7x7x7)/Cube 1: Measurement grid: $dx=5\text{mm}$, $dy=5\text{mm}$, $dz=5\text{mm}$

Reference Value = 3.566 V/m ; Power Drift = -0.12 dB

Peak SAR (extrapolated) = 2.31 W/kg
SAR(1 g) = 0.692 W/kg ; SAR(10 g) = 0.328 W/kg

Maximum value of SAR (measured) = 1.24 W/kg


0 dB = 1.24 W/kg = 0.93 dBW/kg

Unless otherwise stated the results shown in this test report refer only to the sample(s) tested and such sample(s) are retained for 90 days only.

除非另有說明，此報告結果僅對測試之樣品負責，同時此樣品僅保留90天。本報告未經本公司書面許可，不可部份複製。

This document is issued by the Company subject to its General Conditions of Service printed overleaf, available on request or accessible at www.sgs.com/terms_and_conditions.htm and for electronic format documents, subject to Terms and Conditions for Electronic Documents at www.sgs.com/terms_e-document.htm. Attention is drawn to the limitation of liability, indemnification and jurisdiction issues defined therein. Any holder of this document is advised that information contained hereon reflects the Company's findings at the time of its intervention only and within the limits of Client's instructions, if any. The Company's sole responsibility is to its Client and this document does not exonerate parties to a transaction from exercising all their rights and obligations under the transaction documents. This document cannot be reproduced except in full, without prior written approval of the Company. Any unauthorized alteration, forgery or falsification of the content or appearance of this document is unlawful and offenders may be prosecuted to the fullest extent of the law.

SGS Taiwan Ltd.

No.134,Wu Kung Road, New Taipei Industrial Park, Wuku District, New Taipei City, Taiwan 24803/新北市五股區新北產業園區五工路 134 號

台灣檢驗科技股份有限公司

t (886-2) 2299-3279

f (886-2) 2298-0488

www.tw.sgs.com

Member of SGS Group

Date: 2019/6/13

Bluetooth_Body_Bottom side_CH 78_Tx1_0mm

Communication System: Bluetooth; Frequency: 2480 MHz

Medium parameters used: $f = 2480 \text{ MHz}$; $\sigma = 1.912 \text{ S/m}$; $\epsilon_r = 37.606$; $\rho = 1000 \text{ kg/m}^3$

Phantom section: Flat Section

Ambient temperature: 22.3°C ; Liquid temperature: 21.7°C

DASY5 Configuration:


- Probe: EX3DV4 - SN3938; ConvF(7.17, 7.17, 7.17); Calibrated: 2018/10/24
- Sensor-Surface: 2mm (Mechanical Surface Detection)
- Electronics: DAE4 Sn1260; Calibrated: 2018/11/30
- Phantom: ELI
- DASY52 52.10.2(1495); SEMCAD X 14.6.12(7463)

Area Scan (51x111x1): Interpolated grid: $dx=12 \text{ mm}$, $dy=12 \text{ mm}$

Maximum value of SAR (interpolated) = 0.294 W/kg
Zoom Scan (7x7x7)/Cube 0: Measurement grid: $dx=5\text{mm}$, $dy=5\text{mm}$, $dz=5\text{mm}$

Reference Value = 2.692 V/m ; Power Drift = -0.07 dB

Peak SAR (extrapolated) = 0.359 W/kg
SAR(1 g) = 0.148 W/kg ; SAR(10 g) = 0.079 W/kg

Maximum value of SAR (measured) = 0.231 W/kg

 $0 \text{ dB} = 0.231 \text{ W/kg} = -6.36 \text{ dBW/kg}$

Unless otherwise stated the results shown in this test report refer only to the sample(s) tested and such sample(s) are retained for 90 days only.
除非另有說明，此報告結果僅對測試之樣品負責，同時此樣品僅保留90天。本報告未經本公司書面許可，不可部份複製。

This document is issued by the Company subject to its General Conditions of Service printed overleaf, available on request or accessible at www.sgs.com/terms_and_conditions.htm and for electronic format documents, subject to Terms and Conditions for Electronic Documents at www.sgs.com/terms_e-document.htm. Attention is drawn to the limitation of liability, indemnification and jurisdiction issues defined therein. Any holder of this document is advised that information contained hereon reflects the Company's findings at the time of its intervention only and within the limits of Client's instructions, if any. The Company's sole responsibility is to its Client and this document does not exonerate parties to a transaction from exercising all their rights and obligations under the transaction documents. This document cannot be reproduced except in full, without prior written approval of the Company. Any unauthorized alteration, forgery or falsification of the content or appearance of this document is unlawful and offenders may be prosecuted to the fullest extent of the law.

SGS Taiwan Ltd.

No.134,Wu Kung Road, New Taipei Industrial Park, Wuku District, New Taipei City, Taiwan 24803/新北市五股區新北產業園區五工路 134 號

台灣檢驗科技股份有限公司

t (886-2) 2299-3279

f (886-2) 2298-0488

www.tw.sgs.com

Member of SGS Group

Date: 2019/6/14

WLAN 802.11ac(160M) 5.2G_Body-worn_Bottom side_CH 50_Tx1_0mm

Communication System: WLAN 5G; Frequency: 5250 MHz; Duty Cycle: 1:1

Medium parameters used: $f = 5250 \text{ MHz}$; $\sigma = 4.762 \text{ S/m}$; $\epsilon_r = 35.508$; $\rho = 1000 \text{ kg/m}^3$

Phantom section: Flat Section

Ambient temperature: 22.1°C ; Liquid temperature: 21.5°C

DASY5 Configuration:

- Probe: EX3DV4 - SN3938;ConvF(5, 5, 5);Calibrated: 2018/10/24
- Sensor-Surface: 2mm (Mechanical Surface Detection)
- Electronics: DAE4 Sn1260; Calibrated: 2018/11/30
- Phantom: ELI
- DASY52 52.10.2(1495); SEMCAD X 14.6.12(7463)

Area Scan (61x141x1): Interpolated grid: $dx=10 \text{ mm}$, $dy=10 \text{ mm}$


Maximum value of SAR (interpolated) = 1.93 W/kg
Zoom Scan (7x7x12)/Cube 0: Measurement grid: $dx=4\text{mm}$, $dy=4\text{mm}$, $dz=2\text{mm}$

Reference Value = 2.327 V/m ; Power Drift = -0.04 dB

Peak SAR (extrapolated) = 6.88 W/kg
SAR(1 g) = 0.821 W/kg ; SAR(10 g) = 0.278 W/kg
Zoom Scan (7x7x12)/Cube 1: Measurement grid: $dx=4\text{mm}$, $dy=4\text{mm}$, $dz=2\text{mm}$

Reference Value = 2.327 V/m ; Power Drift = -0.04 dB

Peak SAR (extrapolated) = 4.16 W/kg
SAR(1 g) = 0.745 W/kg ; SAR(10 g) = 0.259 W/kg

Maximum value of SAR (measured) = 1.53 W/kg


0 dB = 1.53 W/kg = 1.85 dBW/kg

Unless otherwise stated the results shown in this test report refer only to the sample(s) tested and such sample(s) are retained for 90 days only.
除非另有說明，此報告結果僅對測試之樣品負責，同時此樣品僅保留90天。本報告未經本公司書面許可，不可部份複製。

This document is issued by the Company subject to its General Conditions of Service printed overleaf, available on request or accessible at www.sgs.com/terms_and_conditions.htm and for electronic format documents, subject to Terms and Conditions for Electronic Documents at www.sgs.com/terms_e-document.htm. Attention is drawn to the limitation of liability, indemnification and jurisdiction issues defined therein. Any holder of this document is advised that information contained hereon reflects the Company's findings at the time of its intervention only and within the limits of Client's instructions, if any. The Company's sole responsibility is to its Client and this document does not exonerate parties to a transaction from exercising all their rights and obligations under the transaction documents. This document cannot be reproduced except in full, without prior written approval of the Company. Any unauthorized alteration, forgery or falsification of the content or appearance of this document is unlawful and offenders may be prosecuted to the fullest extent of the law.

SGS Taiwan Ltd.

No.134,Wu Kung Road, New Taipei Industrial Park, Wuku District, New Taipei City, Taiwan 24803/新北市五股區新北產業園區五工路 134 號

台灣檢驗科技股份有限公司

t (886-2) 2299-3279

f (886-2) 2298-0488

www.tw.sgs.com

Member of SGS Group

Date: 2019/6/15

WLAN 802.11ac(80M) 5.3G_Body-worn_Bottom side_CH 58_Tx1_0mm

Communication System: WLAN 5G; Frequency: 5290 MHz; Duty Cycle: 1:1

Medium parameters used: $f = 5290 \text{ MHz}$; $\sigma = 4.801 \text{ S/m}$; $\epsilon_r = 35.503$; $\rho = 1000 \text{ kg/m}^3$

Phantom section: Flat Section

Ambient temperature: 21.6°C ; Liquid temperature: 22.2°C

DASY5 Configuration:

- Probe: EX3DV4 - SN3938;ConvF(5, 5, 5);Calibrated: 2018/10/24
- Sensor-Surface: 2mm (Mechanical Surface Detection)
- Electronics: DAE4 Sn1260; Calibrated: 2018/11/30
- Phantom: ELI
- DASY52 52.10.2(1495); SEMCAD X 14.6.12(7463)

Area Scan (61x141x1): Interpolated grid: $dx=10 \text{ mm}$, $dy=10 \text{ mm}$

Maximum value of SAR (interpolated) = 1.93 W/kg
Zoom Scan (7x7x12)/Cube 0: Measurement grid: $dx=4\text{mm}$, $dy=4\text{mm}$, $dz=2\text{mm}$


Reference Value = 2.774 V/m ; Power Drift = -0.06 dB

Peak SAR (extrapolated) = 5.10 W/kg
SAR(1 g) = 0.841 W/kg ; SAR(10 g) = 0.309 W/kg

Maximum value of SAR (measured) = 1.69 W/kg
Zoom Scan (7x7x12)/Cube 1: Measurement grid: $dx=4\text{mm}$, $dy=4\text{mm}$, $dz=2\text{mm}$

Reference Value = 2.774 V/m ; Power Drift = -0.06 dB

Peak SAR (extrapolated) = 2.99 W/kg
SAR(1 g) = 0.695 W/kg ; SAR(10 g) = 0.263 W/kg

Maximum value of SAR (measured) = 1.45 W/kg

 $0 \text{ dB} = 1.45 \text{ W/kg} = 1.61 \text{ dBW/kg}$

Unless otherwise stated the results shown in this test report refer only to the sample(s) tested and such sample(s) are retained for 90 days only.

除非另有說明，此報告結果僅對測試之樣品負責，同時此樣品僅保留90天。本報告未經本公司書面許可，不可部份複製。

This document is issued by the Company subject to its General Conditions of Service printed overleaf, available on request or accessible at www.sgs.com/terms_and_conditions.htm and for electronic format documents, subject to Terms and Conditions for Electronic Documents at www.sgs.com/terms_e-document.htm. Attention is drawn to the limitation of liability, indemnification and jurisdiction issues defined therein. Any holder of this document is advised that information contained hereon reflects the Company's findings at the time of its intervention only and within the limits of Client's instructions, if any. The Company's sole responsibility is to its Client and this document does not exonerate parties to a transaction from exercising all their rights and obligations under the transaction documents. This document cannot be reproduced except in full, without prior written approval of the Company. Any unauthorized alteration, forgery or falsification of the content or appearance of this document is unlawful and offenders may be prosecuted to the fullest extent of the law.

SGS Taiwan Ltd.

No.134,Wu Kung Road, New Taipei Industrial Park, Wuku District, New Taipei City, Taiwan 24803/新北市五股區新北產業園區五工路 134 號

台灣檢驗科技股份有限公司

t (886-2) 2299-3279

f (886-2) 2298-0488

www.tw.sgs.com

Member of SGS Group

Date: 2019/6/16

WLAN 802.11ac(160M) 5.6G_Body-worn_Bottom side_CH 114_Tx1_0mm

Communication System: WLAN 5G; Frequency: 5570 MHz; Duty Cycle: 1:1

Medium parameters used: $f = 5570 \text{ MHz}$; $\sigma = 4.986 \text{ S/m}$; $\epsilon_r = 34.52$; $\rho = 1000 \text{ kg/m}^3$

Phantom section: Flat Section

Ambient temperature: 21.7°C ; Liquid temperature: 22.2°C

DASY5 Configuration:


- Probe: EX3DV4 - SN3938;ConvF(4.65, 4.65, 4.65);Calibrated: 2018/10/24
- Sensor-Surface: 2mm (Mechanical Surface Detection)
- Electronics: DAE4 Sn1260; Calibrated: 2018/11/30
- Phantom: ELI
- DASY52 52.10.2(1495); SEMCAD X 14.6.12(7463)

Area Scan (61x141x1): Interpolated grid: $dx=10 \text{ mm}$, $dy=10 \text{ mm}$

Maximum value of SAR (interpolated) = 2.37 W/kg
Zoom Scan (7x7x12)/Cube 0: Measurement grid: $dx=4\text{mm}$, $dy=4\text{mm}$, $dz=2\text{mm}$

Reference Value = 2.528 V/m ; Power Drift = -0.11 dB

Peak SAR (extrapolated) = 6.10 W/kg
SAR(1 g) = 1.04 W/kg ; SAR(10 g) = 0.349 W/kg

Maximum value of SAR (measured) = 2.21 W/kg

 $0 \text{ dB} = 2.21 \text{ W/kg} = 3.45 \text{ dBW/kg}$

Unless otherwise stated the results shown in this test report refer only to the sample(s) tested and such sample(s) are retained for 90 days only.
 除非另有說明，此報告結果僅對測試之樣品負責，同時此樣品僅保留90天。本報告未經本公司書面許可，不可部份複製。

This document is issued by the Company subject to its General Conditions of Service printed overleaf, available on request or accessible at www.sgs.com/terms_and_conditions.htm and for electronic format documents, subject to Terms and Conditions for Electronic Documents at www.sgs.com/terms_e-document.htm. Attention is drawn to the limitation of liability, indemnification and jurisdiction issues defined therein. Any holder of this document is advised that information contained hereon reflects the Company's findings at the time of its intervention only and within the limits of Client's instructions, if any. The Company's sole responsibility is to its Client and this document does not exonerate parties to a transaction from exercising all their rights and obligations under the transaction documents. This document cannot be reproduced except in full, without prior written approval of the Company. Any unauthorized alteration, forgery or falsification of the content or appearance of this document is unlawful and offenders may be prosecuted to the fullest extent of the law.

SGS Taiwan Ltd.

No.134,Wu Kung Road, New Taipei Industrial Park, Wuku District, New Taipei City, Taiwan 24803/新北市五股區新北產業園區五工路 134 號

台灣檢驗科技股份有限公司

t (886-2) 2299-3279

f (886-2) 2298-0488

www.tw.sgs.com

Member of SGS Group

Date: 2019/6/17

WLAN 802.11ac(80M) 5.8G_Body-worn_Bottom side_CH 155_Tx1_0mm

Communication System: WLAN 5G; Frequency: 5775 MHz; Duty Cycle: 1:1

Medium parameters used: $f = 5775 \text{ MHz}$; $\sigma = 5.443 \text{ S/m}$; $\epsilon_r = 33.919$; $\rho = 1000 \text{ kg/m}^3$

Phantom section: Flat Section

Ambient temperature: 22.0°C ; Liquid temperature: 21.5°C

DASY5 Configuration:


- Probe: EX3DV4 - SN3938;ConvF(4.76, 4.76, 4.76);Calibrated: 2018/10/24
- Sensor-Surface: 2mm (Mechanical Surface Detection)
- Electronics: DAE4 Sn1260; Calibrated: 2018/11/30
- Phantom: ELI
- DASY52 52.10.2(1495); SEMCAD X 14.6.12(7463)

Area Scan (61x141x1): Interpolated grid: $dx=10 \text{ mm}$, $dy=10 \text{ mm}$

Maximum value of SAR (interpolated) = 2.17 W/kg
Zoom Scan (7x7x12)/Cube 0: Measurement grid: $dx=4\text{mm}$, $dy=4\text{mm}$, $dz=2\text{mm}$

Reference Value = 2.512 V/m ; Power Drift = -0.06 dB

Peak SAR (extrapolated) = 5.78 W/kg
SAR(1 g) = 1.15 W/kg ; SAR(10 g) = 0.361 W/kg

Maximum value of SAR (measured) = 2.46 W/kg

 $0 \text{ dB} = 2.46 \text{ W/kg} = 3.91 \text{ dBW/kg}$

Unless otherwise stated the results shown in this test report refer only to the sample(s) tested and such sample(s) are retained for 90 days only.
 除非另有說明，此報告結果僅對測試之樣品負責，同時此樣品僅保留90天。本報告未經本公司書面許可，不可部份複製。

This document is issued by the Company subject to its General Conditions of Service printed overleaf, available on request or accessible at www.sgs.com/terms_and_conditions.htm and for electronic format documents, subject to Terms and Conditions for Electronic Documents at www.sgs.com/terms_e-document.htm. Attention is drawn to the limitation of liability, indemnification and jurisdiction issues defined therein. Any holder of this document is advised that information contained hereon reflects the Company's findings at the time of its intervention only and within the limits of Client's instructions, if any. The Company's sole responsibility is to its Client and this document does not exonerate parties to a transaction from exercising all their rights and obligations under the transaction documents. This document cannot be reproduced except in full, without prior written approval of the Company. Any unauthorized alteration, forgery or falsification of the content or appearance of this document is unlawful and offenders may be prosecuted to the fullest extent of the law.

SGS Taiwan Ltd.

No.134,Wu Kung Road, New Taipei Industrial Park, Wuku District, New Taipei City, Taiwan 24803/新北市五股區新北產業園區五工路 134 號

台灣檢驗科技股份有限公司

t (886-2) 2299-3279

f (886-2) 2298-0488

www.tw.sgs.com

Member of SGS Group

Date: 2019/6/13

WLAN 802.11n(20M)_Body-worn_Bottom side_CH 6_Tx2_0mm

Communication System: WLAN 2.45G; Frequency: 2437 MHz

Medium parameters used: $f = 2437 \text{ MHz}$; $\sigma = 1.864 \text{ S/m}$; $\epsilon_r = 37.753$; $\rho = 1000 \text{ kg/m}^3$

Phantom section: Flat Section

Ambient temperature: 22.3°C ; Liquid temperature: 21.7°C

DASY5 Configuration:

- Probe: EX3DV4 - SN3938;ConvF(7.17, 7.17, 7.17);Calibrated: 2018/10/24
- Sensor-Surface: 2mm (Mechanical Surface Detection)
- Electronics: DAE4 Sn1260; Calibrated: 2018/11/30
- Phantom: ELI
- DASY52 52.10.2(1495); SEMCAD X 14.6.12(7463)

Area Scan (51x121x1): Interpolated grid: $dx=12 \text{ mm}$, $dy=12 \text{ mm}$

Maximum value of SAR (interpolated) = 0.756 W/kg
Zoom Scan (7x7x7)/Cube 0: Measurement grid: $dx=5\text{mm}$, $dy=5\text{mm}$, $dz=5\text{mm}$


Reference Value = 2.526 V/m ; Power Drift = 0.08 dB

Peak SAR (extrapolated) = 1.45 W/kg
SAR(1 g) = 0.450 W/kg ; SAR(10 g) = 0.200 W/kg

Maximum value of SAR (measured) = 0.758 W/kg
Zoom Scan (7x7x7)/Cube 1: Measurement grid: $dx=5\text{mm}$, $dy=5\text{mm}$, $dz=5\text{mm}$

Reference Value = 2.526 V/m ; Power Drift = 0.08 dB

Peak SAR (extrapolated) = 2.45 W/kg
SAR(1 g) = 0.366 W/kg ; SAR(10 g) = 0.154 W/kg

Maximum value of SAR (measured) = 0.684 W/kg

 $0 \text{ dB} = 0.684 \text{ W/kg} = -1.65 \text{ dBW/kg}$

Unless otherwise stated the results shown in this test report refer only to the sample(s) tested and such sample(s) are retained for 90 days only.

除非另有說明，此報告結果僅對測試之樣品負責，同時此樣品僅保留90天。本報告未經本公司書面許可，不可部份複製。

This document is issued by the Company subject to its General Conditions of Service printed overleaf, available on request or accessible at www.sgs.com/terms_and_conditions.htm and for electronic format documents, subject to Terms and Conditions for Electronic Documents at www.sgs.com/terms_e-document.htm. Attention is drawn to the limitation of liability, indemnification and jurisdiction issues defined therein. Any holder of this document is advised that information contained hereon reflects the Company's findings at the time of its intervention only and within the limits of Client's instructions, if any. The Company's sole responsibility is to its Client and this document does not exonerate parties to a transaction from exercising all their rights and obligations under the transaction documents. This document cannot be reproduced except in full, without prior written approval of the Company. Any unauthorized alteration, forgery or falsification of the content or appearance of this document is unlawful and offenders may be prosecuted to the fullest extent of the law.

SGS Taiwan Ltd.

No.134,Wu Kung Road, New Taipei Industrial Park, Wuku District, New Taipei City, Taiwan 24803/新北市五股區新北產業園區五工路 134 號

台灣檢驗科技股份有限公司

t (886-2) 2299-3279

f (886-2) 2298-0488

www.tw.sgs.com

Member of SGS Group

Date: 2019/6/14

WLAN 802.11ac(80M) 5.2G_Body-worn_Bottom side_CH 42_Tx2_0mm

Communication System: WLAN 5G; Frequency: 5210 MHz

Medium parameters used: $f = 5210 \text{ MHz}$; $\sigma = 4.694 \text{ S/m}$; $\epsilon_r = 35.601$; $\rho = 1000 \text{ kg/m}^3$

Phantom section: Flat Section

Ambient temperature: 22.1°C ; Liquid temperature: 21.5°C

DASY5 Configuration:

- Probe: EX3DV4 - SN3938;ConvF(5, 5, 5);Calibrated: 2018/10/24
- Sensor-Surface: 2mm (Mechanical Surface Detection)
- Electronics: DAE4 Sn1260; Calibrated: 2018/11/30
- Phantom: ELI
- DASY52 52.10.2(1495); SEMCAD X 14.6.12(7463)

Area Scan (61x141x1): Interpolated grid: $dx=10 \text{ mm}$, $dy=10 \text{ mm}$

Maximum value of SAR (interpolated) = 1.05 W/kg
Zoom Scan (7x7x12)/Cube 0: Measurement grid: $dx=4\text{mm}$, $dy=4\text{mm}$, $dz=2\text{mm}$


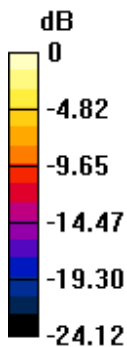
Reference Value = 2.112 V/m ; Power Drift = -0.09 dB

Peak SAR (extrapolated) = 1.81 W/kg
SAR(1 g) = 0.430 W/kg ; SAR(10 g) = 0.118 W/kg

Maximum value of SAR (measured) = 1.00 W/kg
Zoom Scan (7x7x12)/Cube 1: Measurement grid: $dx=4\text{mm}$, $dy=4\text{mm}$, $dz=2\text{mm}$

Reference Value = 2.112 V/m ; Power Drift = -0.09 dB

Peak SAR (extrapolated) = 1.40 W/kg
SAR(1 g) = 0.357 W/kg ; SAR(10 g) = 0.117 W/kg

Maximum value of SAR (measured) = 0.777 W/kg


0 dB = 0.777 W/kg = -1.10 dBW/kg

Unless otherwise stated the results shown in this test report refer only to the sample(s) tested and such sample(s) are retained for 90 days only.

除非另有說明，此報告結果僅對測試之樣品負責，同時此樣品僅保留90天。本報告未經本公司書面許可，不可部份複製。

This document is issued by the Company subject to its General Conditions of Service printed overleaf, available on request or accessible at www.sgs.com/terms_and_conditions.htm and for electronic format documents, subject to Terms and Conditions for Electronic Documents at www.sgs.com/terms_e-document.htm. Attention is drawn to the limitation of liability, indemnification and jurisdiction issues defined therein. Any holder of this document is advised that information contained hereon reflects the Company's findings at the time of its intervention only and within the limits of Client's instructions, if any. The Company's sole responsibility is to its Client and this document does not exonerate parties to a transaction from exercising all their rights and obligations under the transaction documents. This document cannot be reproduced except in full, without prior written approval of the Company. Any unauthorized alteration, forgery or falsification of the content or appearance of this document is unlawful and offenders may be prosecuted to the fullest extent of the law.

SGS Taiwan Ltd.

No.134,Wu Kung Road, New Taipei Industrial Park, Wuku District, New Taipei City, Taiwan 24803/新北市五股區新北產業園區五工路 134 號

台灣檢驗科技股份有限公司

t (886-2) 2299-3279

f (886-2) 2298-0488

www.tw.sgs.com

Member of SGS Group

Date: 2019/6/15

WLAN 802.11ac(80M) 5.3G_Body-worn_Bottom side_CH 58_Tx2_0mm

Communication System: WLAN 5G; Frequency: 5290 MHz

Medium parameters used: $f = 5290 \text{ MHz}$; $\sigma = 4.801 \text{ S/m}$; $\epsilon_r = 35.503$; $\rho = 1000 \text{ kg/m}^3$

Phantom section: Flat Section

Ambient temperature: 21.6°C ; Liquid temperature: 22.2°C

DASY5 Configuration:


- Probe: EX3DV4 - SN3938;ConvF(5, 5, 5);Calibrated: 2018/10/24
- Sensor-Surface: 2mm (Mechanical Surface Detection)
- Electronics: DAE4 Sn1260; Calibrated: 2018/11/30
- Phantom: ELI
- DASY52 52.10.2(1495); SEMCAD X 14.6.12(7463)

Area Scan (61x141x1): Interpolated grid: $dx=10 \text{ mm}$, $dy=10 \text{ mm}$

Maximum value of SAR (interpolated) = 1.13 W/kg
Zoom Scan (7x7x12)/Cube 0: Measurement grid: $dx=4\text{mm}$, $dy=4\text{mm}$, $dz=2\text{mm}$

Reference Value = 2.244 V/m ; Power Drift = 0.05 dB

Peak SAR (extrapolated) = 2.03 W/kg
SAR(1 g) = 0.459 W/kg ; SAR(10 g) = 0.129 W/kg

Maximum value of SAR (measured) = 1.03 W/kg

 $0 \text{ dB} = 1.03 \text{ W/kg} = 0.13 \text{ dBW/kg}$

Unless otherwise stated the results shown in this test report refer only to the sample(s) tested and such sample(s) are retained for 90 days only.
 除非另有說明，此報告結果僅對測試之樣品負責，同時此樣品僅保留90天。本報告未經本公司書面許可，不可部份複製。

This document is issued by the Company subject to its General Conditions of Service printed overleaf, available on request or accessible at www.sgs.com/terms_and_conditions.htm and for electronic format documents, subject to Terms and Conditions for Electronic Documents at www.sgs.com/terms_e-document.htm. Attention is drawn to the limitation of liability, indemnification and jurisdiction issues defined therein. Any holder of this document is advised that information contained hereon reflects the Company's findings at the time of its intervention only and within the limits of Client's instructions, if any. The Company's sole responsibility is to its Client and this document does not exonerate parties to a transaction from exercising all their rights and obligations under the transaction documents. This document cannot be reproduced except in full, without prior written approval of the Company. Any unauthorized alteration, forgery or falsification of the content or appearance of this document is unlawful and offenders may be prosecuted to the fullest extent of the law.

SGS Taiwan Ltd.

No.134,Wu Kung Road, New Taipei Industrial Park, Wuku District, New Taipei City, Taiwan 24803/新北市五股區新北產業園區五工路 134 號

台灣檢驗科技股份有限公司

t (886-2) 2299-3279

f (886-2) 2298-0488

www.tw.sgs.com

Member of SGS Group

Date: 2019/6/16

WLAN 802.11ac(80M) 5.6G_Body-worn_Bottom side_CH 106_Tx2_0mm

Communication System: WLAN 5G; Frequency: 5530 MHz

Medium parameters used: $f = 5530 \text{ MHz}$; $\sigma = 4.925 \text{ S/m}$; $\epsilon_r = 34.654$; $\rho = 1000 \text{ kg/m}^3$

Phantom section: Flat Section

Ambient temperature: 21.7°C ; Liquid temperature: 22.2°C

DASY5 Configuration:


- Probe: EX3DV4 - SN3938;ConvF(4.65, 4.65, 4.65);Calibrated: 2018/10/24
- Sensor-Surface: 2mm (Mechanical Surface Detection)
- Electronics: DAE4 Sn1260; Calibrated: 2018/11/30
- Phantom: ELI
- DASY52 52.10.2(1495); SEMCAD X 14.6.12(7463)

Area Scan (61x141x1): Interpolated grid: $dx=10 \text{ mm}$, $dy=10 \text{ mm}$

Maximum value of SAR (interpolated) = 1.13 W/kg
Zoom Scan (7x7x12)/Cube 0: Measurement grid: $dx=4\text{mm}$, $dy=4\text{mm}$, $dz=2\text{mm}$

Reference Value = 2.232 V/m ; Power Drift = -0.03 dB

Peak SAR (extrapolated) = 1.79 W/kg
SAR(1 g) = 0.427 W/kg ; SAR(10 g) = 0.105 W/kg

Maximum value of SAR (measured) = 1.15 W/kg

 $0 \text{ dB} = 1.15 \text{ W/kg} = 0.61 \text{ dBW/kg}$

Unless otherwise stated the results shown in this test report refer only to the sample(s) tested and such sample(s) are retained for 90 days only.
 除非另有說明，此報告結果僅對測試之樣品負責，同時此樣品僅保留90天。本報告未經本公司書面許可，不可部份複製。

This document is issued by the Company subject to its General Conditions of Service printed overleaf, available on request or accessible at www.sgs.com/terms_and_conditions.htm and for electronic format documents, subject to Terms and Conditions for Electronic Documents at www.sgs.com/terms_e-document.htm. Attention is drawn to the limitation of liability, indemnification and jurisdiction issues defined therein. Any holder of this document is advised that information contained hereon reflects the Company's findings at the time of its intervention only and within the limits of Client's instructions, if any. The Company's sole responsibility is to its Client and this document does not exonerate parties to a transaction from exercising all their rights and obligations under the transaction documents. This document cannot be reproduced except in full, without prior written approval of the Company. Any unauthorized alteration, forgery or falsification of the content or appearance of this document is unlawful and offenders may be prosecuted to the fullest extent of the law.

SGS Taiwan Ltd.

No.134,Wu Kung Road, New Taipei Industrial Park, Wuku District, New Taipei City, Taiwan 24803/新北市五股區新北產業園區五工路 134 號

台灣檢驗科技股份有限公司

t (886-2) 2299-3279

f (886-2) 2298-0488

www.tw.sgs.com

Member of SGS Group

Date: 2019/6/17

WLAN 802.11ac(80M) 5.8G_Body-worn_Bottom side_CH 155_Tx2_0mm

Communication System: WLAN 5G; Frequency: 5775 MHz

Medium parameters used: $f = 5775 \text{ MHz}$; $\sigma = 5.443 \text{ S/m}$; $\epsilon_r = 33.919$; $\rho = 1000 \text{ kg/m}^3$

Phantom section: Flat Section

Ambient temperature: 22.0°C ; Liquid temperature: 21.5°C

DASY5 Configuration:


- Probe: EX3DV4 - SN3938;ConvF(4.76, 4.76, 4.76);Calibrated: 2018/10/24
- Sensor-Surface: 2mm (Mechanical Surface Detection)
- Electronics: DAE4 Sn1260; Calibrated: 2018/11/30
- Phantom: ELI
- DASY52 52.10.2(1495); SEMCAD X 14.6.12(7463)

Area Scan (61x141x1): Interpolated grid: $dx=10 \text{ mm}$, $dy=10 \text{ mm}$

Maximum value of SAR (interpolated) = 1.28 W/kg
Zoom Scan (7x7x12)/Cube 0: Measurement grid: $dx=4\text{mm}$, $dy=4\text{mm}$, $dz=2\text{mm}$

Reference Value = 2.867 V/m ; Power Drift = 0.11 dB

Peak SAR (extrapolated) = 2.96 W/kg
SAR(1 g) = 0.560 W/kg ; SAR(10 g) = 0.142 W/kg

Maximum value of SAR (measured) = 1.28 W/kg

 $0 \text{ dB} = 1.28 \text{ W/kg} = 1.07 \text{ dBW/kg}$

Unless otherwise stated the results shown in this test report refer only to the sample(s) tested and such sample(s) are retained for 90 days only.
 除非另有說明，此報告結果僅對測試之樣品負責，同時此樣品僅保留90天。本報告未經本公司書面許可，不可部份複製。

This document is issued by the Company subject to its General Conditions of Service printed overleaf, available on request or accessible at www.sgs.com/terms_and_conditions.htm and for electronic format documents, subject to Terms and Conditions for Electronic Documents at www.sgs.com/terms_e-document.htm. Attention is drawn to the limitation of liability, indemnification and jurisdiction issues defined therein. Any holder of this document is advised that information contained hereon reflects the Company's findings at the time of its intervention only and within the limits of Client's instructions, if any. The Company's sole responsibility is to its Client and this document does not exonerate parties to a transaction from exercising all their rights and obligations under the transaction documents. This document cannot be reproduced except in full, without prior written approval of the Company. Any unauthorized alteration, forgery or falsification of the content or appearance of this document is unlawful and offenders may be prosecuted to the fullest extent of the law.

SGS Taiwan Ltd.

No.134,Wu Kung Road, New Taipei Industrial Park, Wuku District, New Taipei City, Taiwan 24803/新北市五股區新北產業園區五工路 134 號

台灣檢驗科技股份有限公司

t (886-2) 2299-3279

f (886-2) 2298-0488

www.tw.sgs.com

Member of SGS Group

Date: 2019/6/13

WLAN 802.11n(20M)_Body-worn_Bottom side_CH 6_Tx1_0mm

Communication System: WLAN 2.45G; Frequency: 2437 MHz

Medium parameters used: $f = 2437 \text{ MHz}$; $\sigma = 1.864 \text{ S/m}$; $\epsilon_r = 37.753$; $\rho = 1000 \text{ kg/m}^3$

Phantom section: Flat Section

Ambient temperature: 22.3°C; Liquid temperature: 21.7°C

DASY5 Configuration:

- Probe: EX3DV4 - SN3938;ConvF(7.17, 7.17, 7.17);Calibrated: 2018/10/24
- Sensor-Surface: 2mm (Mechanical Surface Detection)
- Electronics: DAE4 Sn1260; Calibrated: 2018/11/30
- Phantom: ELI
- DASY52 52.10.2(1495); SEMCAD X 14.6.12(7463)

Area Scan (51x121x1): Interpolated grid: $dx=12 \text{ mm}$, $dy=12 \text{ mm}$

Maximum value of SAR (interpolated) = 0.752 W/kg


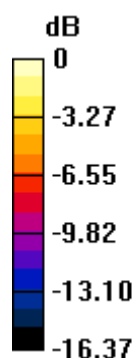
Zoom Scan (7x7x7)/Cube 0: Measurement grid: $dx=5\text{mm}$, $dy=5\text{mm}$, $dz=5\text{mm}$

Reference Value = 2.155 V/m; Power Drift = -0.08 dB

Peak SAR (extrapolated) = 1.30 W/kg

SAR(1 g) = 0.477 W/kg; SAR(10 g) = 0.204 W/kg

Maximum value of SAR (measured) = 0.827 W/kg



0 dB = 0.827 W/kg = -0.82 dBW/kg

Unless otherwise stated the results shown in this test report refer only to the sample(s) tested and such sample(s) are retained for 90 days only.
除非另有說明，此報告結果僅對測試之樣品負責，同時此樣品僅保留90天。本報告未經本公司書面許可，不可部份複製。

This document is issued by the Company subject to its General Conditions of Service printed overleaf, available on request or accessible at www.sgs.com/terms_and_conditions.htm and for electronic format documents, subject to Terms and Conditions for Electronic Documents at www.sgs.com/terms_e-document.htm. Attention is drawn to the limitation of liability, indemnification and jurisdiction issues defined therein. Any holder of this document is advised that information contained hereon reflects the Company's findings at the time of its intervention only and within the limits of Client's instructions, if any. The Company's sole responsibility is to its Client and this document does not exonerate parties to a transaction from exercising all their rights and obligations under the transaction documents. This document cannot be reproduced except in full, without prior written approval of the Company. Any unauthorized alteration, forgery or falsification of the content or appearance of this document is unlawful and offenders may be prosecuted to the fullest extent of the law.

SGS Taiwan Ltd.

No.134,Wu Kung Road, New Taipei Industrial Park, Wuku District, New Taipei City, Taiwan 24803/新北市五股區新北產業園區五工路 134 號

台灣檢驗科技股份有限公司

t (886-2) 2299-3279

f (886-2) 2298-0488

www.tw.sgs.com

Member of SGS Group

Date: 2019/6/13

Bluetooth_Body_Bottom side_CH 78_Tx1_0mm

Communication System: Bluetooth; Frequency: 2480 MHz

Medium parameters used: $f = 2480 \text{ MHz}$; $\sigma = 1.912 \text{ S/m}$; $\epsilon_r = 37.606$; $\rho = 1000 \text{ kg/m}^3$

Phantom section: Flat Section

Ambient temperature: 22.3°C ; Liquid temperature: 21.7°C

DASY5 Configuration:


- Probe: EX3DV4 - SN3938;ConvF(7.17, 7.17, 7.17);Calibrated: 2018/10/24
- Sensor-Surface: 2mm (Mechanical Surface Detection)
- Electronics: DAE4 Sn1260; Calibrated: 2018/11/30
- Phantom: ELI
- DASY52 52.10.2(1495); SEMCAD X 14.6.12(7463)

Area Scan (51x111x1): Interpolated grid: $dx=12 \text{ mm}$, $dy=12 \text{ mm}$

Maximum value of SAR (interpolated) = 0.294 W/kg
Zoom Scan (7x7x7)/Cube 0: Measurement grid: $dx=5\text{mm}$, $dy=5\text{mm}$, $dz=5\text{mm}$

Reference Value = 2.892 V/m ; Power Drift = -0.07 dB

Peak SAR (extrapolated) = 0.359 W/kg
SAR(1 g) = 0.148 W/kg ; SAR(10 g) = 0.079 W/kg

Maximum value of SAR (measured) = 0.231 W/kg

 $0 \text{ dB} = 0.231 \text{ W/kg} = -6.36 \text{ dBW/kg}$

Unless otherwise stated the results shown in this test report refer only to the sample(s) tested and such sample(s) are retained for 90 days only.
除非另有說明，此報告結果僅對測試之樣品負責，同時此樣品僅保留90天。本報告未經本公司書面許可，不可部份複製。

This document is issued by the Company subject to its General Conditions of Service printed overleaf, available on request or accessible at www.sgs.com/terms_and_conditions.htm and for electronic format documents, subject to Terms and Conditions for Electronic Documents at www.sgs.com/terms_e-document.htm. Attention is drawn to the limitation of liability, indemnification and jurisdiction issues defined therein. Any holder of this document is advised that information contained hereon reflects the Company's findings at the time of its intervention only and within the limits of Client's instructions, if any. The Company's sole responsibility is to its Client and this document does not exonerate parties to a transaction from exercising all their rights and obligations under the transaction documents. This document cannot be reproduced except in full, without prior written approval of the Company. Any unauthorized alteration, forgery or falsification of the content or appearance of this document is unlawful and offenders may be prosecuted to the fullest extent of the law.

SGS Taiwan Ltd.

No.134,Wu Kung Road, New Taipei Industrial Park, Wuku District, New Taipei City, Taiwan 24803/新北市五股區新北產業園區五工路 134 號

台灣檢驗科技股份有限公司

t (886-2) 2299-3279

f (886-2) 2298-0488

www.tw.sgs.com

Member of SGS Group

Date: 2019/6/14

WLAN 802.11ac(80M) 5.2G_Body-worn_Bottom side_CH 42_Tx1_0mm

Communication System: WLAN 5G; Frequency: 5210 MHz

Medium parameters used: $f = 5210 \text{ MHz}$; $\sigma = 4.694 \text{ S/m}$; $\epsilon_r = 35.601$; $\rho = 1000 \text{ kg/m}^3$

Phantom section: Flat Section

Ambient temperature: 22.1°C ; Liquid temperature: 21.5°C

DASY5 Configuration:

- Probe: EX3DV4 - SN3938;ConvF(5, 5, 5);Calibrated: 2018/10/24
- Sensor-Surface: 2mm (Mechanical Surface Detection)
- Electronics: DAE4 Sn1260; Calibrated: 2018/11/30
- Phantom: ELI
- DASY52 52.10.2(1495); SEMCAD X 14.6.12(7463)

Area Scan (61x141x1): Interpolated grid: $dx=10 \text{ mm}$, $dy=10 \text{ mm}$

Maximum value of SAR (interpolated) = 0.843 W/kg
Zoom Scan (7x7x12)/Cube 0: Measurement grid: $dx=4\text{mm}$, $dy=4\text{mm}$, $dz=2\text{mm}$


Reference Value = 2.115 V/m ; Power Drift = -0.07 dB

Peak SAR (extrapolated) = 2.06 W/kg
SAR(1 g) = 0.407 W/kg ; SAR(10 g) = 0.121 W/kg

Maximum value of SAR (measured) = 0.847 W/kg
Zoom Scan (7x7x12)/Cube 1: Measurement grid: $dx=4\text{mm}$, $dy=4\text{mm}$, $dz=2\text{mm}$

Reference Value = 2.115 V/m ; Power Drift = -0.07 dB

Peak SAR (extrapolated) = 1.82 W/kg
SAR(1 g) = 0.399 W/kg ; SAR(10 g) = 0.131 W/kg

Maximum value of SAR (measured) = 0.809 W/kg

 $0 \text{ dB} = 0.809 \text{ W/kg} = -0.92 \text{ dBW/kg}$

Unless otherwise stated the results shown in this test report refer only to the sample(s) tested and such sample(s) are retained for 90 days only.
除非另有說明，此報告結果僅對測試之樣品負責，同時此樣品僅保留90天。本報告未經本公司書面許可，不可部份複製。

This document is issued by the Company subject to its General Conditions of Service printed overleaf, available on request or accessible at www.sgs.com/terms_and_conditions.htm and for electronic format documents, subject to Terms and Conditions for Electronic Documents at www.sgs.com/terms_e-document.htm. Attention is drawn to the limitation of liability, indemnification and jurisdiction issues defined therein. Any holder of this document is advised that information contained hereon reflects the Company's findings at the time of its intervention only and within the limits of Client's instructions, if any. The Company's sole responsibility is to its Client and this document does not exonerate parties to a transaction from exercising all their rights and obligations under the transaction documents. This document cannot be reproduced except in full, without prior written approval of the Company. Any unauthorized alteration, forgery or falsification of the content or appearance of this document is unlawful and offenders may be prosecuted to the fullest extent of the law.

SGS Taiwan Ltd.

No.134,Wu Kung Road, New Taipei Industrial Park, Wuku District, New Taipei City, Taiwan 24803/新北市五股區新北產業園區五工路 134 號

台灣檢驗科技股份有限公司

t (886-2) 2299-3279

f (886-2) 2298-0488

www.tw.sgs.com

Member of SGS Group

Date: 2019/6/15

WLAN 802.11ac(80M) 5.3G_Body-worn_Bottom side_CH 58_Tx1_0mm

Communication System: WLAN 5G; Frequency: 5290 MHz

Medium parameters used: $f = 5290 \text{ MHz}$; $\sigma = 4.801 \text{ S/m}$; $\epsilon_r = 35.503$; $\rho = 1000 \text{ kg/m}^3$

Phantom section: Flat Section

Ambient temperature: 21.6°C ; Liquid temperature: 22.2°C

DASY5 Configuration:

- Probe: EX3DV4 - SN3938;ConvF(5, 5, 5);Calibrated: 2018/10/24
- Sensor-Surface: 2mm (Mechanical Surface Detection)
- Electronics: DAE4 Sn1260; Calibrated: 2018/11/30
- Phantom: ELI
- DASY52 52.10.2(1495); SEMCAD X 14.6.12(7463)

Area Scan (61x141x1): Interpolated grid: $dx=10 \text{ mm}$, $dy=10 \text{ mm}$

Maximum value of SAR (interpolated) = 1.06 W/kg
Zoom Scan (7x7x12)/Cube 0: Measurement grid: $dx=4\text{mm}$, $dy=4\text{mm}$, $dz=2\text{mm}$


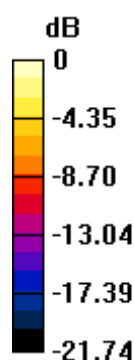
Reference Value = 2.983 V/m ; Power Drift = -0.06 dB

Peak SAR (extrapolated) = 1.94 W/kg
SAR(1 g) = 0.464 W/kg ; SAR(10 g) = 0.141 W/kg

Maximum value of SAR (measured) = 0.984 W/kg
Zoom Scan (7x7x12)/Cube 1: Measurement grid: $dx=4\text{mm}$, $dy=4\text{mm}$, $dz=2\text{mm}$

Reference Value = 2.983 V/m ; Power Drift = -0.06 dB

Peak SAR (extrapolated) = 1.84 W/kg
SAR(1 g) = 0.373 W/kg ; SAR(10 g) = 0.130 W/kg

Maximum value of SAR (measured) = 0.821 W/kg

0 dB = 0.821 W/kg = -0.86 dBW/kg

Unless otherwise stated the results shown in this test report refer only to the sample(s) tested and such sample(s) are retained for 90 days only.
除非另有說明，此報告結果僅對測試之樣品負責，同時此樣品僅保留90天。本報告未經本公司書面許可，不可部份複製。

This document is issued by the Company subject to its General Conditions of Service printed overleaf, available on request or accessible at www.sgs.com/terms_and_conditions.htm and for electronic format documents, subject to Terms and Conditions for Electronic Documents at www.sgs.com/terms_e-document.htm. Attention is drawn to the limitation of liability, indemnification and jurisdiction issues defined therein. Any holder of this document is advised that information contained hereon reflects the Company's findings at the time of its intervention only and within the limits of Client's instructions, if any. The Company's sole responsibility is to its Client and this document does not exonerate parties to a transaction from exercising all their rights and obligations under the transaction documents. This document cannot be reproduced except in full, without prior written approval of the Company. Any unauthorized alteration, forgery or falsification of the content or appearance of this document is unlawful and offenders may be prosecuted to the fullest extent of the law.

SGS Taiwan Ltd.

No.134,Wu Kung Road, New Taipei Industrial Park, Wuku District, New Taipei City, Taiwan 24803/新北市五股區新北產業園區五工路 134 號

台灣檢驗科技股份有限公司

t (886-2) 2299-3279

f (886-2) 2298-0488

www.tw.sgs.com

Member of SGS Group

Date: 2019/6/16

WLAN 802.11ac(80M) 5.6G_Body-worn_Bottom side_CH 106_Tx1_0mm

Communication System: WLAN 5G; Frequency: 5530 MHz

Medium parameters used: $f = 5530 \text{ MHz}$; $\sigma = 4.925 \text{ S/m}$; $\epsilon_r = 34.654$; $\rho = 1000 \text{ kg/m}^3$

Phantom section: Flat Section

Ambient temperature: 21.5°C ; Liquid temperature: 21.8°C

DASY5 Configuration:


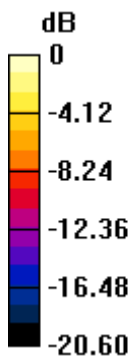
- Probe: EX3DV4 - SN3938;ConvF(4.65, 4.65, 4.65);Calibrated: 2018/10/24
- Sensor-Surface: 2mm (Mechanical Surface Detection)
- Electronics: DAE4 Sn1260; Calibrated: 2018/11/30
- Phantom: ELI
- DASY52 52.10.2(1495); SEMCAD X 14.6.12(7463)

Area Scan (61x141x1): Interpolated grid: $dx=10 \text{ mm}$, $dy=10 \text{ mm}$

Maximum value of SAR (interpolated) = 1.17 W/kg
Zoom Scan (7x7x12)/Cube 0: Measurement grid: $dx=4\text{mm}$, $dy=4\text{mm}$, $dz=2\text{mm}$

Reference Value = 2.243 V/m ; Power Drift = -0.05 dB

Peak SAR (extrapolated) = 2.19 W/kg
SAR(1 g) = 0.498 W/kg ; SAR(10 g) = 0.148 W/kg

Maximum value of SAR (measured) = 1.07 W/kg

 $0 \text{ dB} = 1.07 \text{ W/kg} = 0.29 \text{ dBW/kg}$

Unless otherwise stated the results shown in this test report refer only to the sample(s) tested and such sample(s) are retained for 90 days only.
除非另有說明，此報告結果僅對測試之樣品負責，同時此樣品僅保留90天。本報告未經本公司書面許可，不可部份複製。

This document is issued by the Company subject to its General Conditions of Service printed overleaf, available on request or accessible at www.sgs.com/terms_and_conditions.htm and for electronic format documents, subject to Terms and Conditions for Electronic Documents at www.sgs.com/terms_e-document.htm. Attention is drawn to the limitation of liability, indemnification and jurisdiction issues defined therein. Any holder of this document is advised that information contained hereon reflects the Company's findings at the time of its intervention only and within the limits of Client's instructions, if any. The Company's sole responsibility is to its Client and this document does not exonerate parties to a transaction from exercising all their rights and obligations under the transaction documents. This document cannot be reproduced except in full, without prior written approval of the Company. Any unauthorized alteration, forgery or falsification of the content or appearance of this document is unlawful and offenders may be prosecuted to the fullest extent of the law.

SGS Taiwan Ltd.

No.134,Wu Kung Road, New Taipei Industrial Park, Wuku District, New Taipei City, Taiwan 24803/新北市五股區新北產業園區五工路 134 號

台灣檢驗科技股份有限公司

t (886-2) 2299-3279

f (886-2) 2298-0488

www.tw.sgs.com

Member of SGS Group

Date: 2019/6/17

WLAN 802.11ac(80M) 5.8G_Body-worn_Bottom side_CH 155_Tx1_0mm

Communication System: WLAN 5G; Frequency: 5775 MHz

Medium parameters used: $f = 5775 \text{ MHz}$; $\sigma = 5.443 \text{ S/m}$; $\epsilon_r = 33.919$; $\rho = 1000 \text{ kg/m}^3$

Phantom section: Flat Section

Ambient temperature: 22.0°C; Liquid temperature: 21.5°C

DASY5 Configuration:

- Probe: EX3DV4 - SN3938;ConvF(4.76, 4.76, 4.76);Calibrated: 2018/10/24
- Sensor-Surface: 2mm (Mechanical Surface Detection)
- Electronics: DAE4 Sn1260; Calibrated: 2018/11/30
- Phantom: ELI
- DASY52 52.10.2(1495); SEMCAD X 14.6.12(7463)

Area Scan (61x141x1): Interpolated grid: $dx=10 \text{ mm}$, $dy=10 \text{ mm}$

Maximum value of SAR (interpolated) = 1.34 W/kg


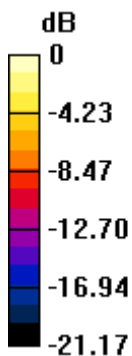
Zoom Scan (7x7x12)/Cube 0: Measurement grid: $dx=4\text{mm}$, $dy=4\text{mm}$, $dz=2\text{mm}$

Reference Value = 4.310 V/m; Power Drift = -0.09 dB

Peak SAR (extrapolated) = 3.78 W/kg

SAR(1 g) = 0.593 W/kg; SAR(10 g) = 0.168 W/kg

Maximum value of SAR (measured) = 1.21 W/kg



0 dB = 1.21 W/kg = 0.83 dBW/kg

Unless otherwise stated the results shown in this test report refer only to the sample(s) tested and such sample(s) are retained for 90 days only.
除非另有說明，此報告結果僅對測試之樣品負責，同時此樣品僅保留90天。本報告未經本公司書面許可，不可部份複製。

This document is issued by the Company subject to its General Conditions of Service printed overleaf, available on request or accessible at www.sgs.com/terms_and_conditions.htm and for electronic format documents, subject to Terms and Conditions for Electronic Documents at www.sgs.com/terms_e-document.htm. Attention is drawn to the limitation of liability, indemnification and jurisdiction issues defined therein. Any holder of this document is advised that information contained hereon reflects the Company's findings at the time of its intervention only and within the limits of Client's instructions, if any. The Company's sole responsibility is to its Client and this document does not exonerate parties to a transaction from exercising all their rights and obligations under the transaction documents. This document cannot be reproduced except in full, without prior written approval of the Company. Any unauthorized alteration, forgery or falsification of the content or appearance of this document is unlawful and offenders may be prosecuted to the fullest extent of the law.

SGS Taiwan Ltd.

No.134,Wu Kung Road, New Taipei Industrial Park, Wuku District, New Taipei City, Taiwan 24803/新北市五股區新北產業園區五工路 134 號

台灣檢驗科技股份有限公司

t (886-2) 2299-3279

f (886-2) 2298-0488

www.tw.sgs.com

Member of SGS Group

6. SAR System Performance Verification

Date: 2019/6/13

Dipole 2450 MHz_SN:727

Communication System: CW; Frequency: 2450 MHz; Duty Cycle: 1:1

Medium parameters used: $f = 2450$ MHz; $\sigma = 1.877$ S/m; $\epsilon_r = 37.678$; $\rho = 1000$ kg/m³

Phantom section: Flat Section

Ambient temperature: 22.3°C; Liquid temperature: 21.7°C

DASY5 Configuration:

- Probe: EX3DV4 - SN3938; ConvF(7.17, 7.17, 7.17); Calibrated: 2018/10/24
- Sensor-Surface: 2mm (Mechanical Surface Detection)
- Electronics: DAE4 Sn1260; Calibrated: 2018/11/30
- Phantom: ELI
- DASY52 52.10.2(1495); SEMCAD X 14.6.12(7463)

Pin=250mW/Area Scan (71x91x1): Interpolated grid: dx=12 mm, dy=12 mm

Maximum value of SAR (interpolated) = 21.6 W/kg


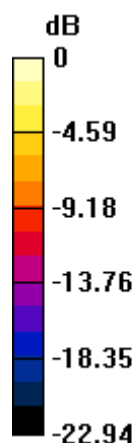
Pin=250mW/Zoom Scan (7x7x7)/Cube 0: Measurement grid: dx=5mm, dy=5mm, dz=5mm

Reference Value = 107.6 V/m; Power Drift = 0.01 dB

Peak SAR (extrapolated) = 28.6 W/kg

SAR(1 g) = 13.6 W/kg; SAR(10 g) = 6.28 W/kg

Maximum value of SAR (measured) = 20.8 W/kg



0 dB = 20.8 W/kg = 13.18 dBW/kg

Unless otherwise stated the results shown in this test report refer only to the sample(s) tested and such sample(s) are retained for 90 days only.

除非另有說明，此報告結果僅對測試之樣品負責，同時此樣品僅保留90天。本報告未經本公司書面許可，不可部份複製。

This document is issued by the Company subject to its General Conditions of Service printed overleaf, available on request or accessible at www.sgs.com/terms_and_conditions.htm and for electronic format documents, subject to Terms and Conditions for Electronic Documents at www.sgs.com/terms_e-document.htm. Attention is drawn to the limitation of liability, indemnification and jurisdiction issues defined therein. Any holder of this document is advised that information contained hereon reflects the Company's findings at the time of its intervention only and within the limits of Client's instructions, if any. The Company's sole responsibility is to its Client and this document does not exonerate parties to a transaction from exercising all their rights and obligations under the transaction documents. This document cannot be reproduced except in full, without prior written approval of the Company. Any unauthorized alteration, forgery or falsification of the content or appearance of this document is unlawful and offenders may be prosecuted to the fullest extent of the law.

Date: 2019/6/14

Dipole 5200 MHz_SN:1023

Communication System: CW; Frequency: 5200 MHz; Duty Cycle: 1:1

Medium parameters used: $f = 5200$ MHz; $\sigma = 4.673$ S/m; $\epsilon_r = 35.714$; $\rho = 1200$ kg/m³

Phantom section: Flat Section

Ambient temperature: 22.1°C; Liquid temperature: 21.5°C

DASY5 Configuration:

- Probe: EX3DV4 - SN3938; ConvF(5, 5, 5); Calibrated: 2018/10/24
- Sensor-Surface: 2mm (Mechanical Surface Detection)
- Electronics: DAE4 Sn1260; Calibrated: 2018/11/30
- Phantom: ELI
- DASY52 52.10.2(1495); SEMCAD X 14.6.12(7463)

Pin=100mW/Area Scan (51x51x1): Interpolated grid: dx=10 mm, dy=10 mm

Maximum value of SAR (interpolated) = 15.7 W/kg


Pin=100mW/Zoom Scan (7x7x12)/Cube 0: Measurement grid: dx=4mm, dy=4mm, dz=2mm

Reference Value = 63.14 V/m; Power Drift = 0.09 dB

Peak SAR (extrapolated) = 34.2 W/kg

SAR(1 g) = 8.15 W/kg; SAR(10 g) = 2.41 W/kg

Maximum value of SAR (measured) = 16.1 W/kg



0 dB = 16.1 W/kg = 12.07 dBW/kg

Unless otherwise stated the results shown in this test report refer only to the sample(s) tested and such sample(s) are retained for 90 days only.
除非另有說明，此報告結果僅對測試之樣品負責，同時此樣品僅保留90天。本報告未經本公司書面許可，不可部份複製。

This document is issued by the Company subject to its General Conditions of Service printed overleaf, available on request or accessible at www.sgs.com/terms_and_conditions.htm and for electronic format documents, subject to Terms and Conditions for Electronic Documents at www.sgs.com/terms_e-document.htm. Attention is drawn to the limitation of liability, indemnification and jurisdiction issues defined therein. Any holder of this document is advised that information contained hereon reflects the Company's findings at the time of its intervention only and within the limits of Client's instructions, if any. The Company's sole responsibility is to its Client and this document does not exonerate parties to a transaction from exercising all their rights and obligations under the transaction documents. This document cannot be reproduced except in full, without prior written approval of the Company. Any unauthorized alteration, forgery or falsification of the content or appearance of this document is unlawful and offenders may be prosecuted to the fullest extent of the law.

SGS Taiwan Ltd.

No.134,Wu Kung Road, New Taipei Industrial Park, Wuku District, New Taipei City, Taiwan 24803/新北市五股區新北產業園區五工路 134 號

台灣檢驗科技股份有限公司

t (886-2) 2299-3279

f (886-2) 2298-0488

www.tw.sgs.com

Member of SGS Group

Date: 2019/6/15

Dipole 5300 MHz_SN:1023

Communication System: CW; Frequency: 5300 MHz; Duty Cycle: 1:1

Medium parameters used: $f = 5300 \text{ MHz}$; $\sigma = 4.808 \text{ S/m}$; $\epsilon_r = 35.426$; $\rho = 1000 \text{ kg/m}^3$

Phantom section: Flat Section

Ambient temperature: 21.6°C ; Liquid temperature: 22.2°C

DASY5 Configuration:


- Probe: EX3DV4 - SN3938;ConvF(5, 5, 5);Calibrated: 2018/10/24
- Sensor-Surface: 2mm (Mechanical Surface Detection)
- Electronics: DAE4 Sn1260; Calibrated: 2018/11/30
- Phantom: ELI
- DASY52 52.10.2(1495); SEMCAD X 14.6.12(7463)

Pin=100mW, d=10mm/Area Scan (71x91x1): Interpolated grid: $dx=10 \text{ mm}$, $dy=10 \text{ mm}$

Maximum value of SAR (interpolated) = 17.3 W/kg
Pin=100mW, d=10mm/Zoom Scan (7x7x12)/Cube 0: Measurement grid: $dx=4\text{mm}$, $dy=4\text{mm}$, $dz=2\text{mm}$

Reference Value = 62.23 V/m ; Power Drift = 0.06 dB

Peak SAR (extrapolated) = 27.1 W/kg
SAR(1 g) = 7.95 W/kg ; SAR(10 g) = 2.44 W/kg

Maximum value of SAR (measured) = 15.9 W/kg

 $0 \text{ dB} = 15.9 \text{ W/kg} = 12.01 \text{ dBW/kg}$

Unless otherwise stated the results shown in this test report refer only to the sample(s) tested and such sample(s) are retained for 90 days only.
除非另有說明，此報告結果僅對測試之樣品負責，同時此樣品僅保留90天。本報告未經本公司書面許可，不可部份複製。

This document is issued by the Company subject to its General Conditions of Service printed overleaf, available on request or accessible at www.sgs.com/terms_and_conditions.htm and for electronic format documents, subject to Terms and Conditions for Electronic Documents at www.sgs.com/terms_e-document.htm. Attention is drawn to the limitation of liability, indemnification and jurisdiction issues defined therein. Any holder of this document is advised that information contained hereon reflects the Company's findings at the time of its intervention only and within the limits of Client's instructions, if any. The Company's sole responsibility is to its Client and this document does not exonerate parties to a transaction from exercising all their rights and obligations under the transaction documents. This document cannot be reproduced except in full, without prior written approval of the Company. Any unauthorized alteration, forgery or falsification of the content or appearance of this document is unlawful and offenders may be prosecuted to the fullest extent of the law.

SGS Taiwan Ltd.

No.134,Wu Kung Road, New Taipei Industrial Park, Wuku District, New Taipei City, Taiwan 24803/新北市五股區新北產業園區五工路 134 號

台灣檢驗科技股份有限公司

t (886-2) 2299-3279

f (886-2) 2298-0488

www.tw.sgs.com

Member of SGS Group

Date: 2019/6/16

Dipole 5600 MHz_SN:1023

Communication System: CW; Frequency: 5600 MHz; Duty Cycle: 1:1

Medium parameters used: $f = 5600 \text{ MHz}$; $\sigma = 4.993 \text{ S/m}$; $\epsilon_r = 34.502$; $\rho = 1000 \text{ kg/m}^3$

Phantom section: Flat Section

Ambient temperature: 21.7°C ; Liquid temperature: 22.2°C

DASY5 Configuration:


- Probe: EX3DV4 - SN3938; ConvF(4.65, 4.65, 4.65); Calibrated: 2018/10/24
- Sensor-Surface: 2mm (Mechanical Surface Detection)
- Electronics: DAE4 Sn1260; Calibrated: 2018/11/30
- Phantom: ELI
- DASY52 52.10.2(1495); SEMCAD X 14.6.12(7463)

Pin=100mW/Area Scan (61x71x1): Interpolated grid: $dx=10 \text{ mm}$, $dy=10 \text{ mm}$

Maximum value of SAR (interpolated) = 18.4 W/kg
Pin=100mW/Zoom Scan (7x7x12)/Cube 0: Measurement grid: $dx=4\text{mm}$, $dy=4\text{mm}$, $dz=2\text{mm}$

Reference Value = 65.11 V/m ; Power Drift = -0.11 dB

Peak SAR (extrapolated) = 35.5 W/kg
SAR(1 g) = 8.22 W/kg ; SAR(10 g) = 2.32 W/kg

Maximum value of SAR (measured) = 17.5 W/kg

0 dB = 17.5 W/kg = 12.43 dBW/kg

Unless otherwise stated the results shown in this test report refer only to the sample(s) tested and such sample(s) are retained for 90 days only.
除非另有說明，此報告結果僅對測試之樣品負責，同時此樣品僅保留90天。本報告未經本公司書面許可，不可部份複製。

This document is issued by the Company subject to its General Conditions of Service printed overleaf, available on request or accessible at www.sgs.com/terms_and_conditions.htm and for electronic format documents, subject to Terms and Conditions for Electronic Documents at www.sgs.com/terms_e-document.htm. Attention is drawn to the limitation of liability, indemnification and jurisdiction issues defined therein. Any holder of this document is advised that information contained hereon reflects the Company's findings at the time of its intervention only and within the limits of Client's instructions, if any. The Company's sole responsibility is to its Client and this document does not exonerate parties to a transaction from exercising all their rights and obligations under the transaction documents. This document cannot be reproduced except in full, without prior written approval of the Company. Any unauthorized alteration, forgery or falsification of the content or appearance of this document is unlawful and offenders may be prosecuted to the fullest extent of the law.

SGS Taiwan Ltd.

No.134,Wu Kung Road, New Taipei Industrial Park, Wuku District, New Taipei City, Taiwan 24803/新北市五股區新北產業園區五工路 134 號

台灣檢驗科技股份有限公司

t (886-2) 2299-3279

f (886-2) 2298-0488

www.tw.sgs.com

Member of SGS Group

Date: 2019/6/17

Dipole 5800 MHz_SN:1023

Communication System: CW; Frequency: 5800 MHz; Duty Cycle: 1:1

Medium parameters used: $f = 5800 \text{ MHz}$; $\sigma = 5.453 \text{ S/m}$; $\epsilon_r = 33.904$; $\rho = 1000 \text{ kg/m}^3$

Phantom section: Flat Section

Ambient temperature: 22.0°C ; Liquid temperature: 21.5°C

DASY5 Configuration:

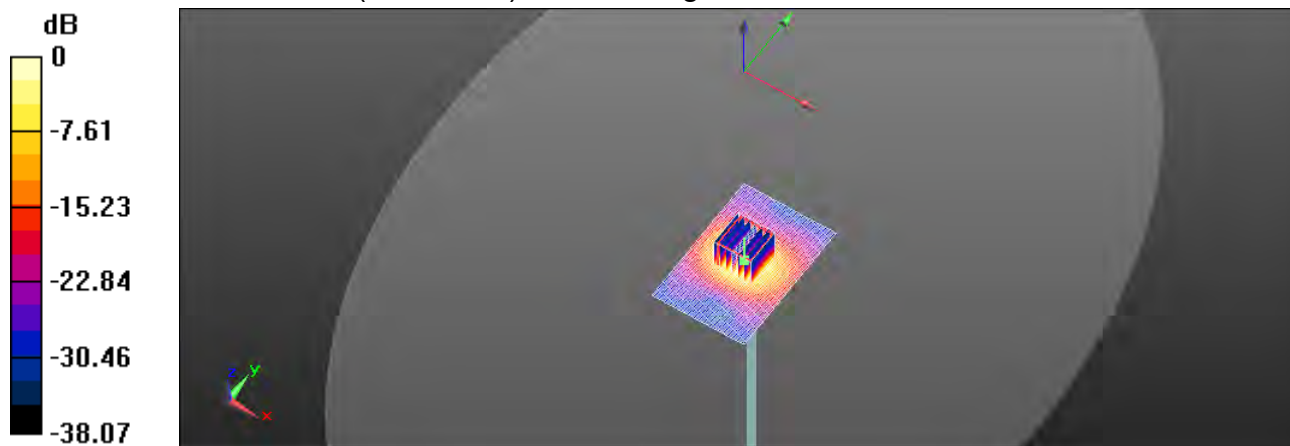
- Probe: EX3DV4 - SN3938; ConvF(4.76, 4.76, 4.76); Calibrated: 2018/10/24
- Sensor-Surface: 2mm (Mechanical Surface Detection)
- Electronics: DAE4 Sn1260; Calibrated: 2018/11/30
- Phantom: ELI
- DASY52 52.10.2(1495); SEMCAD X 14.6.12(7463)

Pin=100mW/Area Scan (61x91x1): Interpolated grid: $dx=10 \text{ mm}$, $dy=10 \text{ mm}$

Maximum value of SAR (interpolated) = 16.8 W/kg
Pin=100mW/Zoom Scan (7x7x12)/Cube 0: Measurement grid: $dx=4\text{mm}$, $dy=4\text{mm}$, $dz=2\text{mm}$

Reference Value = 58.69 V/m ; Power Drift = -0.07 dB

Peak SAR (extrapolated) = 39.1 W/kg
SAR(1 g) = 7.78 W/kg ; SAR(10 g) = 2.19 W/kg

Maximum value of SAR (measured) = 16.8 W/kg

 $0 \text{ dB} = 16.8 \text{ W/kg} = 12.25 \text{ dBW/kg}$

Unless otherwise stated the results shown in this test report refer only to the sample(s) tested and such sample(s) are retained for 90 days only.
除非另有說明，此報告結果僅對測試之樣品負責，同時此樣品僅保留90天。本報告未經本公司書面許可，不可部份複製。

This document is issued by the Company subject to its General Conditions of Service printed overleaf, available on request or accessible at www.sgs.com/terms_and_conditions.htm and for electronic format documents, subject to Terms and Conditions for Electronic Documents at www.sgs.com/terms_e-document.htm. Attention is drawn to the limitation of liability, indemnification and jurisdiction issues defined therein. Any holder of this document is advised that information contained hereon reflects the Company's findings at the time of its intervention only and within the limits of Client's instructions, if any. The Company's sole responsibility is to its Client and this document does not exonerate parties to a transaction from exercising all their rights and obligations under the transaction documents. This document cannot be reproduced except in full, without prior written approval of the Company. Any unauthorized alteration, forgery or falsification of the content or appearance of this document is unlawful and offenders may be prosecuted to the fullest extent of the law.

SGS Taiwan Ltd.

No.134,Wu Kung Road, New Taipei Industrial Park, Wuku District, New Taipei City, Taiwan 24803/新北市五股區新北產業園區五工路 134 號

台灣檢驗科技股份有限公司

t (886-2) 2299-3279

f (886-2) 2298-0488

www.tw.sgs.com

Member of SGS Group

7. Uncertainty Budget

Measurement Uncertainty evaluation template for DUT SAR test (3-6G)

A	c	D	e		f	g	h=c * f / e	i=c * g / e	k
Source of Uncertainty	Tolerance/ Uncertainty	Probabilit y	Div	Div Value	ci (1g)	ci (10g)	Standard uncertainty	Standard uncertainty	vi, or Veff
Measurement system									
Probe calibration	6.55%	N	1	1	1	1	6.55%	6.55%	∞
Isotropy , Axial	3.50%	R	$\sqrt{3}$	1.732	1	1	2.02%	2.02%	∞
Isotropy, Hemispherical	9.60%	R	$\sqrt{3}$	1.732	1	1	5.54%	5.54%	∞
Modulation Response	2.40%	R	$\sqrt{3}$	1.732	1	1	1.40%	1.40%	∞
Boundary Effect	1.00%	R	$\sqrt{3}$	1.732	1	1	0.58%	0.58%	∞
Linearity	4.70%	R	$\sqrt{3}$	1.732	1	1	2.71%	2.71%	∞
Detection Limits	1.00%	R	$\sqrt{3}$	1.732	1	1	0.58%	0.58%	∞
Readout Electronics	0.30%	N	1	1	1	1	0.30%	0.30%	∞
Response time	0.80%	R	$\sqrt{3}$	1.732	1	1	0.46%	0.46%	∞
Integration Time	2.60%	R	$\sqrt{3}$	1.732	1	1	1.50%	1.50%	∞
Measurement drift (class A evaluation)	1.75%	R	$\sqrt{3}$	1.732	1	1	1.01%	1.01%	∞
RF ambient condition - noise	3.00%	R	$\sqrt{3}$	1.732	1	1	1.73%	1.73%	∞
RF ambient conditions - reflections	3.00%	R	$\sqrt{3}$	1.732	1	1	1.73%	1.73%	∞
Probe positioner Mechanical restrictions	0.40%	R	$\sqrt{3}$	1.732	1	1	0.23%	0.23%	∞
Probe Positioning with respect to phantom	2.90%	R	$\sqrt{3}$	1.732	1	1	1.67%	1.67%	∞
Post-processing	1.00%	R	$\sqrt{3}$	1.732	1	1	0.58%	0.58%	∞
Max SAR Eval	1.00%	R	$\sqrt{3}$	1.732	1	1	0.58%	0.58%	∞
Test Sample related									
Test sample positioning	2.90%	N	1	1	1	1	2.90%	2.90%	M-1
Device Holder Uncertainty	3.60%	N	1	1	1	1	3.60%	3.60%	M-1
Drift of output power	5.00%	R	$\sqrt{3}$	1.732	1	1	2.89%	2.89%	∞
Phantom and Setup									
Phantom Uncertainty	4.00%	R	$\sqrt{3}$	1.732	1	1	2.31%	2.31%	∞
Liquid permittivity (mea.)	3.99%	N	1	1	0.64	0.43	2.55%	1.72%	M
Liquid Conductivity (mea.)	3.79%	N	1	1	0.6	0.49	2.27%	1.86%	M
Combined standard uncertainty		RSS					12.20%	11.98%	
Expant uncertainty (95% confidence)							24.41%	23.95%	

Unless otherwise stated the results shown in this test report refer only to the sample(s) tested and such sample(s) are retained for 90 days only.

除非另有說明，此報告結果僅對測試之樣品負責，同時此樣品僅保留90天。本報告未經本公司書面許可，不可部份複製。

This document is issued by the Company subject to its General Conditions of Service printed overleaf, available on request or accessible at www.sgs.com/terms_and_conditions.htm and for electronic format documents, subject to Terms and Conditions for Electronic Documents at www.sgs.com/terms_e-document.htm. Attention is drawn to the limitation of liability, indemnification and jurisdiction issues defined therein. Any holder of this document is advised that information contained hereon reflects the Company's findings at the time of its intervention only and within the limits of Client's instructions, if any. The Company's sole responsibility is to its Client and this document does not exonerate parties to a transaction from exercising all their rights and obligations under the transaction documents. This document cannot be reproduced except in full, without prior written approval of the Company. Any unauthorized alteration, forgery or falsification of the content or appearance of this document is unlawful and offenders may be prosecuted to the fullest extent of the law.

Measurement Uncertainty evaluation template for DUT SAR test (0.3-3G)

A	c	D	e		f	g	h=c * f / e	i=c * g / e	k
Source of Uncertainty	Tolerance/ Uncertainty	Probabilit y	Div	Div Value	ci (1g)	ci (10g)	Standard uncertainty	Standard uncertainty	vi, or Veff
Measurement system									
Probe calibration	6.00%	N	1	1	1	1	6.00%	6.00%	∞
Isotropy , Axial	3.50%	R	$\sqrt{3}$	1.732	1	1	2.02%	2.02%	∞
Isotropy, Hemispherical	9.60%	R	$\sqrt{3}$	1.732	1	1	5.54%	5.54%	∞
Modulation Response	2.40%	R	$\sqrt{3}$	1.732	1	1	1.40%	1.40%	∞
Boundary Effect	1.00%	R	$\sqrt{3}$	1.732	1	1	0.58%	0.58%	∞
Linearity	4.70%	R	$\sqrt{3}$	1.732	1	1	2.71%	2.71%	∞
Detection Limits	1.00%	R	$\sqrt{3}$	1.732	1	1	0.58%	0.58%	∞
Readout Electronics	0.30%	N	1	1	1	1	0.30%	0.30%	∞
Response time	0.80%	R	$\sqrt{3}$	1.732	1	1	0.46%	0.46%	∞
Integration Time	2.60%	R	$\sqrt{3}$	1.732	1	1	1.50%	1.50%	∞
Measurement drift (class A evaluation)	1.75%	R	$\sqrt{3}$	1.732	1	1	1.01%	1.01%	∞
RF ambient condition - noise	3.00%	R	$\sqrt{3}$	1.732	1	1	1.73%	1.73%	∞
RF ambient conditions - reflections	3.00%	R	$\sqrt{3}$	1.732	1	1	1.73%	1.73%	∞
Probe positioner Mechanical restrictions	0.40%	R	$\sqrt{3}$	1.732	1	1	0.23%	0.23%	∞
Probe Positioning with respect to phantom	2.90%	R	$\sqrt{3}$	1.732	1	1	1.67%	1.67%	∞
Post-processing	1.00%	R	$\sqrt{3}$	1.732	1	1	0.58%	0.58%	∞
Max SAR Eval	1.00%	R	$\sqrt{3}$	1.732	1	1	0.58%	0.58%	∞
Test Sample related									
Test sample positioning	2.90%	N	1	1	1	1	2.90%	2.90%	M-1
Device Holder Uncertainty	3.60%	N	1	1	1	1	3.60%	3.60%	M-1
Drift of output power	5.00%	R	$\sqrt{3}$	1.732	1	1	2.89%	2.89%	∞
Phantom and Setup									
Phantom Uncertainty	4.00%	R	$\sqrt{3}$	1.732	1	1	2.31%	2.31%	∞
Liquid permittivity (mea.)	3.97%	N	1	1	0.64	0.43	2.54%	1.71%	M
Liquid Conductivity (mea.)	4.67%	N	1	1	0.6	0.49	2.80%	2.29%	M
Combined standard uncertainty		RSS					12.03%	11.76%	
Expan uncertainty (95% confidence)							24.06%	23.52%	

Unless otherwise stated the results shown in this test report refer only to the sample(s) tested and such sample(s) are retained for 90 days only.

除非另有說明，此報告結果僅對測試之樣品負責，同時此樣品僅保留90天。本報告未經本公司書面許可，不可部份複製。

This document is issued by the Company subject to its General Conditions of Service printed overleaf, available on request or accessible at www.sgs.com/terms_and_conditions.htm and for electronic format documents, subject to Terms and Conditions for Electronic Documents at www.sgs.com/terms_e-document.htm. Attention is drawn to the limitation of liability, indemnification and jurisdiction issues defined therein. Any holder of this document is advised that information contained hereon reflects the Company's findings at the time of its intervention only and within the limits of Client's instructions, if any. The Company's sole responsibility is to its Client and this document does not exonerate parties to a transaction from exercising all their rights and obligations under the transaction documents. This document cannot be reproduced except in full, without prior written approval of the Company. Any unauthorized alteration, forgery or falsification of the content or appearance of this document is unlawful and offenders may be prosecuted to the fullest extent of the law.

SGS Taiwan Ltd.

No.134,Wu Kung Road, New Taipei Industrial Park, Wuku District, New Taipei City, Taiwan 24803/新北市五股區新北產業園區五工路 134 號

台灣檢驗科技股份有限公司

t (886-2) 2299-3279

f (886-2) 2298-0488

www.tw.sgs.com

Member of SGS Group

Appendixes

Refer to separated files for the following appendixes.

EN201960002 SAR_Appendix A Photographs

EN201960002 SAR_Appendix B DAE & Probe Cal. Certificate

EN201960002 SAR_Appendix C Phantom Description & Dipole Cal. Certificate

- End of report -

Unless otherwise stated the results shown in this test report refer only to the sample(s) tested and such sample(s) are retained for 90 days only.
除非另有說明，此報告結果僅對測試之樣品負責，同時此樣品僅保留90天。本報告未經本公司書面許可，不可部份複製。

This document is issued by the Company subject to its General Conditions of Service printed overleaf, available on request or accessible at www.sgs.com/terms_and_conditions.htm and for electronic format documents, subject to Terms and Conditions for Electronic Documents at www.sgs.com/terms_e-document.htm. Attention is drawn to the limitation of liability, indemnification and jurisdiction issues defined therein. Any holder of this document is advised that information contained hereon reflects the Company's findings at the time of its intervention only and within the limits of Client's instructions, if any. The Company's sole responsibility is to its Client and this document does not exonerate parties to a transaction from exercising all their rights and obligations under the transaction documents. This document cannot be reproduced except in full, without prior written approval of the Company. Any unauthorized alteration, forgery or falsification of the content or appearance of this document is unlawful and offenders may be prosecuted to the fullest extent of the law.

SGS Taiwan Ltd.

台灣檢驗科技股份有限公司

No.134,Wu Kung Road, New Taipei Industrial Park, Wuku District, New Taipei City, Taiwan 24803/新北市五股區新北產業園區五工路 134 號

t (886-2) 2299-3279

f (886-2) 2298-0488

www.tw.sgs.com

Member of SGS Group