

LM-WESA0440A-OR User Manual

Notice:

1, Delta Electronics, Inc. reserves the right to change specifications detailed in this document at any time without notice, and assumes no responsibility for any errors within this document



Introduction

This guideline provides site preparation recommendations, step-by-step procedures for the WIFI AP/ROUTER installation, and power source connection.

Overview

Interface

- 1 port RJ-45 connector for 10BASE-Te ,100BASE-TX,1000BASE-T

Power Supply

- IEEE 802.3at PoE compliant source



- WIFI AP/ROUTER installation
 - POE Mode



Note : Internet Port : Please connect with PSE

Environmental Specifications

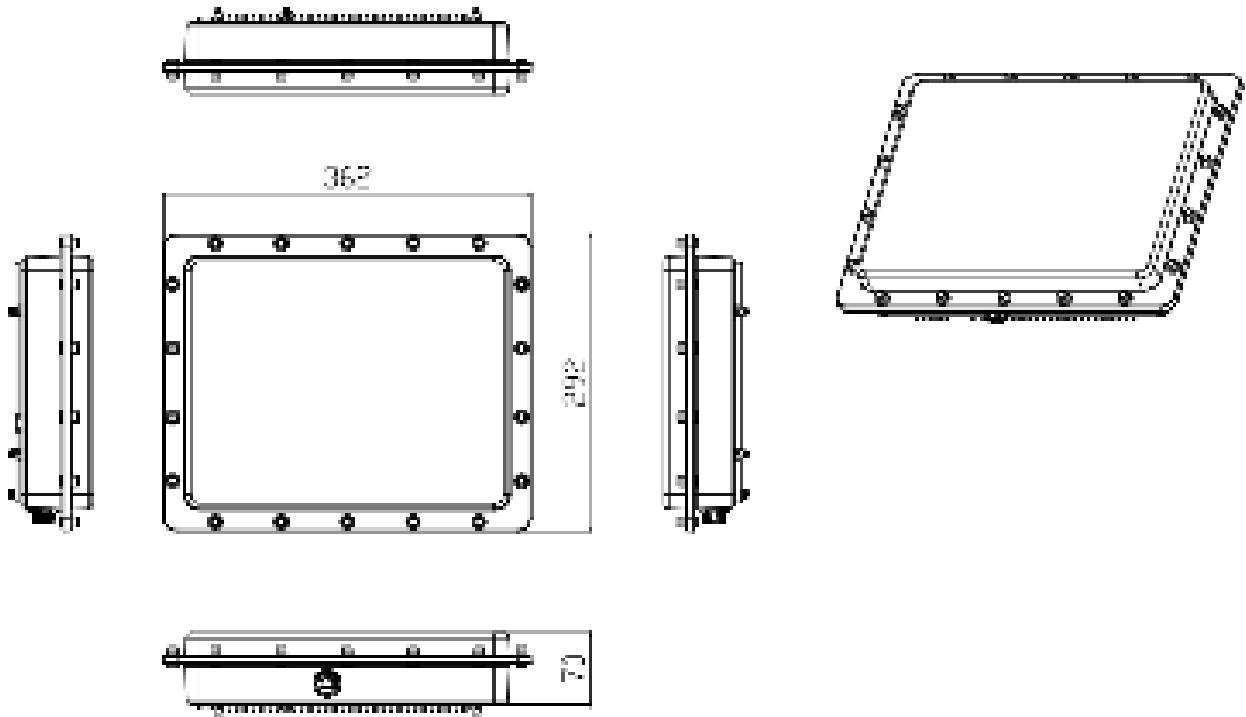
- Operating temperature: -20 to 50°C

This product is intended to be supplied by a Listed PoE compliant source, rated 42.5~57V 600mA maximum , and Tma = 50 degree C. If need further assistance with purchasing the power source, please contact to “XXX (UL File owner or brand owner)” or “agency” for further information.

Regulatory






- FCC
- CE
- IC
- UL/IEC 60950-1
- UL 60950-22
- EN 62368-1
- IP67

LM-WESA0440A-OR Drawing



Physical Design : 362(W)*292(D)*70(H) mm

Information symbols and warnings

Symbol	Warning	Description
	Danger	This symbol warns that improper handling and installation could result in bodily injury. Before you begin work on this equipment, be aware of hazards involving electrical circuitry, networking environments, and instigate accident prevention procedures.
	Caution	This symbol informs you that improper handling and installation could result in equipment damage or loss of data.
	Warning	This symbol informs you that improper handling may reduce your component or system performance.
	Note	This symbol informs you of important operational information.
	ESD Warning	This symbol identifies that Electrostatic precautions should be taken when handling the device.



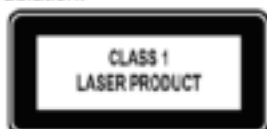
Caution: Wear grounding wrist straps when handling this equipment to avoid ESD damage.



Danger: The installation of this equipment shall be performed by trained and qualified personnel only. Read this guide before installing and powering up this equipment. This equipment contains two power cords. Disconnect both power cords before servicing.



Danger: This equipment contains optical transceivers, which comply with the limits of Class 1 laser radiation.



Danger: Visible and invisible laser radiation may be emitted from the aperture of the optical transceiver ports when no cable is connected. Avoid exposure to laser radiation and do not stare into open apertures.