



SERVICE MANUAL

InfoTag 7.3

InfoTag 7.3

Table of Content

i)	Notice	1
ii)	Safety Information	2
iii)	Safety Regulations	2
1.	General.....	5
1.1	Model Specification	5
1.2	Operating Specification	5
2.	InfoTag 7.3 Diagram.....	6
2.1	Overall Layout and Label design.....	6
2.2	Replacement of Info Tag Battery.....	8
2.3	Button Cell Specifications.....	9
2.4	ESL Attachment (Refer to ESL Attachment Catalogue).....	9
2.5	Product Handling of Info Tag.....	9
3.	Revision Records.....	10

DIGI®

The material contained in this document is proprietary and for information only and is subject to change without notice. DIGI Singapore Pte. Ltd. assumes no responsibility for any errors or damages arising from misinterpretation of any procedure.

Screen displays, operating procedures and supporting features might vary with different software version releases.

This document shall not be reproduced whether in part or whole without the written consent from DIGI Singapore Pte. Ltd.

**DIGI Singapore Pte. Ltd.
4, Leng Kee Road
#06-01 SIS Building
Singapore 159088**

ii) Safety Information

The operator of the equipment shall comply with the safety and warning indications and procedures outlined in this document. DIGI Singapore Pte. Ltd. assumes no responsibility or liability for failure to comply with these requirements.

- Repair and servicing of product, shall only be carried out by trained and qualified personnel.

Disclaimer:

Specifications are subject to change without notice. All dimensions shown are approximate. Please be aware that DIGI has indicated that its hardware and software used in the product may require additional updates in the future as our product is continually under development. The need for such updates most likely applies to the Printer software.

**CAUTIONS:**

FOR PLUGGABLE EQUIPMENT, THAT THE SOCKET-OUTLET SHALL BE INSTALLED NEAR THE EQUIPMENT AND SHALL BE EASILY ACCESSIBLE.

**POUR LE MATÉRIEL RACCORDÉ PAR PRISE DE COURANT, LE SOCLE DE PRISE DE COURANT DOIT ÊTRE
INSTALLÉ À PROXIMITÉ DU MATÉRIEL ET DOIT ÊTRE AISÉMENT ACCESSIBLE.**

FOR CONTINUED PROTECTION AGAINST RISK OF FIRE, REPLACE ONLY WITH SAME TYPE AND RATING OF FUSE.

POUR NE PAS COMPROMETTRE LA PROTECTION CONTRE LES RISQUES D'INCENDIE, REMPLACER PAR UN FUSIBLE DE MÊME TYPE ET DE MÊME CARACTÉRISTIQUES NOMINALES.

DANGER OF EXPLOSION IF BATTERY IS INCORRECTLY REPLACED. REPLACE ONLY WITH THE SAME OR EQUIVALENT TYPE RECOMMENDED BY THE MANUFACTURER. DISCARD USED BATTERIES ACCORDING TO THE MANUFACTURER'S INSTRUCTIONS

IL Y A DANGER D'EXPLOSION S'IL Y A REMPLACEMENT INCORRECT DE LA BATTERIE. REMPLACER UNIQUEMENT AVEC UNE BATTERIE DU MÊME TYPE OU D'UN TYPE RECOMMANDÉ PAR LE CONSTRUCTEUR. METTRE AU RÉBUT LES BATTERIES USAGÉES CONFORMÉMENT AUX INSTRUCTIONS DU FABRICANT.

iii) Safety Regulations**Federal Communication Commission Interference Statement**

This equipment has been tested and found to comply with the limits for a Class B digital device, pursuant to Part 15 of the FCC Rules. These limits are designed to provide reasonable protection against harmful interference in a residential installation. This equipment generates, uses and can radiate radio frequency energy and, if not installed and used in accordance with the instructions, may cause harmful interference to radio communications. However, there is no guarantee that interference will not occur in a particular installation. If this equipment does cause harmful interference to radio or television reception, which can be determined by turning the equipment off and on, the user is encouraged to try to correct the interference by one of the following measures:

- Reorient or relocate the receiving antenna.
- Increase the separation between the equipment and receiver.

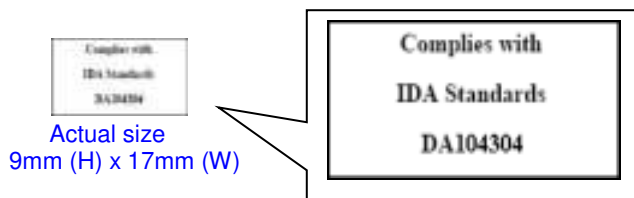
- Connect the equipment into an outlet on a circuit different from that to which the receiver is connected.
- Consult the dealer or an experienced radio/TV technician for help.

FCC Caution: Any changes or modifications not expressly approved by the party responsible for compliance could void the user's authority to operate this equipment.

This device complies with Part 15 of the FCC Rules. Operation is subject to the following two conditions: (1) This device may not cause harmful interference, and (2) this device must accept any interference received, including interference that may cause undesired operation.

IDA Compliance Statement: (Singapore)

This equipment registered to comply with IDA (Info-Communications Development Authority of Singapore) Standard under Dealer's Class License.



Industry Canada statement:

This device complies with RSS-210 of the Industry Canada Rules. Operation is subject to the following two conditions:

- (1) This device may not cause harmful interference, and
- (2) This device must accept any interference received, including interference that may cause undesired operation.

Ce dispositif est conforme à la norme CNR-210 d'Industrie Canada applicable aux appareils radio exempts de licence. Son fonctionnement est sujet aux deux conditions suivantes:

- (1) le dispositif ne doit pas produire de brouillage préjudiciable, et
- (2) ce dispositif doit accepter tout brouillage reçu, y compris un brouillage susceptible de provoquer un fonctionnement indésirable.

IMPORTANT NOTE:

Radiation Exposure Statement:

This equipment complies with FCC/IC radiation exposure limits set forth for an uncontrolled environment and meets the FCC radio frequency (RF) Exposure Guidelines in Supplement C to OET65 and RSS-102 of the IC radio frequency (RF) Exposure rules. This equipment should be installed and operated so that the radiator is kept at least 7.9 inches (20 cm) or more away from a person's body (excluding extremities: hands, wrists, feet and ankles).

En plus de l'information de conformité FCC/IC fournie dans votre Guide de l'utilisateur en ligne, veuillez noter les directives suivantes : Cet équipement est conforme aux limites d'exposition aux rayonnements FCC/IC énoncées pour un environnement non contrôlé et respecte les lignes directrices d'exposition aux fréquences radioélectriques (RF) de la FCC dans le Supplément C à OET65 et les règles d'exposition aux fréquences radioélectriques (RF) CNR-102 de l'IC. Cet équipement doit être installé et utilisé en gardant une distance de 20 cm (7,9 po) ou plus entre le radiateur et le corps de l'utilisateur (à l'exception des extrémités : mains, poignets, pieds et chevilles)

For Taiwan 警語:

取得審驗證明之低功率射頻器材，非經核准，公司、商號或使用者均不得擅自變更頻率、加大功率或變更原設計之特性及功能。低功率射頻器材之使用不得影響飛航安全及干擾合法通信；經發現有干擾現象時，應立即停用，並改善至無干擾時方得繼續使用。

前述合法通信，指依電信管理法規定作業之無線電通信。低功率射頻器材須忍受合法通信或工業、科學及醫療用電波輻射性電機設備之干擾。

1. General

1.1 Model Specification

Model	:	InfoTag 7.3
Dimensions (in mm)	:	Product size - 186.8(L) X 123.8(H) X 18.0(W) LCD Size - 160.0 (H) x 96.0 (V) LCD Resolution - 800 x 480 dots (Dpi:127)
Weight	:	220g approx.
Power Source	:	DC Cell Button Battery 3.0V x 6
Operating Temperature	:	5 °C to + 40 °C
Humidity	:	65% Max. Non-condensing
Housing material	:	Toray MABS 900-352A
Battery Specification	:	Type - CR2450 (Cell Button Battery) Nominal Voltage - 3.0V Life Time - 5 years (2 update/day) Weight - 6.6g approx.

1.2 Operating Specification

Frequency band	:	2.402 GHz ~ 2.480 GHz
Transmit power	:	66.84dBuV/m
Receiver sensitivity	:	-90dBm (<i>typical</i>)
RF range	:	~ 25m to IB-3700 (<i>*Max. up to 70m LOS</i>)
		<i>*Note: The RF Range maybe varies in different environment.</i>
Certification	:	CE, RCM, TELEC

2. InfoTag 7.3 Diagram

2.1 Overall Layout and Label design



Front View



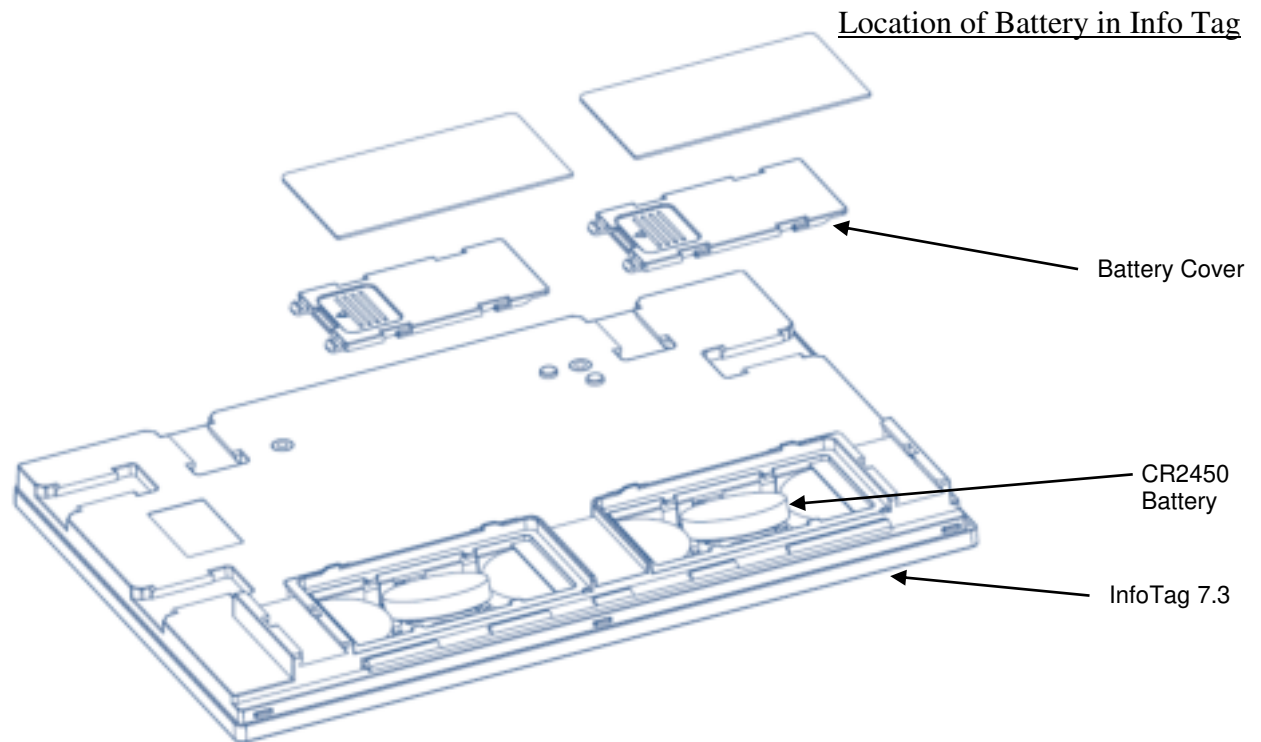
Back View

Nameplate content

Product shows approval content by default. To retrieve this content, simple power on/off the device.



2.2 Replacement of InfoTag 7.3 Battery



- i. Pull off the battery cover from the back of the InfoTag 7.3.
- ii. Replace the new battery. (Ensure the Battery polarity is correct)



Caution: Dispose of the Battery according the Safety Guideline.

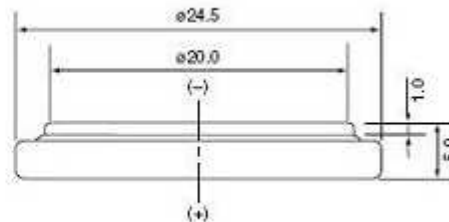
- i. Avoid placing the battery in reverse polarity.
- ii. Do not heat or dispose of fire. May burst or release toxic material.
- iii. Do not charge.
- iv. Do not short circuit.
- v. Do not solder the battery directly.



- vi. Do not ingest battery, Chemical Burn Hazard
- vii. Keep new and used batteries away from children
- viii. If the battery compartment does not close securely, stop using the product and keep it away from children
- ix. Do not solder the battery directly.

2.3 Button Cell Specifications

Model	CR2450	
System	Manganese dioxide–Li/Organic Electrolyte	
Nominal Voltage (V)	3	
Nominal Capacity (mAh)*	610	
Nominal Discharge Current (mA)	0.2	
Temperature Ranges (deg. C)	min.	max.
Operating	–20	+85
Weight (g)**	6.6	
Dimensions (mm)**		
Diameter	24.5	
Height	5.0	
Negative Cap Diameter	20.0	
UL Recognition	MH12568 (N)	



Warning

This equipment is professional equipment and is not suitable for use in locations where children are likely to be present. This equipment is sold through special sales channels only, and is not sold to the general public.

2.4 ESL Attachment (Refer to ESL Attachment Catalogue)

For all information about the ESL Various Attachment type, function, installation etc. Please refer to ESL Attachment Catalogue

<http://www.digiesl.com.tw/digiesl/sys4.asp>

<http://www.teraoka.com.tw/digi/article.aspx?id=77>

<http://www.digiesl.com/>

2.5 Product Handling of Info Tag

Handle product with care. Do not expose product to corrosive chemical solution, any organic solvent acidic or alkaline. If cleaning is required, wash only water or mild soap solution.

Do not attempt to disassemble, apply force or heavy load to the product.

No user serviceable parts inside except battery

3. Revision Records

[illegible]