

PRODUCT DOS AND DON'TS

This product has been designed and manufactured to meet international safety standards but, like any electrical product, care must be taken if you are to obtain the best results and safety is to be assured.

.....

- DO read the operating instructions before you attempt to use the product.
- DO ensure that all electrical connections (including the mains plug, extension leads and inter-connections between the pieces of product) are properly made and in accordance with the manufacturer's instructions. Switch off and withdraw the mains plug before making or changing connections.
- DO consult your dealer if you are ever in doubt about the installation, operation or safety of your product.
- DO be careful with glass panels or doors on the product.
- DO route the mains lead so that it is not likely to be walked on, crushed, chafed, or subjected to excessive wear and tear or heat.


.....

- DON'T remove any fixed cover as this may expose dangerous voltages.
- DON'T obstruct the ventilation openings of the product with items such as newspapers, tablecloths, curtains, etc. Over heating will cause damage and shorten the life of the product.
- DON'T allow electrical product to be exposed to dripping or splashing, or objects filled with liquids, such as vases.
- DON'T place hot objects or open flame sources such as lighted candles or nightlights on, or close, to product. High temperatures can melt plastic and lead to fires.
- DON'T use makeshift stands and NEVER fix legs with wooden screws. To ensure complete safety always fit the manufacturer's approved stand or legs with the fixings provided and according to the instructions.
- DON'T use product such as personal stereos or radios that will distract you from the requirements of traffic safety.
- DON'T listen to headphones at high volume, as such use can permanently damage your hearing.
- DON'T leave product switched on when it is unattended unless it is specifically stated that is designed for unattended operation or has a stand-by mode. Switch off using the ON/OFF switch on the product or at the mains socket, and make sure that your family knows how to do this. Special arrangements may need to be made for infirm or handicapped people.
- DON'T continue to operate the product if you are in any doubt about it working normally, or if it is damaged in any way-switch off. remove the mains plug from the mains socket and consult your dealer.

.....

ABOVE ALL

- NEVER let anyone especially children push anything into holes, slots or any other opening in the product -this could result in a fatal electric shock.
- NEVER guess or take chances with electrical product of any kind. It is better to be safe than sorry!

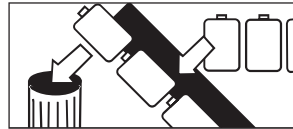


BATTERY SAFETY GUIDELINES

Used correctly, domestic batteries are a safe and dependable source of portable power. Problems can occur if they are misused or abused—resulting in leakage or, in extreme cases, fire or explosion. Here are some simple guidelines to safe battery use designed to eliminate any such problems.



Take care to fit your batteries correctly, observing the plus and minus marks on the battery and appliance. Incorrect fitting can cause leakage or, in extreme cases, fire or even an explosion.



Replace the whole set of batteries at one time, taking care not to mix old and new batteries or batteries of different types, since this can result in leakage or, in extreme cases, fire or even an explosion.



Store unused batteries in their packaging and away from metal objects which may cause a short-circuit resulting in leakage or, in extreme cases, fire or even an explosion.



Remove dead batteries from equipment and all batteries from equipment you know you are not going to use for a long time. Otherwise the batteries may leak and cause damage.



Never dispose of batteries in fire as this can cause them to explode. Please recycle dead batteries; do not put with the normal household waste.



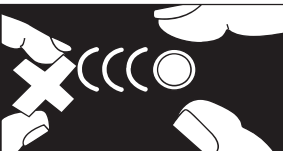
Never attempt to recharge ordinary batteries, either in a charger or by applying heat to them. They may leak, cause fire or even explode. There are special rechargeable batteries which are clearly marked as such.



Supervise children if they are replacing batteries themselves in order to ensure these guidelines are followed.



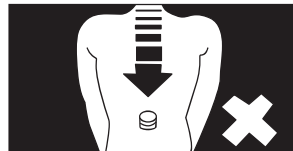
Remember that small button cell batteries such as used in some hearing aids, toys, games and other appliances, are easily swallowed by young children and this can be dangerous.



Keep loose button cells away from young children.



Make sure battery compartments are secure.



Seek medical advice if you believe a cell has been swallowed.

Safety Warnings

- Read all the instructions carefully before using the sound bar and keep them for future reference.
- Keep the manual. If you pass the sound bar onto a third party make sure to include this manual.
- Check that the voltage marked on the rating label matches your mains voltage.

Damage

- Please inspect the sound bar for damage after unpacking.
- If the sound bar is damaged in any way please contact customer service.

Location of Product

- The product must be placed on a flat stable surface and should not be subjected to vibrations.
- Do not place the product on sloped or unstable surfaces as the product may fall off or tip over.
- The mains socket must be located near the product and should be easily accessible.

Temperature

- Avoid extreme degrees of temperature, either hot or cold. Place the product well away from heat sources such as radiators or gas /electric fires.
- Avoid exposure to direct sunlight and other sources of heat.

Open Flames

- Never place any type of candle or open flame on the top of or near the product.

Moisture

- To reduce the risk of fire, electric shock or product damage, do not expose this unit to rain, moisture, dripping or splashing. No objects filled with liquids, such as vases, should be placed on the product.
- If you spill any liquid into the product, it can cause serious damage. Switch it off at the mains immediately. Withdraw the mains plug and consult your dealer.

Ventilation

- To prevent the risk of electric shock or fire hazard due to overheating, ensure that curtains and other materials do not obstruct the ventilation vents.
- Do not install or place this product in a bookcase, built-in cabinet or in another confined space. Ensure the product is well ventilated.

Safety

- Always disconnect the product from the mains supply before connecting / disconnecting other devices or moving the product.
- Unplug the product from the mains socket during a lightning storm.

Mains Adapter

- The mains adapter will continue to draw electricity from the mains supply when plugged in the mains socket. In the interests of safety and to avoid unnecessary energy consumption, never leave the adapter plugged in the mains socket for long periods of time. Disconnect the adapter from the power supply.

Mains Adapter Cable

- Make sure the product or product stand is not resting on top of the mains adapter cable, as the weight of the product may damage the cable and create a safety hazard.

Interference

- Do not place the product on or near appliances which may cause electromagnetic interference. If you do, it may adversely affect the operating performance of the product, and cause a distorted picture or sound.

Batteries

- Batteries used in the remote control for this product are easily swallowed by young children and this is dangerous.
- Please dispose of batteries correctly by following the guidance in this manual.

Supervision

- Children should be supervised to ensure that they do not play with the product and the remote control.
- Never let anyone especially children push anything into the holes, slots or any other openings in the case -this could result in a fatal electric shock.



The lightning flash with arrowhead symbol, within an equilateral triangle, is intended to alert the user to the presence of uninsulated "dangerous voltage" within the unit's enclosure that may be of sufficient magnitude to constitute a risk of electric shock.



The exclamation point within an equilateral triangle is intended to alert the user to the presence of important operating and maintenance (servicing) instructions in the manual accompanying the unit.

Safety

Important Safety Instructions

- Read these instructions.
- Keep these instructions.
- Heed all warnings.
- Follow all instructions.
- Do not use this product near water.
- Clean only with dry cloth.
- Do not block any ventilation openings. Install in accordance with the manufacturer's instructions.
- Do not install near any heat sources such as radiators, heat registers, stoves, or other product (including amplifiers) that produce heat.
- Do not defeat the safety purpose of the polarized or grounding-type plug. A polarized plug has two blades with one wider than the other. A grounding type plug has two blades and a third grounding prong. The wide blade or the third prong are provided for your safety. If the provided plug does not fit into your outlet, consult an electrician for replacement of the obsolete outlet.
- Protect the power cord from being walked on or pinched particularly at plugs, convenience receptacles, and the point where they exit from the product.
- Only use attachments/accessories specified by the manufacturer.
- Use only with the cart, stand, tripod, bracket, or table specified by the manufacturer, or sold with the apparatus. When a cart is used, use caution when moving the cart/product combination to avoid injury from tip-over.



- Unplug this product during lightning storms or when unused for long periods of time.
- Refer all servicing to qualified service personnel. Servicing is required when the product has been damaged in any way, such as power-supply cord or plug is damaged, liquid has been spilled or objects have fallen into the product, the product has been exposed to rain or moisture, does not operate normally, or has been dropped.

CAUTION

- Danger of explosion if battery is incorrectly replaced.
- Replace only with the same or equivalent type.
- Batteries (battery pack or batteries installed) shall not be exposed to excessive heat such as sunshine, fire or the like.
- The plug of Mains adapter is used as the disconnect device, the disconnect device shall remain readily operable.
- The product is designed to use in moderate climates.

Warning

- Changes or modifications not expressly approved by the party responsible for compliance could void the user's authority to operate the product.
- This device complies with FCC radiation exposure limits set forth for an uncontrolled environment.

Customer Service

How to get customer service

- Visit <https://www.mecool.com>
- Please have your original purchase receipt or proof of purchase (bill of sale or receipted invoice), the unit's date of purchase, place of purchase and model/serial number ready. The model/serial number information can be found on the back of your unit.
- A representative will troubleshoot your problem over the telephone. If it is determined that your unit requires service, the service location will be based upon the MECOOL Company Limited Warranty Statement.
- At the sole discretion of MECOOL Company will either be repaired at an Authorized Service Centre or directly exchanged for a new or refurbished/remanufactured unit. If repaired at an Authorized Service Centre, a pre-paid shipping label will be provided and MECOOL Company will pay for return shipping.
- Proof of purchase in the form of a bill of sale or receipted invoice from an Authorized Dealer which is evidence that the product is within the warranty period must be presented to obtain warranty service.
- Pre-authorization must be obtained before returning the product.
- A Soundbar that has been modified or incorporated into other products.
- A unit purchased or serviced outside Europe.
- A unit sold in "As-Is", "Factory Reconditioned", "Factory Re-Certified", or "Refurbished" condition or with faults.
- Acts of nature or God, such as but not limited to earthquake or lightning damage.
- Special, incidental or consequential damages.

Certifications



Dolby, Dolby Vision, Dolby Atmos, Dolby Audio, and the double-D symbol are registered trademarks of Dolby Laboratories Licensing Corporation. Manufactured under license from Dolby Laboratories. Confidential / unpublished works. Copyright 1992-2022 Dolby Laboratories. All rights reserved.



The Adopted Trademarks HDMI, HDMI High-Definition Multimedia Interface, and the HDMI Logo are trademarks or registered trademarks of HDMI Licensing Administrator, Inc. in the United States and other countries.



FCC Statement:

This device complies with Part 15 of the FCC Rules. Operation is subject to the following two conditions: (1) this device may not cause harmful interference. (2) this device must accept any interference received, including interference that may cause undesired operation.

This equipment has been tested and found to comply with the limits for a Class B digital device, pursuant to Part 15 of the FCC Rules. These limits are designed to provide reasonable protection against harmful interference in a residential installation. This equipment generates, uses and can radiate radio frequency energy and, if not installed and used in accordance with the instructions, may cause harmful interference to radio communications. However, there is no guarantee that interference will not occur in a particular installation. If this equipment does cause harmful interference to radio or television reception, which can be determined by turning the equipment off and on, the user is encouraged to try to correct the interference by one or more of the following measure.

- Reorient or relocate the receiving antenna.
- Increase the separation between the equipment and receiver.
- Connect the equipment into an outlet on a circuit different from that to which the receiver is connected.
- Consult the dealer or an experienced radio/TV technician for help.

FCC Radiation Exposure statement

This equipment complies with FCC radiation exposure limits set forth for an uncontrolled environment. This equipment should be installed and operated with minimum distance 20cm between the radiator and your body. This transmitter must not be co-located or operating in conjunction with any other antenna or transmitter.

DOC Declaration:

SIMPLIFIED EU DECLARATION OF CONFORMITY

MECOOL declares that this item complies with the basic requirements and other relevant regulations of Directive 2014/53/EU.

WARNING

Do not ingest the battery, Chemical Burn Hazard.

(The remote control supplied with) This product contains a button cell battery. If the button cell battery is swallowed, it can cause severe internal burns in just 2 hours and can lead to death. Keep new and used batteries away from children.

If the battery compartment does not close securely, stop using the product and keep it away from children.

If you think batteries might have been swallowed or placed inside any part of the body, seek immediate medical attention.



The symbol on the product or its packaging indicates that this product must not be disposed of with your other household waste. Instead, it is your responsibility to dispose of your waste equipment by handing it over to a designated collection point for the recycling of waste electrical and electronic equipment. The separate collection and recycling of your waste equipment at the time of disposal will help conserve natural resources and ensure that it is recycled in a manner that protects human health and the environment.

For more information about where you can drop off your waste for recycling, please contact your local authority, or where you purchased your product.



Notes for battery disposal

The batteries used with this product contain chemicals that are harmful to the environment. To preserve our environment, dispose of used batteries according to your local laws or regulations. Do not dispose of batteries with normal household waste.

For more information, please contact the local authority or your retailer where you purchased the product.

Maintenance

Cleaning the unit



Ensure the unit is fully unplugged from the mains socket before cleaning.

- To clean the unit, wipe the case with a slightly moist, lint-free cloth.
- Do not use any cleaning fluids containing alcohol, ammonia or abrasives.
- Do not spray aerosol at or near the unit.