

WELCOME

Thank you for choosing our products. The Bravo 1 Pro wireless earphone has a fashionable design, powerful functions, and high compatibility, providing you with hands-free convenience in making calls and listening to music.

PACKAGE CONTENT

1 × Bravo 1 Pro Wireless Earphone

1 × USB Charging Cable

1 × User Manual

4 × Eartips

4 × Ear Hooks

1 × Quick Start Guide

WIRELESS TECHNOLOGY

With the wireless technology, you can connect earphone to its compatible communication devices without using cables. The wireless connection allows you to use a cell phone without holding it against the earphone, but the maximum distance between them cannot exceed 10 meters (Distance between open areas can be increased). The wireless connection may be interfered by obstacles (such as walls) or other electronic devices.

In some areas, use of the wireless technology may be subject to some constraints. Please consult your local authority or service provider for details.

01

HOW TO USE

1. Charging

1) Connect the charging port with any USB charging adapter or active computer USB port.

2) Charging will start automatically with LED indicate red.

3) The earphones are fully charged when LED indicate blue.

Note: Make sure the battery is fully charged before putting the earphones away for storage. Charge the earphones at least once every 3 months when not using for a long time.

2. Pairing

1) Make sure the earphones and your BT device are next to each other (within 10 meters).

2) The first time you use the earphone, press the multifunction button until the LED indicator flashes red and blue alternately.

Now the earphones are in pairing mode.

3) Activate BT function on your phone and search for the nearbywireless connection: Find "TECNO Bravo 1 Pro" in the search results.

Tap on the name to connect. Once connected, blue LED will flash.

4) If you have paired your device with the earphones before, remove "TECNO Bravo 1 Pro" from the BT device list and pair again.

**Note:**

02

1. The wireless earphones can remember previous paired devices.

2. If the headset cannot be paired with your BT device. Long press the multifunction key (when the headset is off) for 10 seconds, and the LED indicator flashes red and blue alternately twice to clear the pairing record. Then restart the earphone to pair again.

OPERATION AND FUNCTIONS

Power On	Long press the multifunction button for 1-2 seconds
Power Off	Long press the multifunction button for 3 seconds
Pairing	Long press the multifunction button for 4-5 seconds to enter pairing mode
Volume + / -	Short press the volume + / - button
Next Track / Previous Track	Long press the volume + / - button
Play / Pause	Press the multifunction button once
Answer / Hang up a Call	Press the multifunction button once
Reject the Incoming Call	Long press the multifunction button for 1-2 seconds and then release

03

Voice Dialing

Long press the multifunction button for 1 seconds in the connected state (BT device support is required)

Re-dial Last Call

Press the multifunction button Three strikes

Restore to Factory Settings

If the headset cannot be paired with your BT device. Long press the multifunction key (when the headset is off) for 10 seconds, and the LED indicator flashes red and blue alternately twice to clear the pairing record.

Back to Connection

1. Automatically connect with the last connected device after starting up

2. The device that has been paired with the earphone and is not connected for the last time enters the BT setting of the device and connects to the earphone again

ANC On / Off

ANC is off by default; double click MFB to turn on ANC mode.

04

PRODUCT OVERVIEW

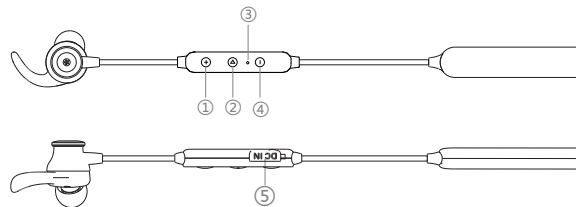
① Volume + / Next Track

③ LED Indicator / Microphone

⑤ Micro USB Charging Port

② Multifunction

④ Volume - / Previous Track




HOW TO WEAR

Please wear the earphones as shown in the diagram:

1. Attach the ear hooks onto the earphones.

2. Wear the earphones and the hooks on your ears and adjust for the best fit.




05

Basic parameters

Bluetooth Profile	A2DP AVRCP HFP
Bluetooth frequency	2402MHz-2480MHz
Bluetooth distance	360° 10M
Charging voltage	5V
Low power off voltage	≤3.0V
Battery specification	3.7V/170mAh*2 polymer lithium battery
Play time in normal mode	About 38H
Noise reduction mode playback time	About 24H
Stand-by time	More than 500H
Charging time	About 2H
Product size	960*25.5*22.5mm
Product weight	33.7g earphone
Operating temperature	-5~45 C
Storage temperature	-20~70 C

06

CUSTOMER SERVICE






Carlcare provides service

WARRANTY CERTIFICATE

Name:	
Address:	
Tel. No:	
Date of purchase: (dd/mm/yy)	
Store name:	
S/N:	

07

<div>TECNO MOBILE LIMITED</div> <div>TM and ©2019 TECNO Corporation. All rights reserved. Other product and company names mentioned herein may be trademarks or trade names of their respective owners. Specifications are subject to change without notice. Model names and the availability of particular products may vary by region.</div> <div>FCC Warning:</div> <div>changes or modifications not expressly approved by the party responsible for compliance could void the user's authority to operate the equipment. This device complies with Part 15 of the FCC Rules. Operation is subject to the following two conditions: (1) this device may not cause harmful interference, and (2) this device must accept any interference received, including interference that may cause undesired operation.</div> <div>NOTE: This equipment has been tested and found to comply with the limits for a Class B digital device, pursuant to Part 15 of the FCC Rules. These limits are designed to provide reasonable protection against harmful interference in a residential installation.</div> <div>This equipment generates, uses and can radiate radio frequency energy and, if not installed and used in accordance with the instructions, may cause harmful interference to radio communications. However, there is no guarantee that interference will not occur in a particular installation.</div> <div>If this equipment does cause harmful interference to radio or television reception, which can be determined by turning the equipment off and on, the user is encouraged to try to correct the interference by one or more of the following measures: → Reorient or relocate the receiving antenna. → Increase the separation between the equipment and receiver. → Connect the equipment into an outlet on a circuit different from that to which the receiver is connected.</div> <div>08</div>	<div>→ Consult the dealer or an experienced radio/TV technician for help. RF Exposure Statement The device has been evaluated to meet general RF exposure requirement. The device can be used in portable exposure condition without restriction. FCC ID:2ADYY-BIPRO</div> <div>CAUTION:</div> <div>1. Use careful with the earphone maybe excessive sound pressure from earphones and headphones can cause hearing loss. 2. Risk of explosion if battery is replaced by an incorrect type, dispose of used batteries according to the instructions. → disposal of a battery into fire or a hot oven, or mechanically crushing or cutting of a battery, that can result in an explosion; → leaving a battery in an extremely high temperature surrounding environment that can result in an explosion or the leakage of flammable liquid or gas; → a battery subjected to extremely low air pressure that may result in an explosion or the leakage of flammable liquid or gas. 3. The product shall only be connected to a USB interface of version USB 2.0. 4. EUT Temperature: 0 C ~ +45 C (Standalone) 0 ~ +40 C (with adapter). 5. To prevent possible hearing damage, do not listen at high volume levels for long periods. 6. USB cable is shielded.</div> <div></div> <div>Figure 1: Warning label (IEC 60417-4044)</div> <div>09</div>	<div>Operating Frequency: BT: 2402-2480MHz (TX/RX); Modulation mode: GFSK, π/4-QPSK, 8DPSK</div> <div>EU DECLARATION OF CONFORMITY</div> <div>in accordance with Annex VI of Directive 2014/53/EU of the European Parliament and of the Council For the following Radio equipment: Model: B1 Pro Product: Wireless Earphone Trade name or Brand: TECNO Software / Hardware number: V191/ V11 2. Name and address of the manufacturer or his authorized representative: Manufacturer: TECNO MOBILE LIMITED Address: FLAT 39 8/F BLOCK D WAH LOK INDUSTRIAL CENTRE 31-35 SHAN MEI STREET FOTAN NT 3. This declaration of conformity is issued under the sole responsibility of the Manufacturer. 4. Object of the declaration (identification of the radio equipment allowing traceability; it may include a colour image of sufficient clarity where necessary for the identification of the radio equipment): 5. The object of the declaration described above is in conformity with the relevant Union harmonization legislation: Directive 2014/53/EU (RED) 6. References to the relevant harmonised standards used or references to the other technical specifications in relation to which conformity is declared: Article 3.1a Health: EN 62479:2010 Article 3.1a Electrical Safety: EN62368-1:2014+A11:2017 Article 3.1b: ETSI EN 301 489-1 V22.3 (2019-11) ETSI EN 301 489-17 V32.4(2020-09) Article 3.2: ETSI EN 300 328 V22.2 (2019-07)</div> <div>10</div>	<div>7. Notified Body Name: Eurofins Electrical and Electronic Testing NA, Inc. Notified Body Number: 0980 Notified Body Assessment Performed: Module B/C on Article 3.1a, 3.1b, 3.2 and 3.3 Technical File Identification Number: N/A 8. Where applicable, description of accessories and components, including software, which allow the radio equipment to operate as intended and covered by the EU declaration of conformity: User instructions are provided in the User Manual. The Software and Hardware versions are specified above. 9. Additional information: Referring to Article 10.2 of the Directive, this equipment is so constructed that it can be operated in all Member States, without infringing applicable requirements on the use of radio spectrum. Referring to Article 10.10 of the Directive, there are no restrictions on putting this equipment into service or of requirements for authorization of use. Please refer to the User Manual for details. On behalf of: Manufacturer: TECNO MOBILE LIMITED Address: FLAT 39 8/F BLOCK D WAH LOK INDUSTRIAL CENTRE 31-35 SHAN MEI STREET FOTAN NT (place and date of issue):Shenzhen, 2021-11-03 (name, function): Yiting,Luo/ Manager (signature): </div> <div>11</div>	<div></div> <div>www.tecno-mobile.com</div> <div>Bravo 1 Pro</div>	<div>TECNO</div> <div>BATTERY MONSTER BLUETOOTH WIRELESS EARPHONES</div> <div>Hereby, TECNO MOBILE LIMITED Declares that this Wireless Earphone is in compliance with the essential requirements and other relevant provisions of directive 2014/53/EU.</div> <div>USER MANUAL</div> <div>Bravo 1 Pro</div>
---	--	--	---	--	---