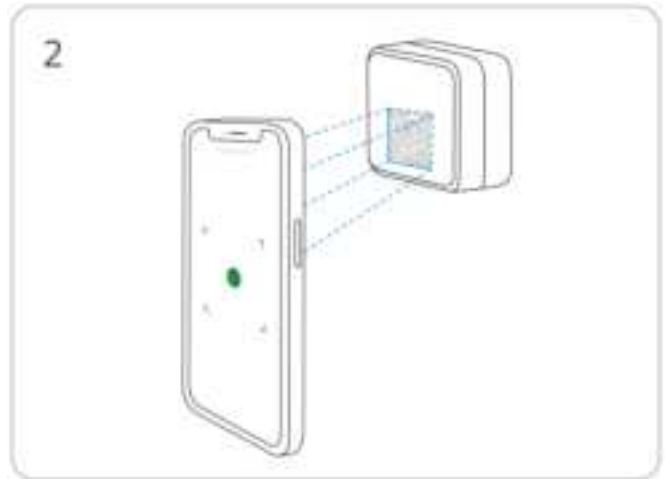


② Scan QR code to add the device



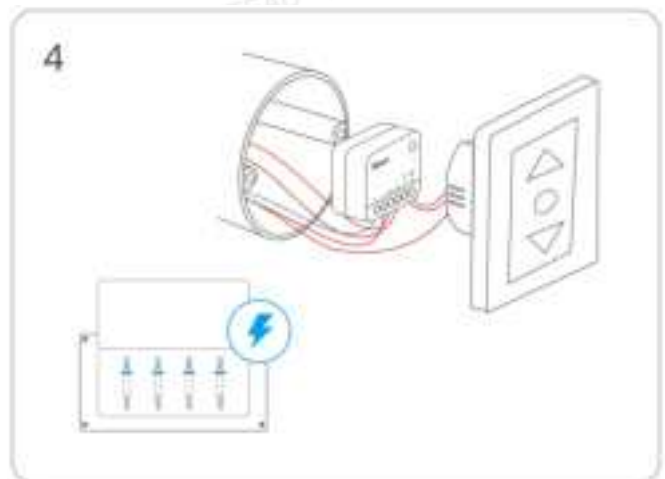
Enter "Scan"



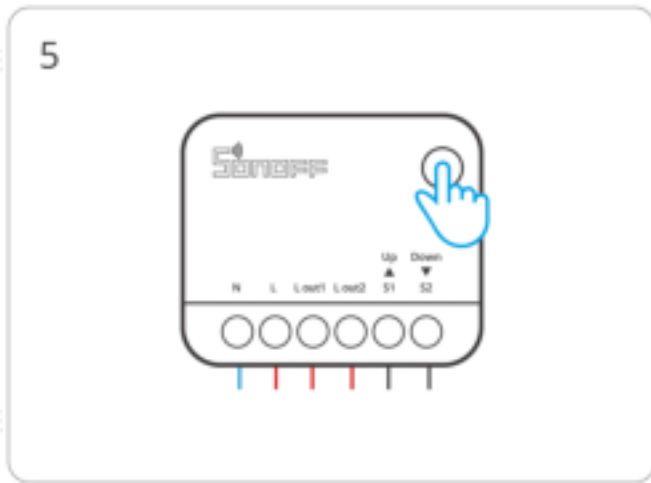
Scan the QR code on the device



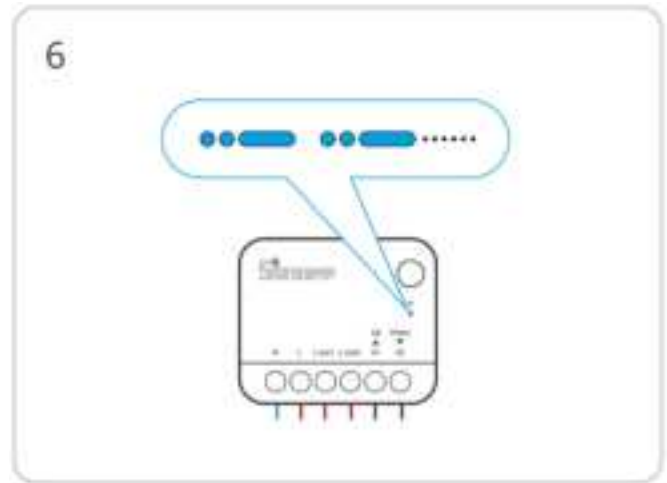
Select "Add Device"



Power on the device



Long press the button for 5 seconds



Check Wi-Fi LED indicator flashing status
(Two short and one long)



Search for the device and start connecting



Select the "Wi-Fi" network and
enter the password



Device "Added completely"

2. Travel Calibration

⚠ Using percentage control requires travel calibration. Please select one of the following two calibration options based on your needs.

Users can use the "Travel Calibration" pop-up window in the eWeLink App, or open the "Initial Settings" on the device settings page and then perform "Automatic Calibration" or "Manual Calibration" according to the text instructions in the App.

Method 1: Automatic calibration



Click "Start Now"



Wait for the automatic calibration to complete

Method 2: Manual calibration



Click "Start Now"



Click "Manual"

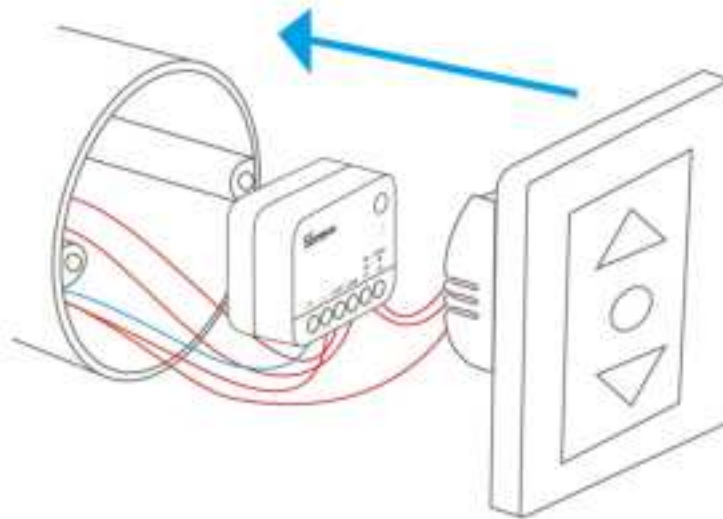


Select "Next" to mark the "fully open" position



Select "Done" to mark the "fully close" position

Install the Device in the Mounting Box



Factory Reset

Reset the device to factory settings by "Delete device" in the eWeLink App.

FCC compliance statement

1. This device complies with part 15 of the FCC Rules. Operation is subject to the following two conditions:

(1) This device may not cause harmful interference, and

(2) This device must accept any interference received, including interference that may cause undesired operation.

2. Changes or modifications not expressly approved by the party responsible for compliance could void the user's authority to operate the equipment.

Note: This equipment has been tested and found to comply with the limits for a Class B digital device, pursuant to part 15 of the FCC Rules. These limits are designed to provide reasonable protection against harmful interference in a residential installation. This equipment generates, uses and can radiate radio frequency energy and, if not installed and used in accordance with the instructions, may cause harmful interference to radio communications. However, there is no guarantee that interference will not occur in a particular installation. If this equipment does cause harmful interference to radio or television reception, which can be determined by turning the equipment off and on, the user is encouraged to try to correct the interference by one or more of the following measures:

—Reorient or relocate the receiving antenna.

—Increase the separation between the equipment and receiver.

—Connect the equipment into an outlet on a circuit different from that to which the receiver is connected.

—Consult the dealer or an experienced radio/TV technician for help.

FCC Radiation Exposure statement:

This equipment complies with FCC radiation exposure limits set forth for an uncontrolled environment.

This equipment should be installed and operated with minimum distance of 20 cm between the radiator and your body.

This transmitter must not be co-located or operating in conjunction with any other antenna or transmitter.

EU Declaration of Conformity

Hereby, Shenzhen Sonoff Technologies Co., Ltd. declares that the radio equipment type MINI-RBS, MINI-RBS-MS is in compliance with Directive 2014/53/EU. The full text of the EU declaration of conformity is available at the following internet address:

<https://sonoff.tech/compliance/>

For CE frequency

EU Operating Frequency Range

Wi-Fi: 802.11 b/g/n20 2412–2472 MHz, 802.11 n40: 2422–2462 MHz

BLE: 2402–2480 MHz

EU Output Power

Wi-Fi $2.4G \leq 20\text{dBm}$

BLE $\leq 10\text{dBm}$

WEEE Disposal and Recycling Information



WEEE Disposal and Recycling Information All products bearing this symbol are waste electrical and electronic equipment (WEEE as in directive 2012/19/EU) which should not be mixed with unsorted household waste. Instead, you should protect human health and the environment by handing over your waste equipment to a designated collection point for the recycling of waste electrical and electronic equipment, appointed by the government or local authorities. Correct disposal and recycling will help prevent potential negative consequences to the environment and human health. Please contact the installer or local authorities for more information about the location as well as terms and conditions of such collection points.

Warning

Under normal use of condition, this equipment should be kept a separation distance of at least 20 cm between the antenna and the body of the user.

Dans des conditions normales d' utilisation, cet équipement doit être maintenu à une distance d' au moins 20 cm entre l' antenne et le corps de l' utilisateur.

Scatola	Manuale
PAP 21	PAP 22
Carta	Carta
RACCOLTA DIFFERENZIATA	
Verifica le disposizioni del tuo Comune.	
Separa le componenti e conferiscile in modo corretto.	



Manufacturer: Shenzhen Sonoff Technologies Co., Ltd.

Address: 3F & 6F, Bldg A, No. 663, Bulong Rd, Shenzhen, Guangdong, China

ZIP code: 518000

Service email: support@itead.cc

Website: sonoff.tech

Made in China



FR

Cet appareil
se recycle

À DÉPOSER
EN MAGASIN



OU

À DÉPOSER
EN DÉCHÈTERIE



Points de collecte sur www.quefairedemesdechets.fr
Privilégiez la réparation ou le don de votre appareil !

