

08.2020 - 1.633.M1

USER INSTRUCTIONS

LITUM[®] TAG BELT

TURN ON & TURN OFF

Please press the blue button for 2 seconds to turn on the device. The LED will turn on and the device will vibrate.

Please press the blue button for 2 seconds to turn on the device. The LED will turn off and the device will vibrate.

**This will work only for standard configuration.
Consult your administrator if it does not work.**

TAG CHARGE

Use a standard qi 10 W wireless charger. Put the device on the charger with Litum logo facing up towards you.

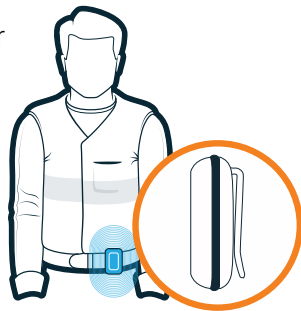
Red LED will remain on until charge is complete and it will turn off when the charge is complete or the device is off the charger.

Prefer wall outlet versus USB plug for rapid charging.

WHERE TO KEEP THE TAG

The tag can be carried on your belt for best performance.

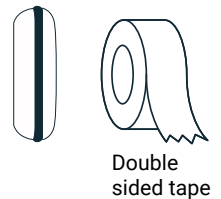
You may use the enclosed clip to attach the device to a lanyard.



TAG VIBRATION: ASSET TRACKING SYSTEM (RTLS OPTIONAL)

If the asset tracking system is installed, the tag will come without the clip at the back.

Use double sided tape to secure the device on assets.



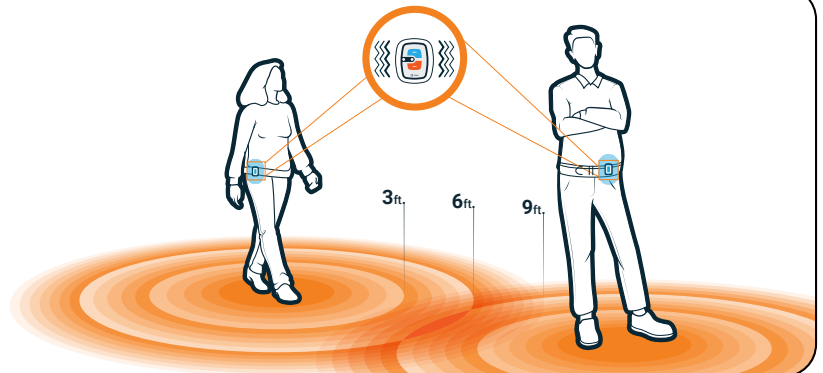
If/when the battery is low, the system will be notified so the device can be recharged.

TAG VIBRATION: SOCIAL DISTANCING TAG-TO-TAG INTERACTION (OPTIONAL)

If tag-to-tag firmware is installed on the device the following functionality will be available:

When two tags come to a pre-defined (recommended 6ft (2m)) proximity, they alert through vibration.

Once one of the tags are out of range the alarm will stop.



TAG VIBRATION: COLLISION WARNING SYSTEM (RTLS OPTIONAL)

If the collision warning system is installed, the tag will be part of this system. The device will vibrate when a forklift is in proximity for safety.

TAG VIBRATION: EMPLOYEE TRACKING SYSTEM (RTLS OPTIONAL)

If the employee tracking system is installed, the tag will be part of this system. Contact your administrator to learn the details of how the system works.

TAG CARE

When the device is on, the LED will blink every 5 seconds displaying also the battery level.

Battery level indicators:

Red: Critical

Orange: Low

Green: Good

Your tag comes with IP 65 which is dust and water splash protected from any direction.

Please **do not submerge the tag in water.**

Please **refrain from leaving or charging your tag in direct sunlight or drop it on hard surfaces.**

Make sure to check your tag LEDs occasionally to ensure it functions properly.

FCC Warning

This device complies with part 15 of the FCC Rules. Operation is subject to the following two conditions: (1) This device may not cause harmful interference, and (2) this device must accept any interference received, including interference that may cause undesired operation.

Any Changes or modifications not expressly approved by the party responsible for compliance could void the user's authority to operate the equipment.

Note: This equipment has been tested and found to comply with the limits for a Class B digital device, pursuant to part 15 of the FCC Rules. These limits are designed to provide reasonable protection against harmful interference in a residential installation. This equipment generates uses and can radiate radio frequency energy and, if not installed and used in accordance with the instructions, may cause harmful interference to radio communications. However, there is no guarantee that interference will not occur in a particular installation. If this equipment does cause harmful interference to radio or television reception, which can be determined by turning the equipment off and on, the user is encouraged to try to correct the interference by one or more of the following measures:

- Reorient or relocate the receiving antenna.
- Increase the separation between the equipment and receiver.
- Connect the equipment into an outlet on a circuit different from that to which the receiver is connected.
- Consult the dealer or an experienced radio/TV technician for help.

The device has been evaluated to meet general RF exposure requirement. The device can be used in portable exposure condition without restriction.