





## PHOTOGRAPHS OF THE TEST CONFIGURATION

### CONDUCTED EMISSION TEST





## RADIATED EMISSION TEST (Chip antenna, Below 1GHz)








## RADIATED EMISSION TEST (Chip antenna, Above 1GHz)










## RADIATED EMISSION TEST (PIFA antenna, Below 1GHz)








## RADIATED EMISSION TEST (PIFA antenna, Above 1GHz)










## RADIATED EMISSION TEST (PCB antenna, Below 1GHz)







## RADIATED EMISSION TEST (PCB antenna, Above 1GHz)





## RADIATED EMISSION TEST (Dipole antenna, Below 1GHz)





## RADIATED EMISSION TEST (Dipole antenna, Above 1GHz)

