

SETUP PHOTOS EXHIBIT

Report Number. : R14558600-EP1

Applicant : Lutron Electronics CO INC
7200 Suter Rd
Coopersburg, PA, 18036-1249, US

Model : A-WN-D01-OCC/A-WN-D01-RF

Brand : Lutron

FCC ID : JPZ0146

IC : 2851A-JPZ0146

EUT Description : Low voltage lighting control interface

Test Standard(s) : FCC 47 CFR PART 15 SUBPART C: 2022
ISED RSS-247 ISSUE 2: 2017
ISED RSS-GEN ISSUE 5 + A2: 2021

Date Of Issue:
2022-12-15

Prepared by:
UL LLC
12 Laboratory Dr.
Research Triangle Park, NC 27709 U.S.A.
TEL: (919) 549-1400



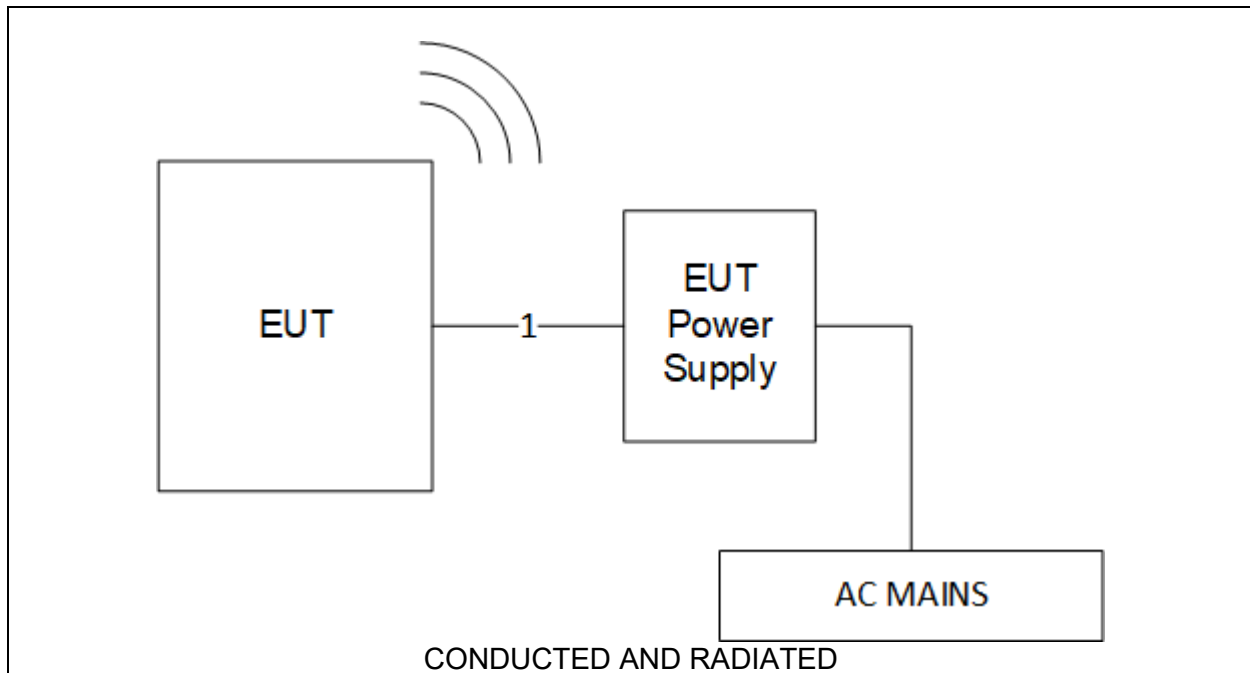
REPORT REVISION HISTORY

Rev.	Issue Date	Revisions	Revised By
v1	2022-11-17	Initial Issue	Noah Bennett
V2	2022-12-15	Added additional model number to cover page	Brian Kiewra

TABLE OF CONTENTS

REPORT REVISION HISTORY	2
TABLE OF CONTENTS	3
1. SETUP DIAGRAMS	4
2. SETUP PHOTOS.....	5
END OF TEST REPORT	12

1. SETUP DIAGRAMS




2. SETUP PHOTOS


CONDUCTED MEASUREMENT SETUP




RADIATED MEASUREMENT SETUP – BLE & ZIGBEE




RADIATED BELOW 30MHz 0 DEG




RADIATED BELOW 30MHz 90 DEG




RADIATED BELOW 30MHz FLAT




RADIATED BELOW 30MHZ FRONT



RADIATED BELOW 1GHz BACK



RADIATED BELOW 1GHz FRONT




RADIATED ABOVE 1GHz BACK




RADIATED ABOVE 1GHz FRONT


XYZ SETUP PHOTOS



X ORIENTATION




Y ORIENTATION



Z ORIENTATION

AC MAINS LINE CONDUCTED MEASUREMENT SETUP



AC LINES FRONT VIEW



AC LINES SIDE VIEW

END OF TEST REPORT