

MPE CALCULATION

FCC ID: WBV-AP1130/ IC ID: 774A-AP1130

Test Standard:

FCC 15.407 (a) (2)

Test Method:

789033 D02 General UNII Test Procedures New Rules v01

EUT Frequency Band:

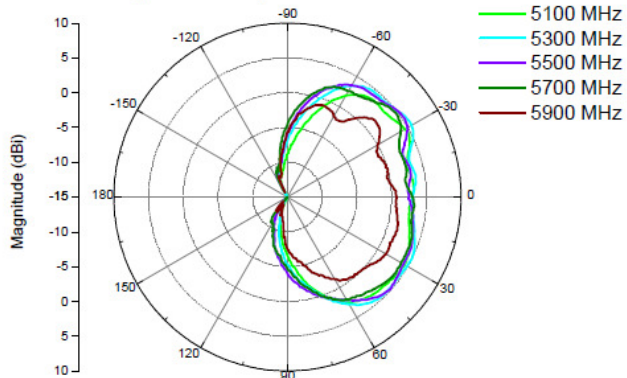
2402-2480MHz, 2412-2462 MHz, 5180-5825MHz

Directional Antenna

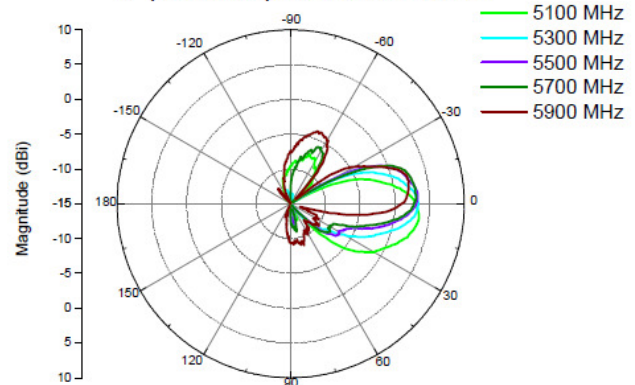
Radiation Pattern

5G Port 1

H-plane Co-polarization Pattern

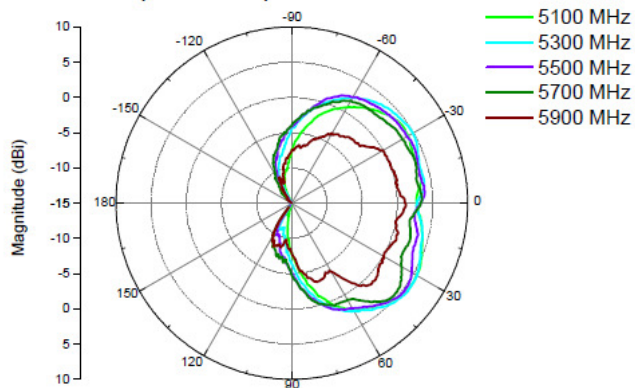


V-plane Co-polarization Pattern

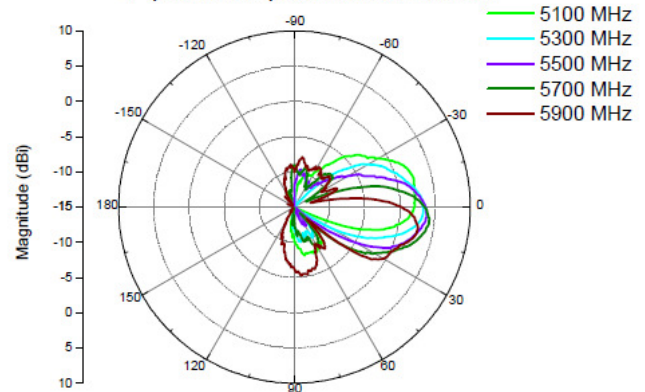


5G Port 2

H-plane Co-polarization Pattern



V-plane Co-polarization Pattern



Peak Output Power

Requirement:

For an outdoor access point operating in the band 5.15-5.25 GHz, the maximum conducted output power over the frequency band of operation shall not exceed 1 W provided the maximum antenna gain does not exceed 6 dBi.

The maximum e.i.r.p. at any elevation angle above 30 degrees as measured from the horizon must not exceed 125 mW (21 dBm).

Output Power measurement result :

For 5150 to 5250MHz Band

Highest conducted output power = 25.19 dBm

Channel	Frequency (MHz)	Conducted Power (dBm)	Max. Limit (dBm)	Result
48	5240	25.19	25.27	Pass

Note: Maximum EIRP at any elevation angle above 30 degree EIRP Power Limit = 21 dBm; CH48 Max EIRP Antenna Gain = -4.27dBi , So Conducted Power Limit = 25.27dBm

Based on the antenna pattern, if the EUT is vertical mounted, the peak antenna gain is lower than -5dBi for all angels greater than 30 degree, so the EIRP will be at least $25.19 - 5 = 20 \text{ dBm} < 21 \text{ dBm}$.



Completed By: Rachana Khanduri

SIEMIC, Inc

775 Montague Expressway, Milpitas, CA 95035

Phone: (408) 526-1188

Date: October 21, 2015