iBT371 QSG (cost down version)
Size: 180 x 100 (mm)
Folded: 60 x 100 (mm)
Date: June 28, 2023 v14
Material: 120gsm art paper

FRONT

iHome

Waterproof Floatable Wireless Speaker
Model: iBT371

QUICK START GUIDE

BC

In the Box • iBT371 speaker • charging cable • carry strap

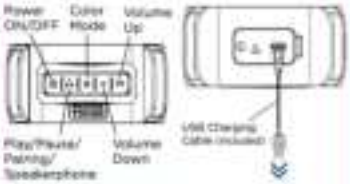

CHARGE UNIT BEFORE USE ABOUT 3 HOURS

Charge via USB AC adapter (not included) or other powered USB port

LED Status Indicator
Quick Flashing red = low battery
Flashing red = charging
Solid red LED = fully charged
Flashing blue = pairing
Solid blue= BT connected

BLUETOOTH: PAIRING & PLAYING

Pairing the First Time

Manual Pairing

- Make your Bluetooth device "discoverable"
- Press and hold **Power Button** for 2 seconds to turn speaker ON.
- The first time the unit is powered on it will enter auto-pairing mode.
- Select "iHome iBT371" on your device's Bluetooth menu to complete pairing.
- To manually pair, power ON then press and hold **Pairing Button** for 2 second
- Press the **Play/Pause Button** to play/pause music use the control on your device to navigate tracks.

COLOR CHANGING MODES

SLOW » FAST » FREEZE COLOR
PULSE TO MUSIC » PRESET PULSE » OFF

- Press the **Color Mode Button** to cycle through modes

SPEAKERPHONE

Answer Call — **End Call**

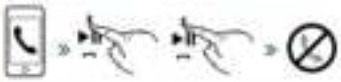

- The speaker must be on and connected with a paired Bluetooth device to receive calls.
- When a call is received, playing music is muted to hear the ring tone. Press the **Pairing/Speakerphone Button** to answer call. For call waiting function, use phone controls on your device.
- Press the **Pairing/Speakerphone Button** again to end call and resume previous function.
- Press and hold the **Pairing/Speakerphone Button** to reject call.

WATERPROOF OPERATION

- For waterproof operation, ensure the waterproof cover on side of unit is pressed completely flush with the unit.

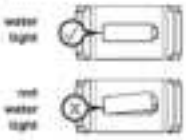

June 28, 2023

June 28, 2023

June 28, 2023

June 28, 2023

INSIDE

FCC Information

FCC Radiation Exposure Statement

[illegible]

ISED Information

[illegible]

Internal Rechargeable Lithium-ion Battery

This device uses an internal non-replaceable rechargeable lithium-ion battery that should last the lifetime of the device. If you suspect your battery may be dead, try charging it for an extended period of time and try resetting the unit.

WARNING/DISPOSAL OF UNIT

Do NOT attempt to change the battery. Doing so will void the warranty and could cause injury and damage to your device. To dispose of the unit, follow the instructions below:

- Never dispose of used batteries/electronics with ordinary solid waste, since they contain toxic substances.
- Always dispose of used batteries/electronics in accordance with the prevailing community regulations.
- Many electronics retailers now recycle batteries and other electronic components at no charge.

GENERAL BATTERY PRECAUTIONS

- Never use or charge a battery if it appears to be leaking, discolored, deformed, or in any way abnormal.
- Never disassemble the unit or attempt to remove battery as this could cause leakage of alkaline solution or other electrolytic substances.
- Avoid charging a rechargeable battery when the temperature is not within 5°C - 35° C (41° - 95° Fahrenheit).
- Never expose a battery to any liquid.
- Never expose a battery to excessive heat such as direct sunlight or fire.
- Never use a battery pack in an unventilated vehicle where excessive internal temperatures may be encountered.
- Always keep batteries out of the reach of infants and small children.
- If the unit is to be unused for an extended period of time, such as a month or longer, charge the unit fully before storage.
- Always use a UL/ETL certified charging adapter (not included) and the supplied USB charging cable.

Bluetooth is a registered trademark of Bluetooth SIG Inc. Bluetooth technology is incorporated under license from Bluetooth SIG Inc.

IMPORTANT SAFETY INSTRUCTIONS

- The unit is IPX7 waterproof rated, meaning it is immersible for up to 30 minutes at a depth of 1 meter (3 feet). It will typically withstand rain, snow and being submerged in shallow water. Longer duration or deeper immersion that exceeds the tested limits may cause product failure and void the warranty.
- DO NOT immerse the unit in water for extended periods.
- DO NOT immerse the unit in water deeper than 1 meter (about 3 feet).
- Make sure cover and surrounding surfaces are completely dry before opening cover to prevent moisture from damaging the internal electronics.
- Keep rubber cover free of dirt, sand, or other objects that can interfere with proper sealing. If for any reason the waterproof cover is not making a tight waterproof seal water may enter the unit.
- Rinse with tap water after immersion in salt water or swimming pool.
- Unplug unit and clean only with damp cloth. Stronger cleaning agents, such as benzene, thinner or similar materials can damage the surface of the unit.

Please read all warning, read and follow all instructions and keep these instructions handy for future reference.

- Do not block any ventilation openings. Install in accordance with the manufacturer's instructions.
- Unplug this product during lightning storms or when unused for long periods of time.
- Heat - The product should be situated away from heat sources such as radiators, heat registers, stoves or other appliances (including amplifiers) that produce heat.
- Only use attachments/accessories specified by the manufacturer.
- Damage Requiring Service - The product should be serviced by qualified service personnel when:
  - Plug has been damaged.
  - Objects have fallen into or liquid has been spilled into the enclosure.
  - The unit has been dropped or the enclosure damaged.
  - The unit exhibits a marked change in performance or does not operate normally.
- No naked flame sources, such as lighted candles, should be placed on the product.
- Attention should be drawn to the environmental aspects of battery disposal.
- This product is suitable for use in tropical and/or moderate climates.
- CAUTION – Risk of explosion if battery is incorrectly replaced by an incorrect type. Replace only with the same or equivalent type.