



# **Z6530M**

## **User Guide**

## LEGAL INFORMATION

**Copyright © 2019 ZTE CORPORATION.**

**All rights reserved.**

No part of this publication may be quoted, reproduced, translated or used in any form or by any means, electronic or mechanical, including photocopying and microfilm, without the prior written permission of ZTE Corporation.

### **Notice**

ZTE Corporation reserves the right to make modifications on print errors or update specifications in this guide without prior notice.

We offer self-service for our smart terminal device users. Please visit the ZTE official website (at **[www.ztedevices.com](http://www.ztedevices.com)**) for more information on self-service and supported product models. Information on the website takes precedence.

### **Disclaimer**

ZTE Corporation expressly disclaims any liability for faults and damages caused by unauthorized modifications of the software.

Images and screenshots used in this guide may differ from the actual product. Content in this guide may differ from the actual product or software.

### **Trademarks**

ZTE and the ZTE logos are trademarks of ZTE Corporation.

Android™ is a trademark of Google LLC.

The *Bluetooth*® word mark and logos are registered trademarks owned by the Bluetooth SIG, Inc. and any use of such marks by ZTE Corporation is under license.



microSDXC Logo is a trademark of

SD-3C, LLC.



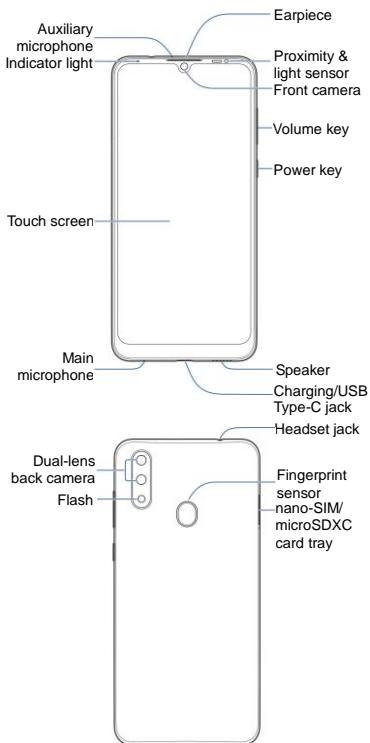
For DTS patents, see <http://patents.dts.com>.  
Manufactured under license from DTS Licensing Limited. DTS, the Symbol, & DTS and the Symbol together are registered trademarks or trademarks of DTS, Inc. in the United States and/or other countries. © DTS, Inc. All Rights Reserved.

Other trademarks and trade names are those of their respective owners.

**Version No.:** R1.0

**Edition Time :** June 5, 2019

# Getting to Know Your Phone



## Installing the nano-SIM Card and the microSDXC™ Card (Optional)

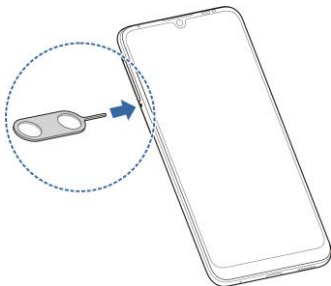
The nano-SIM card can be installed or removed while the phone is turned on.



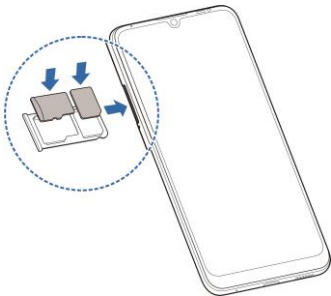
### **WARNING!**

To avoid damage to the phone, do not use any other kind of SIM cards, or any non-standard nano-SIM card cut from a SIM/micro-SIM card. You can get a standard nano-SIM card from your service provider.

1. Insert the tip of the tray eject tool into the hole next to the card tray.



2. Pull out the card tray and place the nano-SIM card(s) and the microSDXC card on the tray, as shown. Carefully slide the tray back into place.



## Charging the Phone

Your phone's battery should have enough power for the phone to turn on, find a signal, and make a few calls. You should fully charge the battery as soon as possible.



### **WARNING!**

Use only ZTE-approved chargers and USB Type-C cables. The use of unapproved accessories could damage your phone or cause the battery to explode.



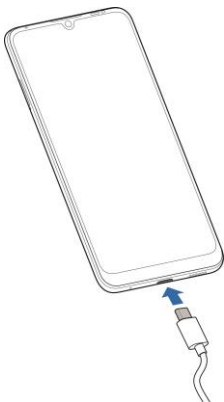
### **NOTE:**

Use the charger that comes in-box with your phone to charge the battery.



### **WARNING!**

**Do not remove the back cover. The battery is not removable. Removal may cause fire or explosion.**



**NOTE:**















If the battery is extremely low, you may be unable to power on the phone even when it is being charged. In this case, try again after charging the phone for at least 20 minutes. Contact the customer service if you still cannot power on the phone after prolonged charging.







**NOTE:**

If the screen freezes or takes too long to respond, try pressing and holding the **Power** key for about 10 seconds to restart the phone.

## Product Safety Information

	Don't make or receive phone calls while driving. Never text while driving.
	Keep your phone at least 10 mm away from your body while making calls.
	Small parts may cause choking.
	Your phone can produce a loud sound.
	To prevent possible hearing damage, do not listen at high volume levels for long periods. Exercise caution when holding your phone near your ear while the loudspeaker is in use.
	Avoid contact with anything magnetic.
	Keep away from pacemakers and other electronic medical devices.
	Turn off when asked to in hospitals and medical facilities.
	Turn off when told to on aircraft and at airports.
	Turn off when near explosive materials or liquids.
	Don't use at gas stations.
	Your phone may produce a bright or flashing light.
	Don't dispose of your phone in fire.
	Avoid extreme temperatures.



	Avoid contact with liquids. Keep your phone dry.
	Do not attempt to disassemble your phone.
	Only use approved accessories.
	Don't rely on your phone as a primary device for emergency communications.

## Radio Frequency (RF) Energy

This phone is designed and manufactured not to exceed the emission limits for exposure to radio frequency (RF) energy set by the Federal Communications Commission of the United States.

During SAR testing, this device was set to transmit at its highest certified power level in all tested frequency bands, and placed in positions that simulate RF exposure in usage against the head with no separation, and near the body with the separation of 0.4 inches (10 mm). Although the SAR is determined at the highest certified power level, the actual SAR level of the device while operating can be well below the maximum value. This is because the phone is designed to operate at multiple power levels so as to use only the power required to reach the network. In general, the closer you are to a wireless base station antenna, the lower the power output.

The exposure standard for wireless devices employing a unit of measurement is known as the

Specific Absorption Rate, or SAR. The SAR limit set by the FCC is 1.6 W/kg.

This device is complied with SAR for general population/uncontrolled exposure limits in ANSI/IEEE C95.1-1992 and had been tested in accordance with the measurement methods and procedures specified in IEEE1528.

The FCC has granted an Equipment Authorization for this model phone with all reported SAR levels evaluated as in compliance with the FCC RF exposure guidelines. SAR information on this model phone is on file with the FCC and can be found under the Display Grant section of **[www.fcc.gov/oet/ea/fccid](http://www.fcc.gov/oet/ea/fccid)** after searching on **FCC ID: SRQ-Z6530M**.

For this device, the highest reported SAR value for usage against the head is **0.72 W/kg**, and for usage near the body is **0.95 W/kg**.

While there may be differences between the SAR levels of various phones and at various positions, they all meet the government requirements.

SAR compliance for body-worn operation is based on a separation distance of 0.4 inches (10 mm) between the unit and the human body. Carry this device at least 0.4 inches (10 mm) away from your body to ensure RF exposure level compliant or lower to the reported level. To support body-worn operation, choose the belt clips or holsters, which do not contain metallic components, to maintain a separation of 0.4 inches (10 mm) between this

device and your body.

RF exposure compliance with any body-worn accessory that contains metal was not tested and certified, and use of such body-worn accessory should be avoided.

## **FCC Regulations**

This device complies with part 15 of the FCC Rules. Operation is subject to the following two conditions: (1) This device may not cause harmful interference, and (2) this device must accept any interference received, including interference that may cause undesired operation.

This equipment has been tested and found to comply with the limits for a Class B digital device, pursuant to part 15 of the FCC Rules. These limits are designed to provide reasonable protection against harmful interference in a residential installation. This equipment generates, uses and can radiate radio frequency energy and, if not installed and used in accordance with the instructions, may cause harmful interference to radio communications. However, there is no guarantee that interference will not occur in a particular installation. If this equipment does cause harmful interference to radio or television reception, which can be determined by turning the equipment off and on, the user is encouraged to try to correct the interference by one or more of the following measures:

- Reorient or relocate the receiving antenna.
- Increase the separation between the equipment and receiver.
- Connect the equipment into an outlet on a circuit different from that to which the receiver is connected.
- Consult the dealer or an experienced radio/TV technician for help.



### **CAUTION:**

Changes or modifications not expressly approved by the manufacturer could void the user's authority to operate the equipment.

The antenna(s) used for this transmitter must not be co-located or operating in conjunction with any other antenna or transmitter.

## **Hearing Aid Compatibility (HAC)**

### **Regulations for Mobile Phones**

In 2003, the FCC adopted rules to make digital wireless telephones compatible with hearing aids and cochlear implants. Although analog wireless phones do not usually cause interference with hearing aids or cochlear implants, digital wireless phones sometimes do because of electromagnetic energy emitted by the phone's antenna, backlight, or other components. Your phone is compliant with FCC HAC regulations (ANSI C63.19- 2011).

While some wireless phones are used near some

hearing devices (hearing aids and cochlear implants), users may detect a buzzing, humming, or whining noise. Some hearing devices are more immune than others to this interference noise and phones also vary in the amount of interference they generate. The wireless telephone industry has developed a rating system for wireless phones to assist hearing device users in finding phones that may be compatible with their hearing devices. Not all phones have been rated. Phones that are rated have the rating on their box or a label located on the box. These ratings are not guaranteed. Results will vary, depending on the level of immunity of your hearing device and the degree of your hearing loss. If your hearing device happens to be vulnerable to interference, you may not be able to use a rated phone successfully. Trying out the phone with your hearing device is the best way to evaluate it for your personal needs.

This phone has been tested and rated for use with hearing aids for some of the wireless technologies that it uses. However, there may be some newer wireless technologies used in this phone that have not been tested yet for use with hearing aids. It is important to try the different features of this phone thoroughly and in different locations, using your hearing aid or cochlear implant, to determine if you hear any interfering noise. Consult your service provider or the manufacturer of this phone for information on hearing aid compatibility. If you have questions about return or exchange policies,

consult your service provider or phone retailer.

**M-Ratings:** Phones rated M3 or M4 meet FCC requirements and are likely to generate less interference to hearing devices than phones that are not labeled. M4 is the better/higher of the two ratings.

**T-Ratings:** Phones rated T3 or T4 meet FCC requirements and are likely to be more usable with a hearing device's telecoil ("T Switch" or "Telephone Switch") than unrated phones. T4 is the better/ higher of the two ratings. (Note that not all hearing devices contain telecoils.)

Your **Z6530M** has been tested for hearing aid device compatibility and has an **M4/T3** rating.

Hearing devices may also be measured for immunity to this type of interference. Your hearing device manufacturer or hearing health professional may help you find results for your hearing device.

For additional information about the FCC's actions with regard to hearing aid compatible wireless devices and other steps the FCC has taken to ensure that individuals with disabilities have access to telecommunications services, please go to [www.fcc.gov/cgb/dro](http://www.fcc.gov/cgb/dro).

## **CTIA Requirements**

- Do not disassemble or open, crush, bend or deform, puncture or shred the battery.
- Do not modify or remanufacture, attempt to

insert foreign objects into the battery, immerse or expose to water or other liquids, expose to fire, explosion or other hazards.

- Only use the battery for the device for which it is specified.
- Only use the battery with a charging system that has been qualified with the system per CTIA Certification Requirements for Battery System Compliance to IEEE 1725. Use of an unqualified battery or charger may present a risk of fire, explosion, leakage, or other hazards.
- Do not short-circuit the phone or allow metallic conductive objects to contact the charging terminals.
- Replace the battery only with another battery that has been qualified with the system per this standard, IEEE-Std-1725. Use of an unqualified battery may present a risk of fire, explosion, leakage or other hazards. Only authorized service providers shall replace the battery. (If the battery is non-user replaceable).
- Promptly dispose of used batteries in accordance with local regulations.
- Battery usage by children should be supervised.
- Avoid dropping the phone or battery. If the phone or battery is dropped, especially on a hard surface, and the user suspects damage, take it to a service center for inspection.

- Improper battery use may result in a fire, explosion or other hazards.
- The phone shall only be connected to CTIA certified adapters, products that bear the USB-IF logo or products that have completed the USB-IF compliance program.

## **Distractions**

### **Driving**

Full attention must be given to driving at all times in order to reduce the risk of an accident. Using a phone while driving (even with a hands-free kit) can cause distraction and lead to an accident. You must comply with local laws and regulations restricting the use of wireless devices while driving.

### **Operating Machinery**

Full attention must be given to operating the machinery in order to reduce the risk of an accident.

## **Product Handling**

### **General Statement on Handling and Use**

You alone are responsible for how you use your phone and any consequences of its use.

You must always switch off your phone wherever the use of a phone is prohibited. Use of your phone is subject to safety measures designed to protect



users and their environment.

- Always treat your phone and its accessories with care and keep them in a clean place.
- Keep the screen and camera lens clean. An unclean screen or camera lens may slow down the phone's reaction to your operations or interfere with the image quality.
- Clean your phone and its accessories with a soft material such as cleaning cloth for eyeglass lenses. Do not use alcohol or other corrosive substances for cleaning or allow them to get inside.
- Do not expose your phone or its accessories to open flames or lit tobacco products.
- Do not expose your phone or its accessories to liquid, moisture or high humidity.
- Do not drop, throw or try to bend your phone or its accessories.
- Do not use harsh chemicals, cleaning solvents, or aerosols to clean the device or its accessories.
- Do not paint your phone or its accessories.
- Do not attempt to disassemble your phone or its accessories. Only authorized personnel can do so.
- Do not place your phone inside or near heating equipment or high-pressure containers, such as water heaters, microwave ovens, or hot cooking utensils. Otherwise, your phone may

be damaged.

- Please check local regulations for disposal of electronic products.
- Do not carry your phone in your back pocket as it could break when you sit down.

## **Battery Safety**

- Using ZTE-unapproved or incompatible battery, charger or power adapter may damage your device, shorten its lifespan or cause a fire, explosion or other hazards.
- The recommended operating temperatures are 0 °C to 35 °C and the storage temperatures are -20 °C to +45 °C. Extreme temperatures can damage the device and reduce the charging capacity and lifespan of your device and battery.
- Do not remove the back cover. The battery is not removable. Removal may cause fire or explosion.
- Do not change or replace the built-in rechargeable battery in your device by yourself. The battery can only be changed or replaced by ZTE or ZTE-authorized service provider.
- Do not place the device or the battery in or near heating equipment, such as microwave ovens, stoves or radiators. Keep the device and the battery away from excessive heat and direct sunlight. If not, the device or the battery may overheat and cause explosion or fire.

- Do not disassemble, squeeze or puncture the device, as this can cause explosion or fire.
- Do not throw the device into a fire to avoid explosion.
- Please disconnect the charger when the battery is fully charged. Overcharging may shorten the battery life.
- When not using the device for a long period, please charge the battery about half and then store the device in a cool dry place.
- If the battery damages or shows signs of swelling or leakage, please stop use immediately and contact ZTE or an ZTE-authorized service provider for replacement.

## **Small Children**

Do not leave your phone and its accessories within the reach of small children or allow them to play with it. They could hurt themselves or others, or could accidentally damage the phone. Your phone contains small parts with sharp edges that may cause an injury or may become detached and create a choking hazard.

## **Demagnetization**

To avoid the risk of demagnetization, do not allow electronic devices or magnetic media close to your phone for a long time.

## **Electrostatic Discharge (ESD)**

Do not touch the metal connectors on the nano-SIM card and the microSDXC card.

## **Antenna**

Do not touch the antenna unnecessarily.

## **Normal Use Position**

When placing or receiving a phone call, hold your phone to your ear, with the bottom towards your mouth.

## **Airbags**

Do not place a phone in the area over an airbag or in the airbag deployment area, as an airbag inflates with great force and serious injury could result. Store the phone in a safe and secure area before driving your vehicle.

## **Seizures/Blackouts**

The phone can produce a bright or flashing light. A small percentage of people may be susceptible to blackouts or seizures (even if they have never had one before) when exposed to flashing lights or light patterns such as when playing games or watching video. If you have experienced seizures or blackouts or have a family history of such occurrences, please consult a physician. To reduce the risk of blackouts or seizures, use your phone in a well-lit room and take frequent breaks.

## **Repetitive Strain Injuries**

To minimize the risk of Repetitive Strain Injury (RSI) when texting or playing games with your phone:

- Do not grip the phone too tightly.
- Press the buttons lightly.
- Use the special features which are designed to minimize the times of pressing buttons, such as Message Templates and Predictive Text.
- Take frequent breaks to stretch and relax.

## **Emergency Calls**

This phone, like any other wireless phone, operates using radio signals, which cannot guarantee connection in all conditions. Therefore, you must never rely solely on any wireless phone for emergency communications.

## **Loud Noise**

This phone is capable of producing loud noises, which may damage your hearing. Turn down the volume before using headphones, *Bluetooth* headsets or other audio devices.

## **Phone Heating**

Your phone may become warm during charging and during normal use.

## **Electrical Safety**

### **Accessories**

Use only approved accessories. Do not connect with incompatible products or accessories. Take care not to touch or allow metal objects, such as coins or key rings, to contact or short-circuit the charging port. Never puncture the surface of the phone with sharp objects.

### **Connection to Vehicles**

Seek professional advice when connecting a phone interface to the vehicle electrical system.

### **Faulty and Damaged Products**

Do not attempt to disassemble the phone or its accessories. Only qualified personnel can service or repair the phone or its accessories. If your phone (or its accessories) has been submerged in water, punctured, or subjected to a severe fall, do not use it until you have taken it to be checked at an authorized service center.

## **Radio Frequency Interference**

### **General Statement on Interference**

Care must be taken when using your phone in close proximity to personal medical devices, such as pacemakers and hearing aids. Please consult your doctor and the device manufacturers to

determine if the operation of your phone may interfere with the operation of your medical devices.

## **Pacemakers**

Pacemaker manufacturers recommend that a minimum separation of 6 inches (15 cm) be maintained between a mobile phone and a pacemaker to avoid potential interference with the pacemaker. To achieve this, use the phone on the opposite ear to your pacemaker and do not carry it in a breast pocket.

## **Hearing Aids**

People with hearing aids or other cochlear implants may experience interfering noises when using wireless devices or when one is nearby. The level of interference will depend on the type of hearing device and the distance from the interference source. Increasing the separation between them may reduce the interference. You may also consult your hearing aid manufacturer to discuss alternatives.

## **Medical Equipment**

Turn off your wireless device when you are requested to do so in hospitals, clinics or healthcare facilities. These requests are designed to prevent possible interference with sensitive medical equipment.

## **Aircraft**

Turn off your wireless device whenever you are instructed to do so by airport or airline staff.

Consult the airline staff about the use of wireless devices onboard the aircraft and enable airplane mode of your phone when boarding an aircraft.

## **Interference in Vehicles**

Please note that because of possible interference with electronic equipment, some vehicle manufacturers forbid the use of mobile phones in their vehicles unless a hands-free kit with an external antenna is included in the installation.

## **Explosive Environments**

### **Gas Stations and Explosive Atmospheres**

In locations with potentially explosive atmospheres, obey all posted signs to turn off wireless devices such as your phone or other radio equipment. Areas with potentially explosive atmospheres include fueling areas, below decks on boats, fuel or chemical transfer or storage facilities, and areas where the air contains chemicals or particles, such as grain, dust, or metal powders.

### **Blasting Caps and Areas**

Power off your mobile phone or wireless device when in a blasting area or in areas where signs



are posted to power off “two-way radios” or “electronic devices” to avoid interfering with blasting operations.