

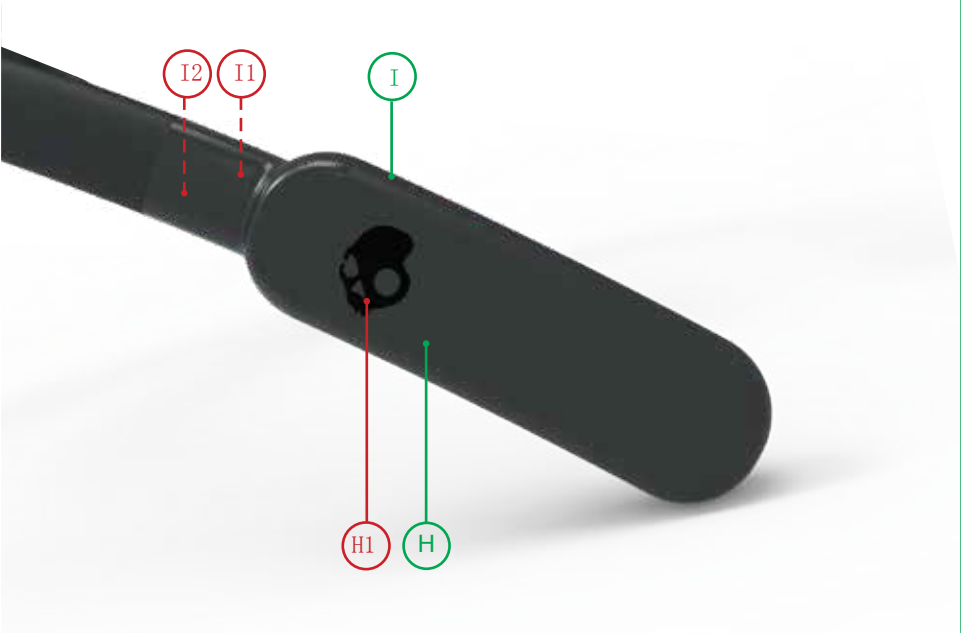
PART NO.	PART	COLOR	MATERIAL	FINISHING
A	Rear Bud Housing	426 C	TPU	VDI-24
A1	Skull Logo	425 C	PC	SPI-A2
B	Middle Bud Housing	426 C	PC	SPI-A2
C	Front Bud Housing	425 C	PC	SPI-A2
C1	Fit Fin	426 C	SILICONE	VDI-24
D	Accoustic Mesh	426 C	Acoustic Mesh	Accoustic Mesh
E	Ear Gel	425 C	SILICONE	Molded
F	Cable	425 C	CABLE	Molded
G	Collar	426 C	TPE	VDI-24
G1	Compliance Markings	426 C		Pad Print
G2	Flat Bridge Cable			Molded
H	Outer Right Battery Housing	426 C	TPU	VDI-24
H1	Skull Logo	BLACK	PC	SPI-A2
I	Inner Right Battery Housing	426 C	PC	SPI-A2
I1	(R) Markings			In Mold-Deboss
I2	Date Code			Laser
J	Outer Left Control Housing	426 C	TPU	VDI-24
K	USB Cover	426 C	TPU	VDI-24
L	Inner Left Control Housing	426 C	PC	SPI-A2
L1	(L) Markings			In Mold-Deboss
M	Status LED	LED	LED	LED

REV.	REMARKS	DESIGNER	DATE
A	INITIAL HANDOFF	KH	17 DEC 18
B	UPDATED TEXTURES FROM MT-11110 TO VDI-24 & MT-11010 TO SPI-A2. UPDATED RENDER TO MATCH CHANGES	KH	05 APR 19
C	UPDATED COMPLIANCE LOCATION. REMOVED SKULLCANDY LOGOTYPE ON COLLAR. UPDATED COLOR ON H1	KM	10 APR 19
D	ADDED FIT FINS, COLOR CORRECTION FOR COMPLIANCE MARKINGS.	KM	2 MAY 19
E	UPDATED PP ON OUTTER RIGHT HOUSING TO BLACK	KA	17 JUNE 19
F	UPDATED COMPLIANCE- REMOVED BC MARK	KA	07 JUL17
G	UPDATED COMPLIANCE- ADJUSTED CERT. # location for CNC ID	KA	07 JUL18

H


H1

 OUTER RIGHT HOUSING

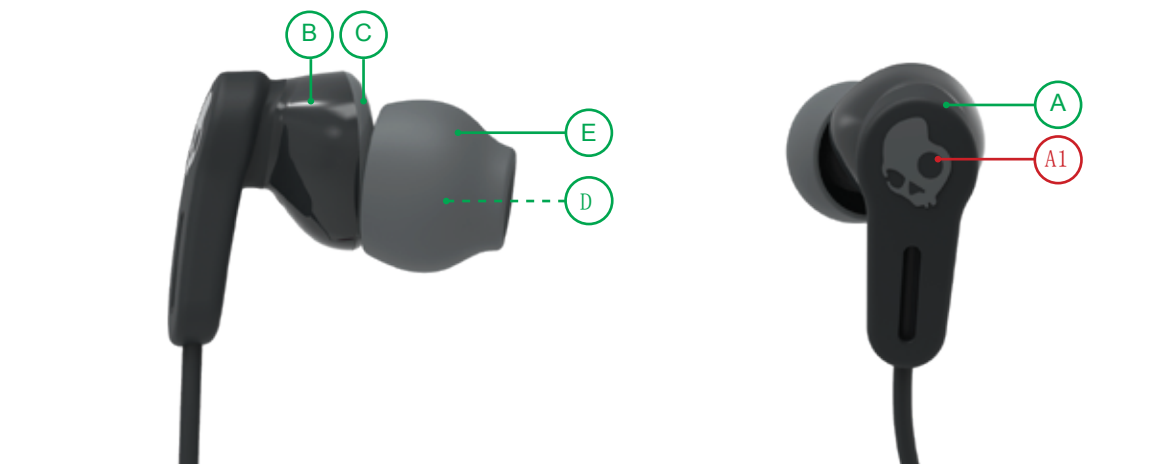


J

 OUTER LEFT HOUSING / USER



BUD DETAIL



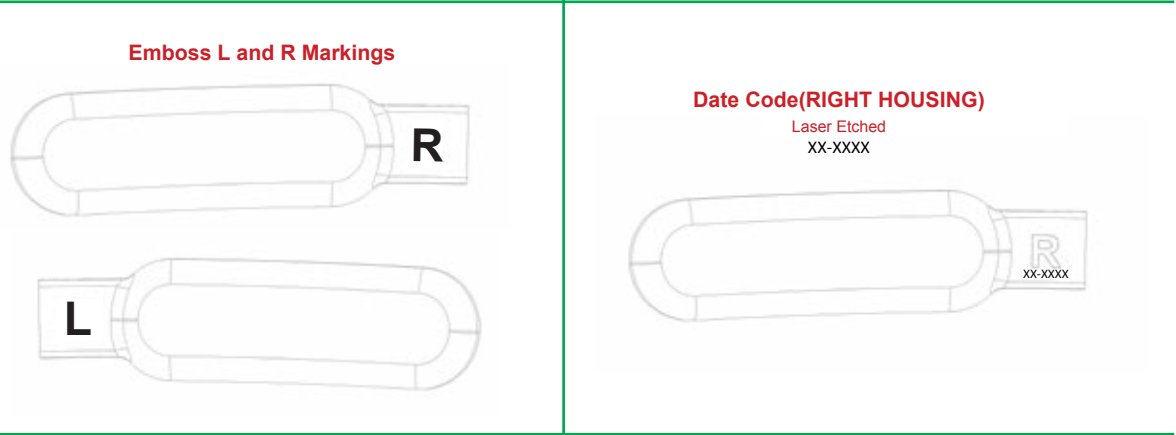
I1

L1

 L /R Markings

I2

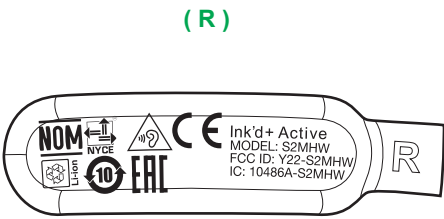
 Date Code



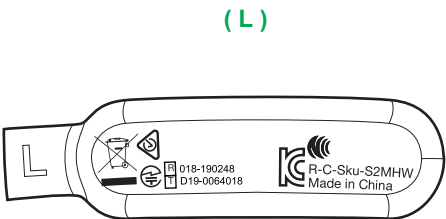
G1

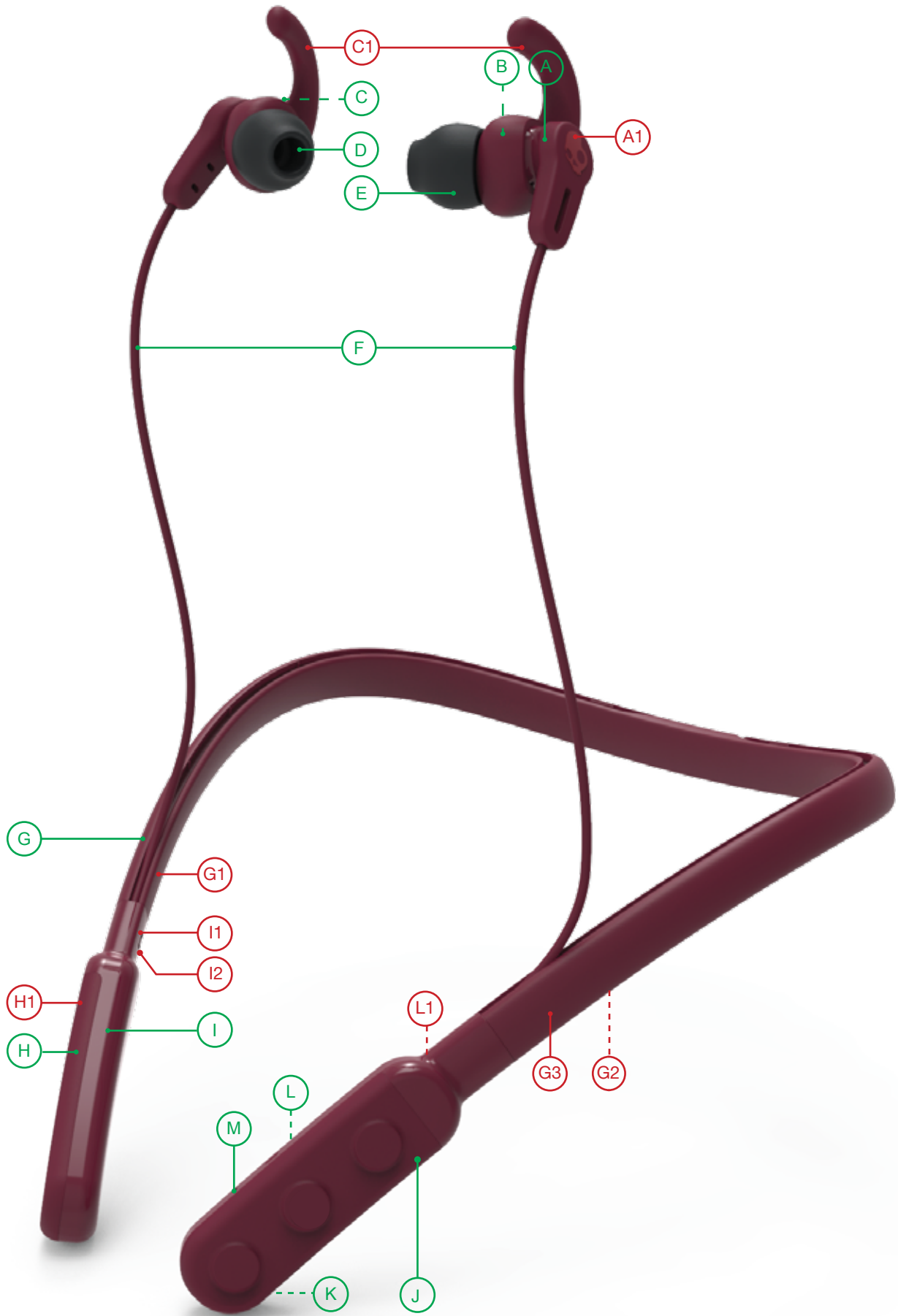
 COMPLIANCE MARKINGS

ACTUAL SIZE





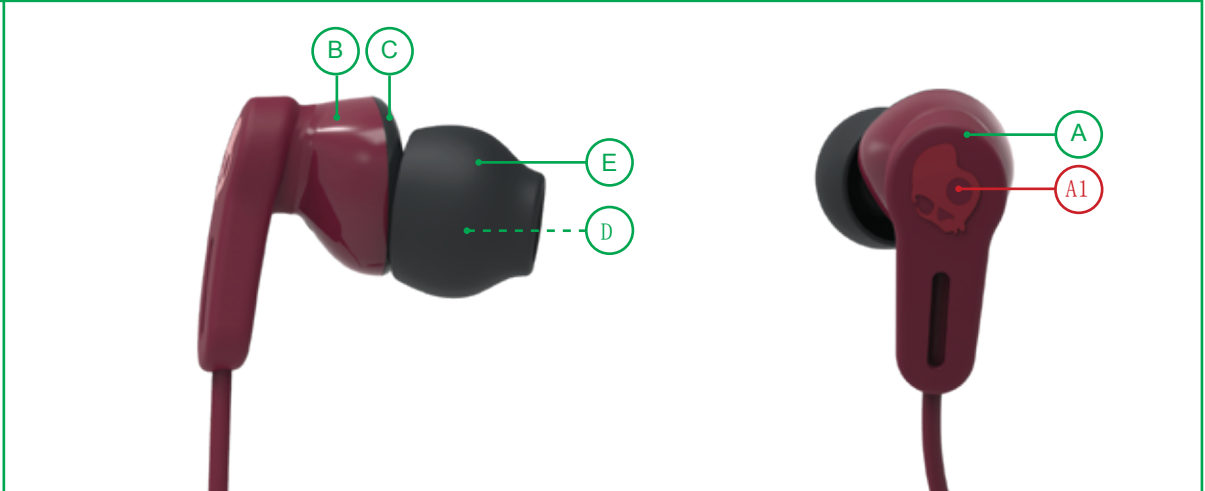
PHASE 2
Actual Size





PART NO.	PART	COLOR	MATERIAL	FINISHING
A	Rear Bud Housing	7421 C	TPU	VDI-24
A1	Skull Logo	202 C	PC	SPI-A2
B	Middle Bud Housing	7421 C	PC	SPI-A2
C	Front Bud Housing	426 C	PC	SPI-A2
C1	Fit Fin	7421 C	SILICONE	VDI-24
D	Accoustic Mesh	426 C	Acoustic Mesh	Accoustic Mesh
E	Ear Gel	426 C	SILICONE	Molded
F	Cable	202 C	CABLE	Molded
G	Collar	7421 C	TPE	VDI-24
G1	Compliance Markings	7241 C		Pad Print
G2	Flat Bridge Cable			Molded
H	Outer Right Battery Housing	7421 C	TPU	VDI-24
H1	Skull Logo	426 C	PC	SPI-A2
I	Inner Right Battery Housing	7421 C	PC	SPI-A2
I1	(R) Markings			In Mold-Deboss
I2	Date Code			Laser Etch
J	Outer Left Control Housing	7421 C	TPU	VDI-24
K	USB Cover	7421 C	TPU	VDI-24
L	Inner Left Control Housing	7421 C	PC	SPI-A2
L1	(L) Markings			In Mold-Deboss
M	Status LED	LED	LED	LED

REV.	REMARKS	DESIGNER	DATE
A	INITIAL HANDOFF	KH	04 DEC 18
B	UPDATED TEXTURES FROM MT-11110 TO VDI-24 & MT-11010 TO SPI-A2. UPDATED RENDER TO MATCH CHANGES	KH	05 APR 19
C	UPDATED COMPLIANCE LOCATION. REMOVED SKULLCANDY LOGOTYPE ON COLLAR. UPDATED COLOR ON H1	KM	10 APR 19
D	ADDED FIT FINS. COLOR CORRECTION ON COMPLIANCE MARKINGS	KM	02 MAY 19
E	UPDATED COMPLIANCE- REMOVED BC MARK	KA	07 JUL 17
F	UPDATED COMPLIANCE- ADJUSTED CERT. # location for CNC ID	KA	07 JUL 18

<div><div><div>H</div><div>H1</div></div>OUTER RIGHT HOUSING</div>	<div><div><div>J</div></div>OUTER LEFT HOUSING / USER</div>	<div>BUD DETAIL</div>
 <p>Diagram of the outer right housing with callouts: I2, I1, I, H1, and H.</p>	 <p>Diagram of the outer left housing with callouts: M, L, L1, K, and J.</p>	<div><p>Two diagrams showing the bud detail. The left diagram shows callouts B, C, E, and D. The right diagram shows callouts A and A1.</p></div> <div><div><div>I1</div><div>L1</div></div>L /R Markings</div> <div><div>I2</div></div> Date Code

Emboss L and R Markings



Diagram showing the embossed L and R markings on the housing.

Date Code



Diagram showing the date code XX-XXXX on the housing.

3 mm

