

H6053说明书

版本:1.0

料号:836-6053-23501

折叠尺寸:105×145 (mm)

展开尺寸:420×145 (mm)

材质:80G书页纸

工艺:四色印刷

折叠方式:风琴页



Safety Instructions

Read and follow the safety instructions below:

- The light bars are not waterproof. Avoid exposing them to splashes or drops of water.
- The working temperature should be between -10° to 45°C (14° to 113°F).
- The internal light source of the light bars cannot be replaced. If damaged, the light bars must be replaced.
- Do not let children install the light bars alone.
- Avoid installing the light bars near heat sources.
- External dimmers cannot be used with the light bars.
- Avoid installing the light bars near potentially dangerous sources (e.g., candles, liquid-filled objects).

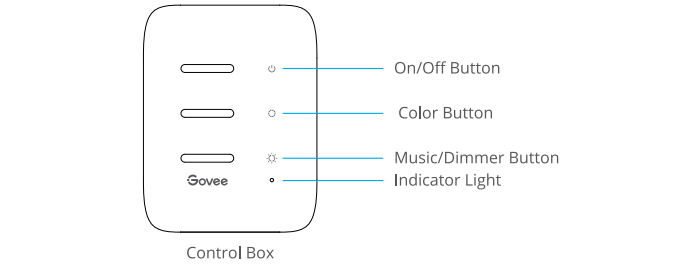
Introduction

Thank you for choosing the Govee Flow. The Govee Flow provides vibrant, ambient light, ideal for TV and PC screens. Our smart sound technology can perfectly synchronize sounds emitted from video games or movies to your lights, significantly enriching your visual experience.

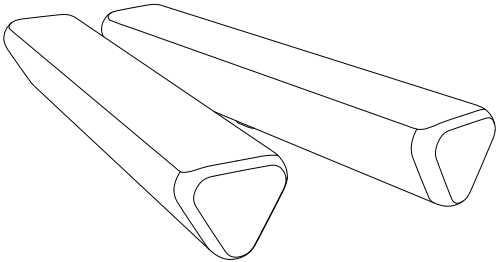
What You Get

Light Bar	2
Control Box	1
Adapter	1
Table Mounting Bracket	2
Screen Mounting Bracket	2
User Manual	1
Service Card	1

At a Glance



On/Off Button	Press to turn On/Off.
Color Button	Press to adjust the color.
Music/Dimmer Button	Press to enter Music mode.
Button	Long press to adjust the brightness.
Indicator Light	a. A blue light indicates the device is powered on. b. No light indicates that the device is not powered on or malfunctioning.



Light Bar

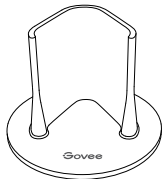


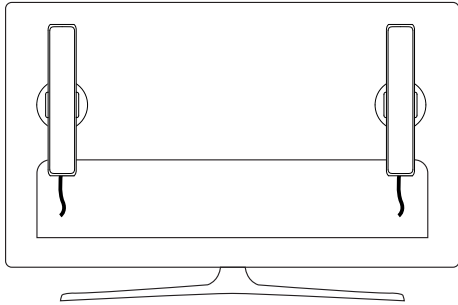

Table Mounting Bracket



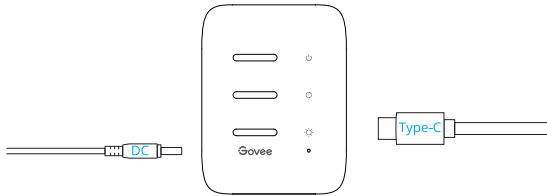
Screen Mounting Bracket

Installing Your Device

- 1 Place the light bars on both sides of the table or mount them to the TV screen with the mounting bracket.



- 2 Connect the light bar cable to the control box.
- 3 Power on the adapter and connect it to the control box.
- 4 Installation completed!



Pairing Your Device with the Govee Home App

What You Need:

- A smartphone or tablet running iOS 8.0 (or above) or Android 4.3 (or above).

- 1 Download the Govee Home app from the App Store (iOS devices) or Google Play (Android devices).
- 2 Turn on the Bluetooth in your smartphone.
- 3 Open the app, tap “+” icon in the top right corner and search “H6053”.
- 4 Tap the device icon and follow the onscreen instructions to complete pairing.

Specifications

Working Voltage	AC 100-240V
Input	12V/2A
Lumen	400lm
Color	RGBWW
Color Temperature	2200-6500K
Working Temperature	-10° to 45°C (14° to 113°F)



Govee Home App

For FAQs and more information,
please visit: www.govee.com

Troubleshooting

- 1 Cannot connect the device to the Govee Home app?
 - Ensure the device is powered on.
 - Check if the Bluetooth on your smartphone is enabled or try connecting with another smartphone.
 - When connecting for the first time, ensure your smartphone is close to the device.
 - If you're still experiencing a connection error, delete the connected device from the "My Device" page on the app. Then, reconnect to the Govee Home app, following the instructions provided previously.
- 2 The device lost connection?
 - Ensure the device is powered on.
 - Shorten the distance between the device and the router to less than 50ft, then reconnect.
 - If the device continues to lose connection, delete the connected device from the 'My Device' page on the app. Then, reconnect to the Govee Home app, following the instructions provided previously.
- 3 Can I use this device with Alexa or Google Assistant?
 - The Govee Flow does not support smart voice control. If you desire light bars with voice control, please check out Govee Flow Pro on our Amazon store page.
- 4 The synchronization effect for Music mode does not work properly.
 - Ensure the control box is close to the music source, which will help the mic pick up sounds better.
- 5 The provided adhesives don't stick well.
 - Wipe the surface of the wall to ensure it is dry and clean.
 - After attaching the camera or mounting bracket, firmly press down several times to ensure it sticks completely.
- 6 Can multiple users control one device?
 - Each device can only be controlled by one account.
 - If multiple users want to control the same device, ensure that they are all using the same account.

Customer Service

- 🔧 Warranty: 12-Month Limited Warranty
- 🔧 Support: Lifetime Technical Support
- ✉ Email: support@govee.com
- 🌐 Official Website: www.govee.com
- 📺 @Govee 📷 @govee_official 📺 @govee.official
- 🐦 @Goveeofficial 📘 @Govee.smarthome

FCC Statement

This device complies with Part 15 of the FCC Rules . Operation is subject to the following two conditions:

(1) This device may not cause harmful interference, and (2) This device must accept any interference received, including interference that may cause undesired operation.
Warning: Changes or modifications not expressly approved by the party responsible for compliance could void the user's authority to operate the equipment.

NOTE: This equipment has been tested and found to comply with the limits for a Class B digital device, pursuant to Part 15 of the FCC Rules.

These limits are designed to provide reasonable protection against harmful interference in a residential installation. This equipment generates uses and can radiate radio frequency energy and, if not installed and used in accordance with the instructions, may cause harmful interference to radio communications. However, there is no guarantee that interference will not occur in a particular installation. If this equipment does cause harmful interference to radio or television reception, which can be determined by turning the equipment off and on, the user is encouraged to try to correct the interference by one or more of the following measures:

1. Reorient or relocate the receiving antenna.
2. Increase the separation between the equipment and receiver.
3. Connect the equipment into an outlet on a circuit different from that to which the receiver is connected.
4. Consult the dealer or an experienced radio/TV technician for help.

FCC Radiation Exposure Statement

This equipment complies with FCC radiation exposure limits set forth for an uncontrolled environment. This equipment should be installed and operated with minimum distance 20cm between the radiator & your body.

Govee is a trademark of Shenzhen Intellirocks Tech Co.Ltd.
Copyright ©2020 Shenzhen Intellirocks Tech Co.Ltd. All Rights Reserved.

836-6053-23501



User Manual



Model: H6053
Flow Light Bar