




## Photographs of the Test Configuration



Conducted Emission Test (Adapter Mode)



**Conducted Emission Test (POE Mode)**




**Radiated Emission Below 1GHz Test (Adapter Mode)**








**Radiated Emission Below 1GHz Test (Adapter Mode)**



### Radiated Emission Above 1GHz Test





### Radiated Emission Above 1GHz Test





**Radiated Emission Below 1GHz Test (POE Mode)**



**Radiated Emission Below 1GHz Test (POE Mode)**

