

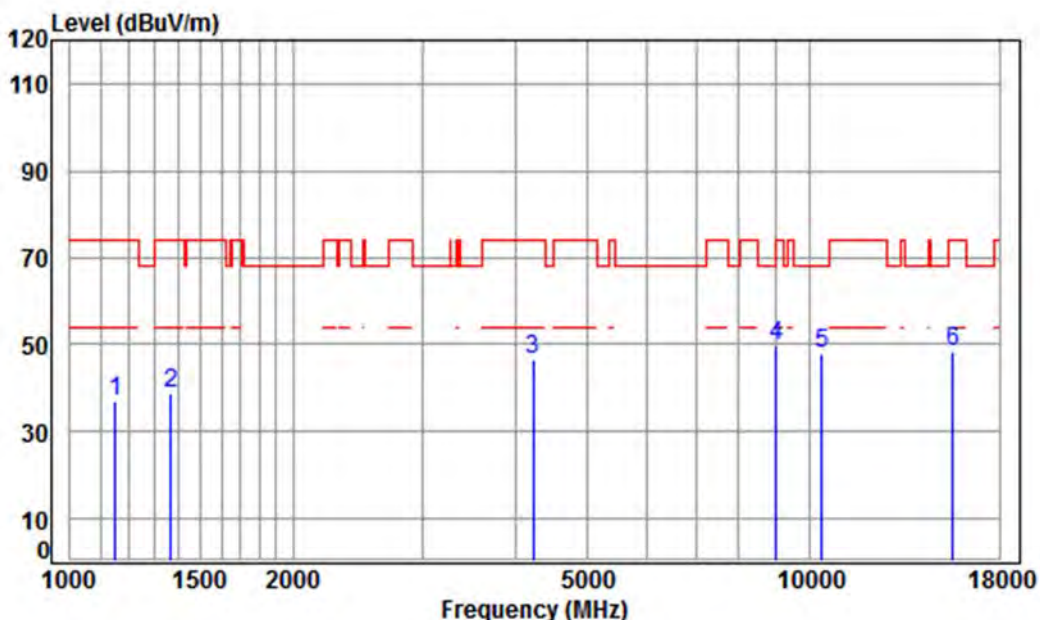


SGS-CSTC Standards Technical Services Co., Ltd. Shenzhen Branch

Report No.: SZEM180200138702

Page: 96 of 818

Test mode:	802.11n(HT40)	Frequency(MHz):	5190	Peak	Horizontal
------------	---------------	-----------------	------	------	------------



Condition: 3m HORIZONTAL

Job No : 2939RG

Mode : 5190 TX RSE

: Ant 1 5G WIFI 11N(40) CH38

	Freq	Cable Loss	Ant Factor	Preamp Factor	Read Level	Level	Limit	Over	Remark
	MHz	dB	dB/m	dB	dBuV	dBuV/m	dBuV/m	dB	
1	1152.148	4.22	24.24	41.14	49.58	36.90	74.00	-37.10	peak
2	1370.328	5.05	25.26	41.32	49.70	38.69	74.00	-35.31	peak
3	4218.186	7.24	33.60	42.37	48.08	46.55	74.00	-27.45	peak
4 pp	8995.123	10.40	36.59	38.62	41.36	49.73	68.20	-18.47	peak
5	10380.000	11.21	37.22	37.47	37.16	48.12	68.20	-20.08	peak
6	15570.000	14.35	41.37	39.03	31.82	48.51	74.00	-25.49	peak

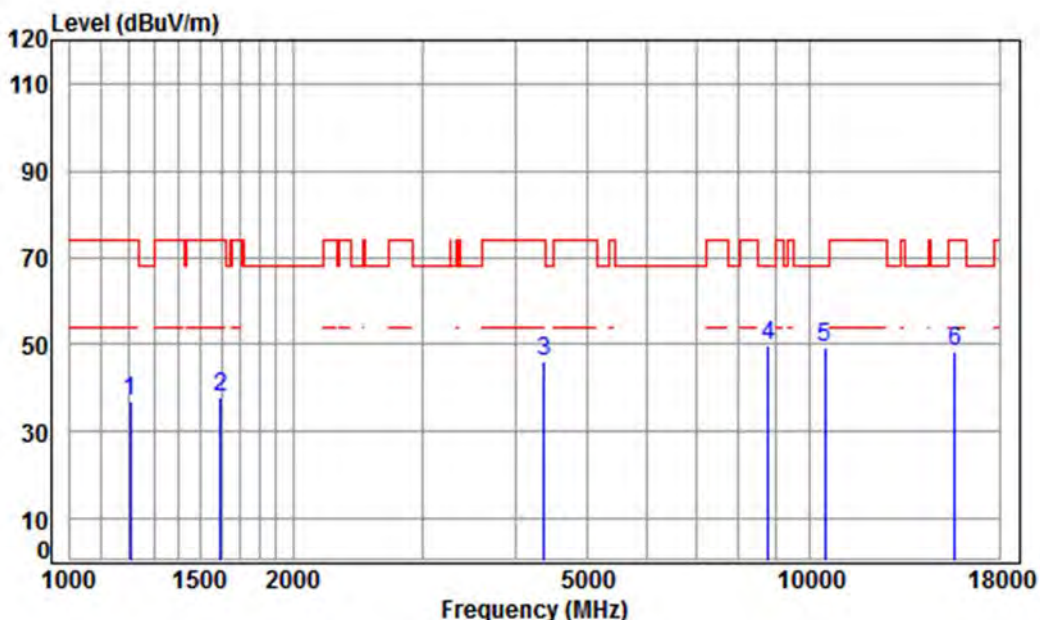


SGS-CSTC Standards Technical Services Co., Ltd.
Shenzhen Branch

Report No.: SZEM180200138702

Page: 97 of 818

Test mode:	802.11n(HT40)	Frequency(MHz):	5230	Peak	Vertical
------------	---------------	-----------------	------	------	----------



Condition: 3m VERTICAL

Job No : 2939RG

Mode : 5230 TX RSE

: Ant 1 5G WIFI 11N(40) CH46

	Freq	Cable Loss	Ant Factor	Preamp Factor	Read Level	Level	Limit	Over	Remark
	MHz	dB	dB/m	dB	dBuV	dBuV/m	dBuV/m	dB	
1	1206.682	4.44	24.51	41.19	49.11	36.87	74.00	-37.13	peak
2	1597.181	5.35	26.24	41.47	47.64	37.76	74.00	-36.24	peak
3	4367.058	7.41	33.60	42.39	47.41	46.03	74.00	-27.97	peak
4 pp	8764.146	10.34	36.32	38.97	42.21	49.90	68.20	-18.30	peak
5	10460.000	11.26	37.14	37.52	38.35	49.23	68.20	-18.97	peak
6	15690.000	14.53	41.32	39.14	31.84	48.55	74.00	-25.45	peak

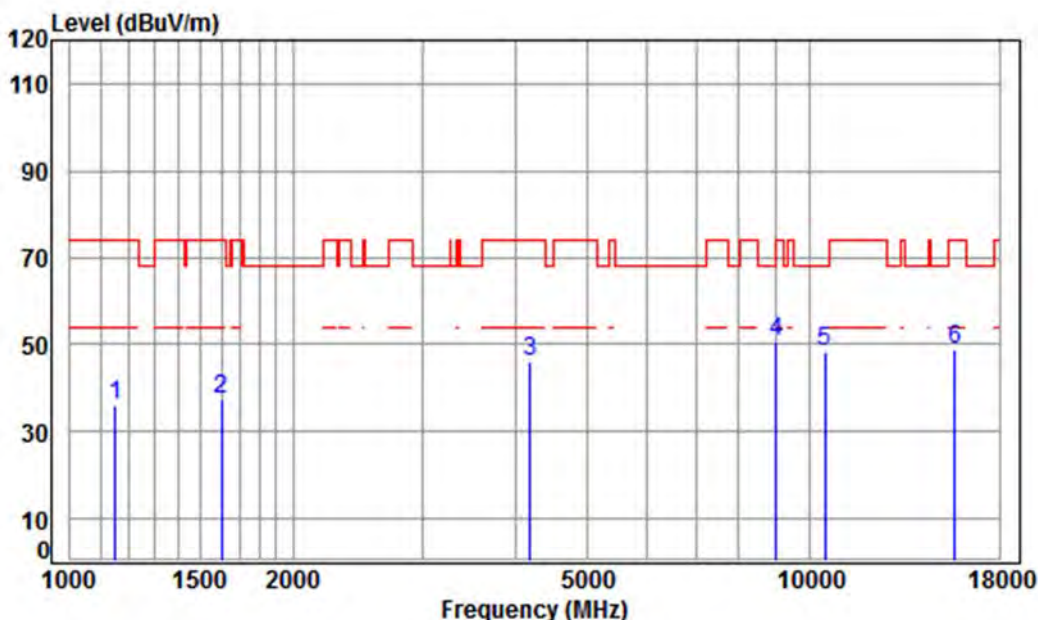


SGS-CSTC Standards Technical Services Co., Ltd.
Shenzhen Branch

Report No.: SZEM180200138702

Page: 98 of 818

Test mode:	802.11n(HT40)	Frequency(MHz):	5230	Peak	Horizontal
------------	---------------	-----------------	------	------	------------



Condition: 3m HORIZONTAL

Job No : 2939RG

Mode : 5230 TX RSE

: Ant 1 5G WIFI 11N(40) CH46

	Freq	Cable Loss	Ant Factor	Preamp Factor	Read Level	Level	Limit	Over	Remark
	MHz	dB	dB/m	dB	dBuV	dBuV/m	dBuV/m	dB	
1	1152.148	4.22	24.24	41.14	48.79	36.11	74.00	-37.89	peak
2	1601.804	5.35	26.26	41.47	47.09	37.23	74.00	-36.77	peak
3	4181.768	7.20	33.60	42.36	47.65	46.09	74.00	-27.91	peak
4 pp	8995.123	10.40	36.59	38.62	42.26	50.63	68.20	-17.57	peak
5	10460.000	11.26	37.14	37.52	37.29	48.17	68.20	-20.03	peak
6	15690.000	14.53	41.32	39.14	32.33	49.04	74.00	-24.96	peak

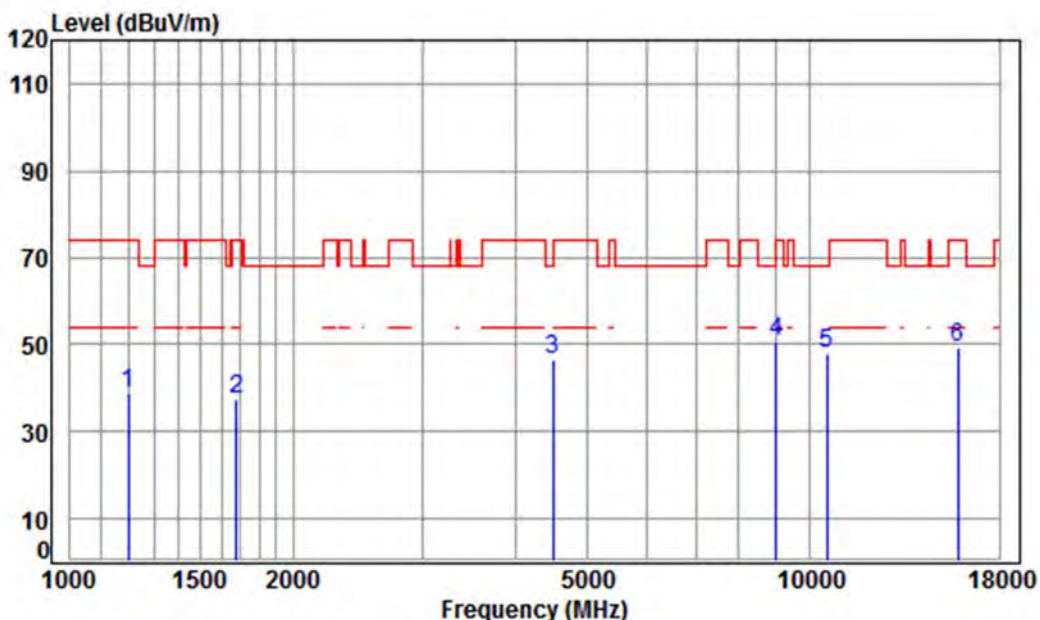


SGS-CSTC Standards Technical Services Co., Ltd.
Shenzhen Branch

Report No.: SZEM180200138702

Page: 99 of 818

Test mode:	802.11n(HT40)	Frequency(MHz):	5270	Peak	Vertical
------------	---------------	-----------------	------	------	----------



Condition: 3m VERTICAL

Job No : 2939RG

Mode : 5270 TX RSE

: Ant 1 5G WIFI 11N(40) CH54

	Freq	Cable Loss	Ant Factor	Preamp Factor	Read Level	Level	Limit	Over	Remark
	MHz	dB	dB/m	dB	dBuV	dBuV/m	dBuV/m	dB	
1	1199.726	4.42	24.48	41.18	51.01	38.73	74.00	-35.27	peak
2	1677.621	5.25	26.58	41.52	47.06	37.37	74.00	-36.63	peak
3	4495.125	7.55	33.60	42.42	47.58	46.31	68.20	-21.89	peak
4 pp	8995.123	10.40	36.59	38.62	42.13	50.50	68.20	-17.70	peak
5	10540.000	11.32	37.15	37.57	36.86	47.76	68.20	-20.44	peak
6	15810.000	14.71	41.28	39.25	32.34	49.08	74.00	-24.92	peak

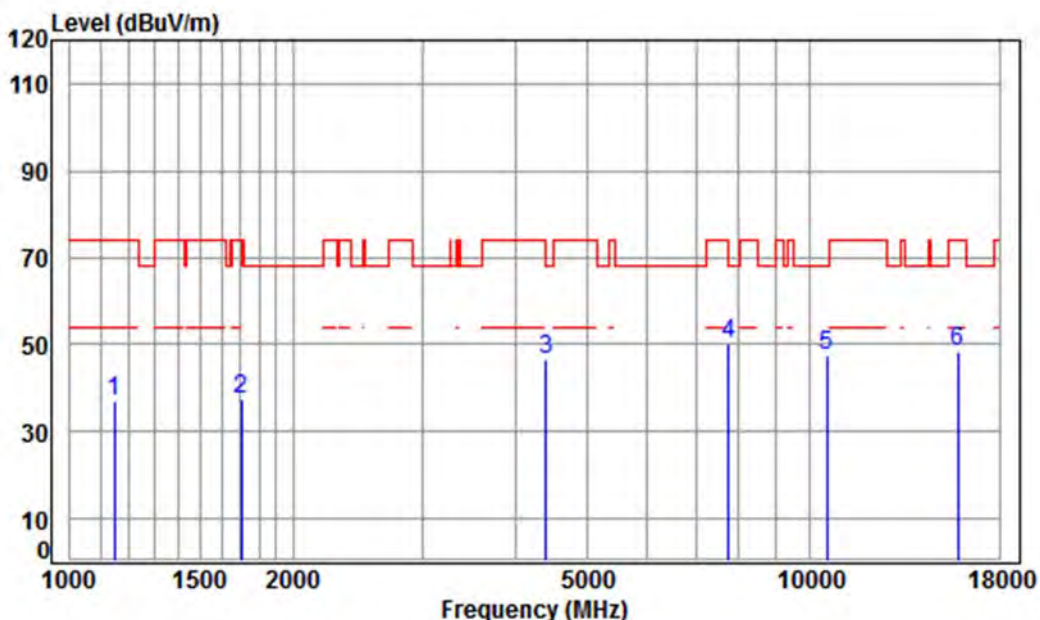


SGS-CSTC Standards Technical Services Co., Ltd.
Shenzhen Branch

Report No.: SZEM180200138702

Page: 100 of 818

Test mode:	802.11n(HT40)	Frequency(MHz):	5270	Peak	Horizontal
------------	---------------	-----------------	------	------	------------



Condition: 3m HORIZONTAL

Job No : 2939RG

Mode : 5270 TX RSE

: Ant 1 5G WIFI 11N(40) CH54

	Freq	Cable Loss	Ant Factor	Preamp Factor	Read Level	Level	Limit	Over	Remark
	MHz	dB	dB/m	dB	dBuV	dBuV/m	dBuV/m	dB	
1	1148.823	4.21	24.22	41.14	49.72	37.01	74.00	-36.99	peak
2	1702.042	5.23	26.68	41.53	46.99	37.37	74.00	-36.63	peak
3	4392.376	7.44	33.60	42.40	47.89	46.53	74.00	-27.47	peak
4 pp	7762.260	9.97	36.46	40.35	44.06	50.14	68.20	-18.06	peak
5	10540.000	11.32	37.15	37.57	36.34	47.24	68.20	-20.96	peak
6	15810.000	14.71	41.28	39.25	31.52	48.26	74.00	-25.74	peak

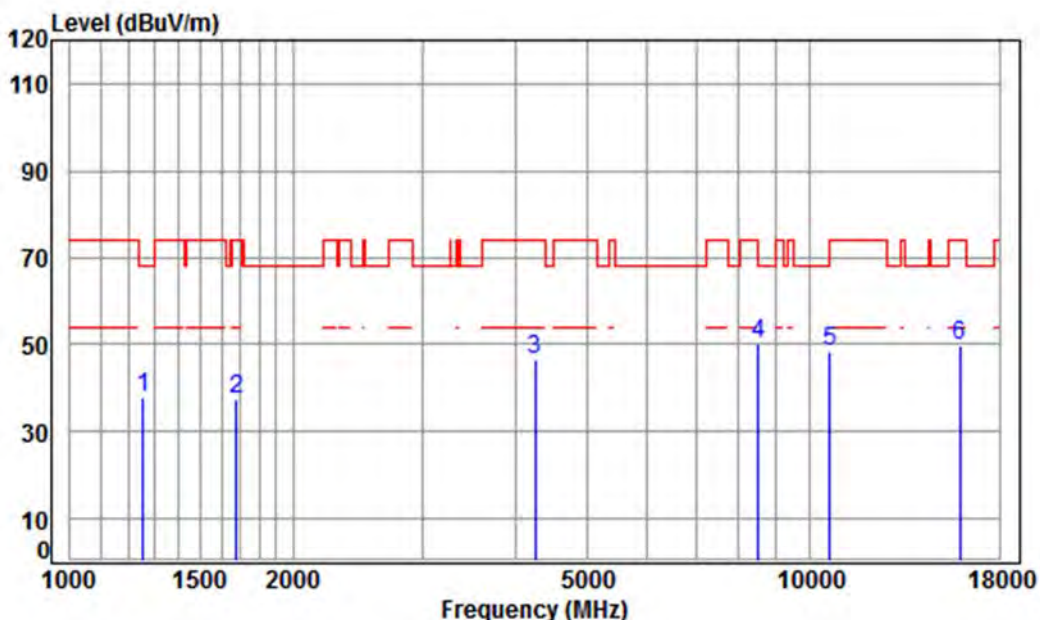


SGS-CSTC Standards Technical Services Co., Ltd.
Shenzhen Branch

Report No.: SZEM180200138702

Page: 101 of 818

Test mode:	802.11n(HT40)	Frequency(MHz):	5310	Peak	Vertical
------------	---------------	-----------------	------	------	----------



Condition: 3m VERTICAL

Job No : 2939RG

Mode : 5310 TX RSE

: Ant 1 5G WIFI 11N(40) CH62

	Freq	Cable Loss	Ant Factor	Preamp Factor	Read Level	Level	Limit	Over	Remark
	MHz	dB	dB/m	dB	dBuV	dBuV/m	dBuV/m	dB	
1	1256.512	4.64	24.75	41.23	49.76	37.92	68.20	-30.28	peak
2	1677.621	5.25	26.58	41.52	46.97	37.28	74.00	-36.72	peak
3	4242.641	7.27	33.60	42.37	48.00	46.50	74.00	-27.50	peak
4 pp	8514.456	10.27	36.02	39.36	43.38	50.31	68.20	-17.89	peak
5	10620.000	11.37	37.25	37.63	37.21	48.20	74.00	-25.80	peak
6	15930.000	14.89	41.23	39.36	32.79	49.55	74.00	-24.45	peak

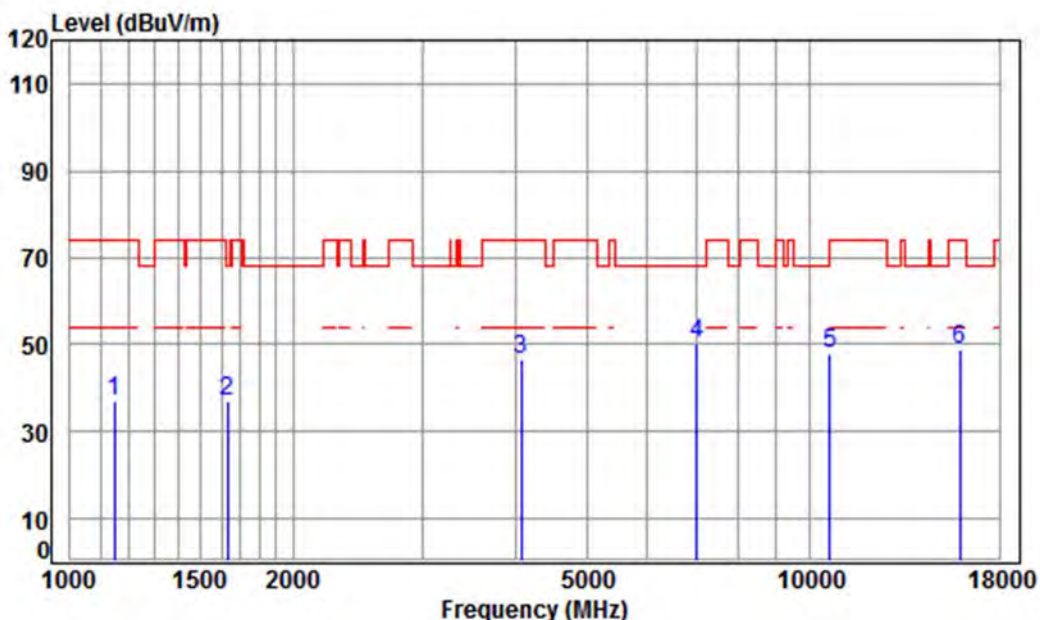


SGS-CSTC Standards Technical Services Co., Ltd.
Shenzhen Branch

Report No.: SZEM180200138702

Page: 102 of 818

Test mode:	802.11n(HT40)	Frequency(MHz):	5310	Peak	Horizontal
------------	---------------	-----------------	------	------	------------



Condition: 3m HORIZONTAL

Job No : 2939RG

Mode : 5310 TX RSE

: Ant 1 5G WIFI 11N(40) CH62

	Freq	Cable Loss	Ant Factor	Preamp Factor	Read Level	Level	Limit	Over	Remark
	MHz	dB	dB/m	dB	dBuV	dBuV/m	dBuV/m	dB	
1	1148.823	4.21	24.22	41.14	49.66	36.95	74.00	-37.05	peak
2	1634.543	5.31	26.40	41.49	46.84	37.06	68.20	-31.14	peak
3	4074.388	7.07	33.60	42.34	48.11	46.44	74.00	-27.56	peak
4 pp	7035.727	10.12	36.49	40.83	44.55	50.33	68.20	-17.87	peak
5	10620.000	11.37	37.25	37.63	37.10	48.09	74.00	-25.91	peak
6	15930.000	14.89	41.23	39.36	32.27	49.03	74.00	-24.97	peak

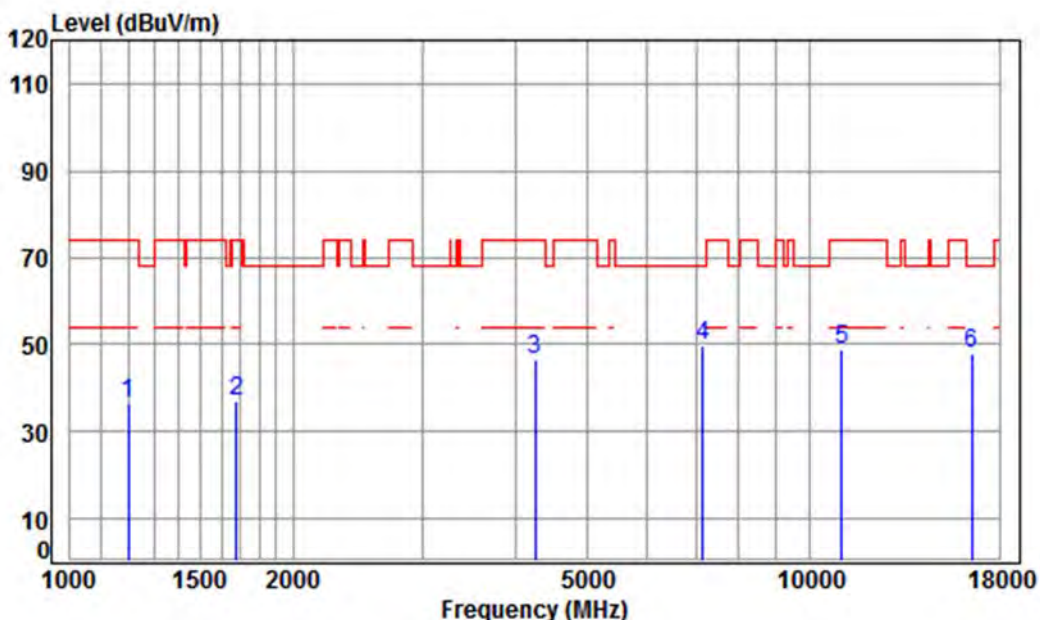


SGS-CSTC Standards Technical Services Co., Ltd.
Shenzhen Branch

Report No.: SZEM180200138702

Page: 103 of 818

Test mode:	802.11n(HT40)	Frequency(MHz):	5510	Peak	Vertical
------------	---------------	-----------------	------	------	----------



Condition: 3m VERTICAL

Job No : 2939RG

Mode : 5510 TX RSE

: Ant 1 5G WIFI 11N(40) CH102

	Freq	Cable Loss	Ant Factor	Preamp Factor	Read Level	Level	Limit	Over	Remark
	MHz	dB	dB/m	dB	dBuV	dBuV/m	dBuV/m	dB	
1	1199.726	4.42	24.48	41.18	48.78	36.50	74.00	-37.50	peak
2	1677.621	5.25	26.58	41.52	46.56	36.87	74.00	-37.13	peak
3	4254.921	7.28	33.60	42.37	47.83	46.34	74.00	-27.66	peak
4 pp	7158.806	10.09	36.43	40.74	44.10	49.88	68.20	-18.32	peak
5	11020.000	11.65	37.72	37.89	37.36	48.84	74.00	-25.16	peak
6	16530.000	14.63	42.71	39.89	30.31	47.76	68.20	-20.44	peak

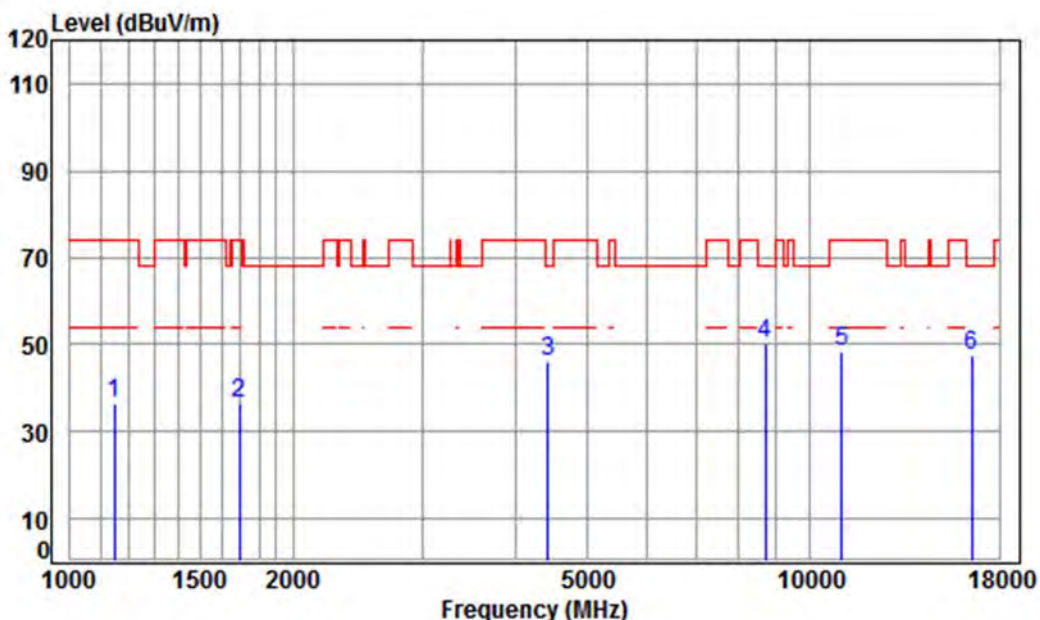


SGS-CSTC Standards Technical Services Co., Ltd.
Shenzhen Branch

Report No.: SZEM180200138702

Page: 104 of 818

Test mode:	802.11n(HT40)	Frequency(MHz):	5510	Peak	Horizontal
------------	---------------	-----------------	------	------	------------



Condition: 3m HORIZONTAL

Job No : 2939RG

Mode : 5510 TX RSE

: Ant 1 5G WIFI 11N(40) CH102

	Freq	Cable Loss	Ant Factor	Preamp Factor	Read Level	Level	Limit	Over	Remark
	MHz	dB	dB/m	dB	dBuV	dBuV/m	dBuV/m	dB	
1	1148.823	4.21	24.22	41.14	49.09	36.38	74.00	-37.62	peak
2	1692.231	5.24	26.64	41.53	46.12	36.47	74.00	-37.53	peak
3	4417.841	7.47	33.60	42.40	47.50	46.17	68.20	-22.03	peak
4 pp	8688.480	10.32	36.23	39.09	42.74	50.20	68.20	-18.00	peak
5	11020.000	11.65	37.72	37.89	37.00	48.48	74.00	-25.52	peak
6	16530.000	14.63	42.71	39.89	30.19	47.64	68.20	-20.56	peak

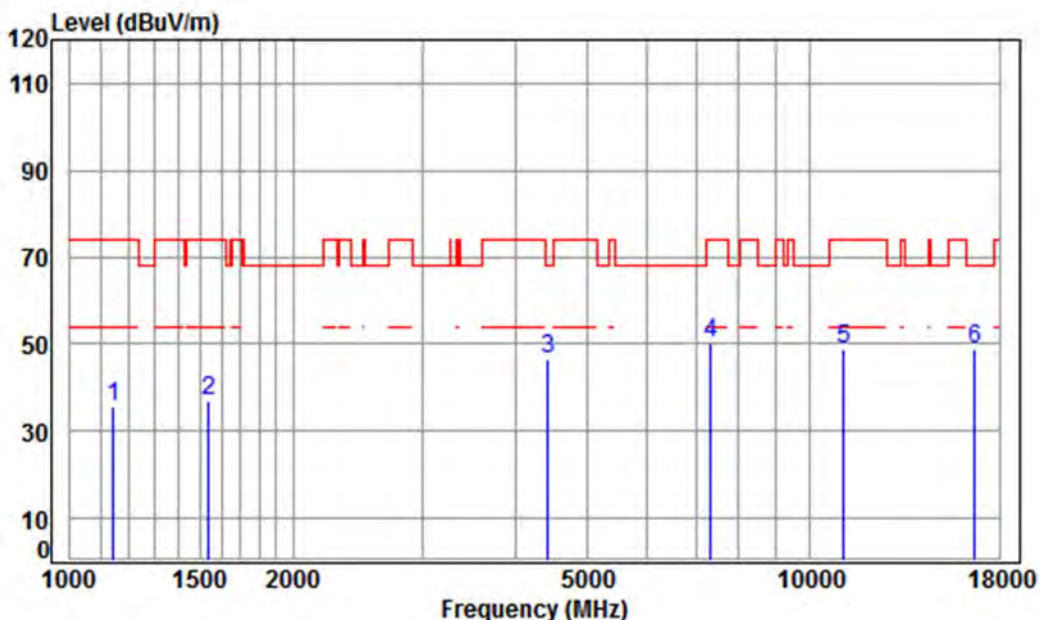


SGS-CSTC Standards Technical Services Co., Ltd.
Shenzhen Branch

Report No.: SZEM180200138702

Page: 105 of 818

Test mode:	802.11n(HT40)	Frequency(MHz):	5550	Peak	Vertical
------------	---------------	-----------------	------	------	----------



Condition: 3m VERTICAL

Job No : 2939RG

Mode : 5550 TX RSE

: Ant 1 5G WIFI 11N(40) CH110

		Cable	Ant	Preamp	Read	Limit	Over	
	Freq	Loss	Factor	Factor	Level	Level	Line	Remark
	MHz	dB	dB/m	dB	dBuV	dBuV/m	dBuV/m	dB
1	1145.507	4.20	24.20	41.14	48.43	35.69	74.00	-38.31 peak
2	1538.281	5.43	25.98	41.43	47.12	37.10	74.00	-36.90 peak
3	4417.841	7.47	33.60	42.40	47.98	46.65	68.20	-21.55 peak
4	7326.267	10.04	36.37	40.63	44.46	50.24	74.00	-23.76 peak
5	11100.000	11.73	37.78	37.94	37.08	48.65	74.00	-25.35 peak
6	pp16650.000	15.17	42.73	39.99	31.03	48.94	68.20	-19.26 peak

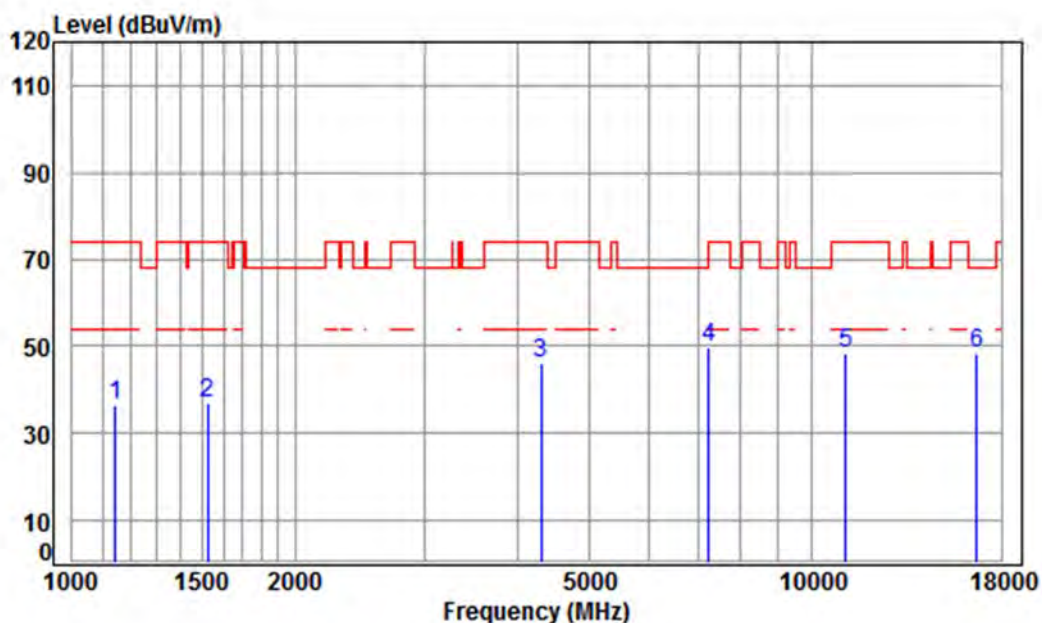


SGS-CSTC Standards Technical Services Co., Ltd.
Shenzhen Branch

Report No.: SZEM180200138702

Page: 106 of 818

Test mode:	802.11n(HT40)	Frequency(MHz):	5550	Peak	Horizontal
------------	---------------	-----------------	------	------	------------



Condition: 3m HORIZONTAL

Job No : 2939RG

Mode : 5550 TX RSE

: Ant 1 5G WIFI 11N(40) CH110

	Freq	Cable Loss	Ant Factor	Preamp Factor	Read Level	Level	Limit	Over	Remark
	MHz	dB	dB/m	dB	dBuV	dBuV/m	dBuV/m	dB	
1	1145.507	4.20	24.20	41.14	49.07	36.33	74.00	-37.67	peak
2	1525.000	5.45	25.91	41.42	46.88	36.82	74.00	-37.18	peak
3	4304.400	7.34	33.60	42.38	47.70	46.26	74.00	-27.74	peak
4 pp	7242.052	10.07	36.40	40.69	43.82	49.60	68.20	-18.60	peak
5	11100.000	11.73	37.78	37.94	36.58	48.15	74.00	-25.85	peak
6	16650.000	15.17	42.73	39.99	30.49	48.40	68.20	-19.80	peak

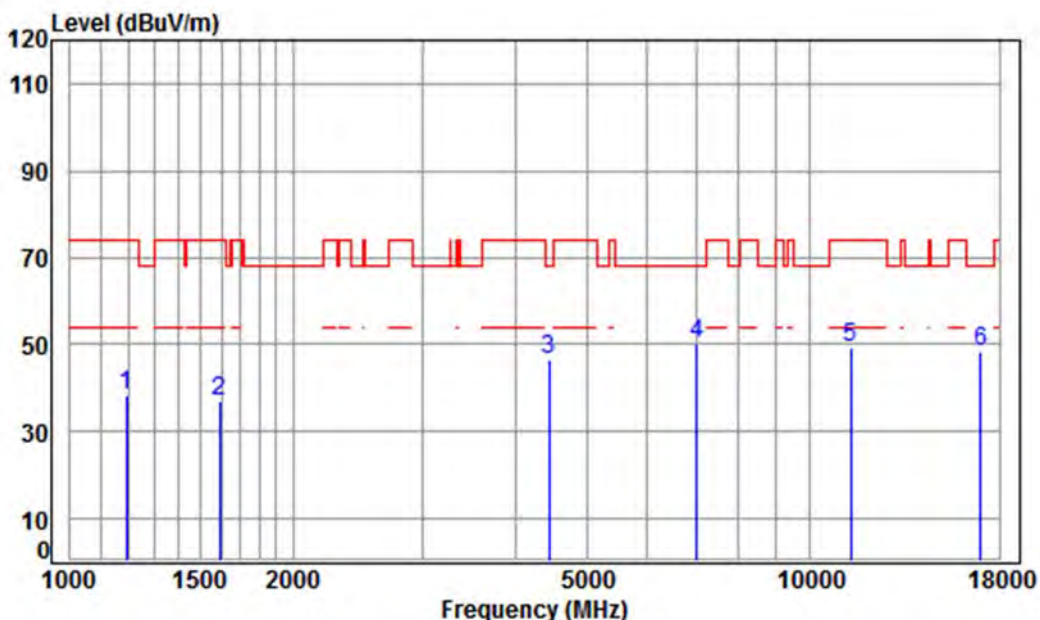


SGS-CSTC Standards Technical Services Co., Ltd.
Shenzhen Branch

Report No.: SZEM180200138702

Page: 107 of 818

Test mode:	802.11n(HT40)	Frequency(MHz):	5670	Peak	Vertical
------------	---------------	-----------------	------	------	----------



Condition: 3m VERTICAL

Job No : 2939RG

Mode : 5670 TX RSE

: Ant 1 5G WIFI 11N(40) CH134

	Freq	Cable Loss	Ant Factor	Preamp Factor	Read Level	Level	Limit	Over	Remark
	MHz	dB	dB/m	dB	dBuV	dBuV/m	dBuV/m	dB	
1	1192.811	4.39	24.44	41.18	50.60	38.25	74.00	-35.75	peak
2	1592.571	5.36	26.22	41.47	46.91	37.02	74.00	-36.98	peak
3	4430.628	7.48	33.60	42.41	47.74	46.41	68.20	-21.79	peak
4 pp	7035.727	10.12	36.49	40.83	44.38	50.16	68.20	-18.04	peak
5	11340.000	11.98	37.97	38.10	37.57	49.42	74.00	-24.58	peak
6	17010.000	16.69	42.81	40.29	29.22	48.43	68.20	-19.77	peak

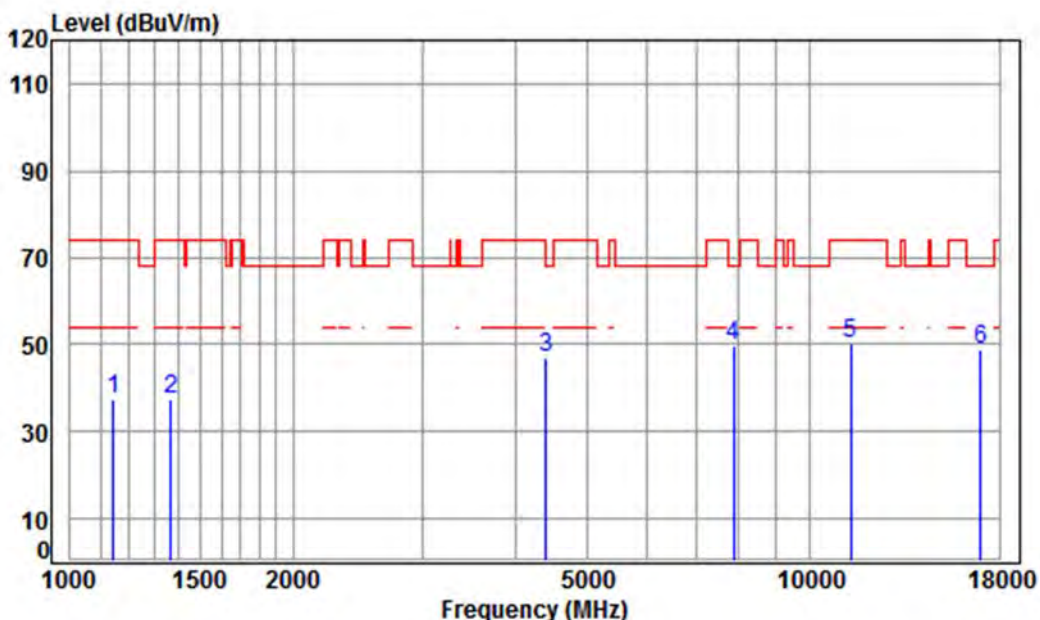


SGS-CSTC Standards Technical Services Co., Ltd.
Shenzhen Branch

Report No.: SZEM180200138702

Page: 108 of 818

Test mode:	802.11n(HT40)	Frequency(MHz):	5670	Peak	Horizontal
------------	---------------	-----------------	------	------	------------



Condition: 3m HORIZONTAL

Job No : 2939RG

Mode : 5670 TX RSE

: Ant 1 5G WIFI 11N(40) CH134

	Freq	Cable Loss	Ant Factor	Preamp Factor	Read Level	Level	Limit	Over	Remark
	MHz	dB	dB/m	dB	dBuV	dBuV/m	dBuV/m	dB	
1	1145.507	4.20	24.20	41.14	50.19	37.45	74.00	-36.55	peak
2	1370.328	5.05	25.26	41.32	48.24	37.23	74.00	-36.77	peak
3	4392.376	7.44	33.60	42.40	48.51	47.15	74.00	-26.85	peak
4 pp	7875.254	9.96	36.53	40.28	43.62	49.83	68.20	-18.37	peak
5	11340.000	11.98	37.97	38.10	38.26	50.11	74.00	-23.89	peak
6	17010.000	16.69	42.81	40.29	29.79	49.00	68.20	-19.20	peak



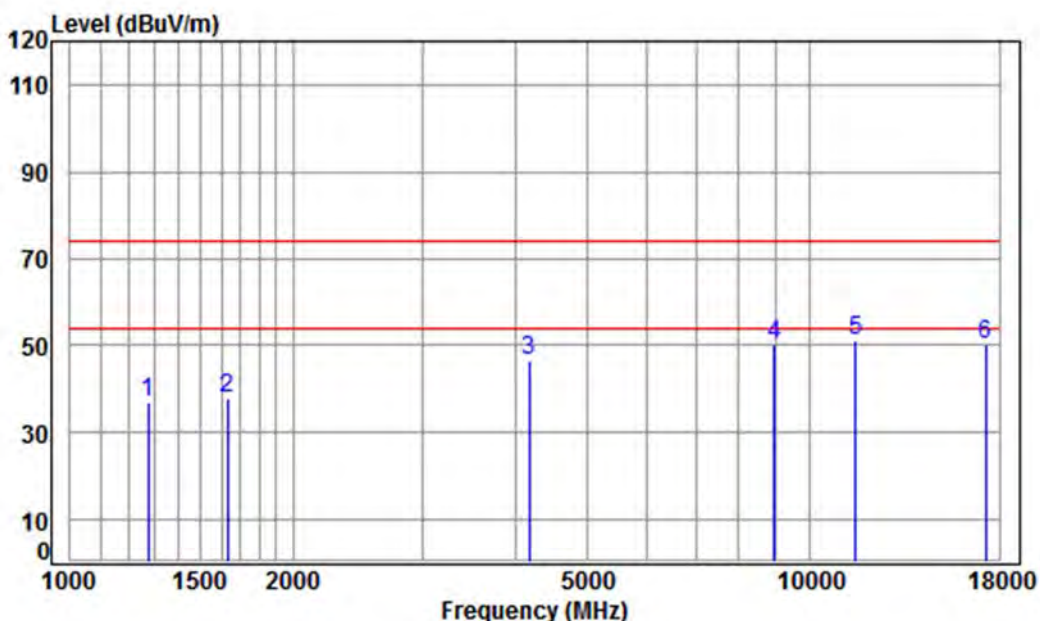
SGS-CSTC Standards Technical Services Co., Ltd.
Shenzhen Branch

Report No.: SZEM180200138702

Page: 109 of 818

Test mode:	802.11n(HT40)	Frequency(MHz):	5755	Peak	Vertical
------------	---------------	-----------------	------	------	----------

S



Condition: 3m VERTICAL

Job No : 2939RG

Mode : 5755 TX RSE

: Ant 1 5G WIFI 11N(40) CH151

	Freq	Cable Loss	Ant Factor	Preamp Factor	Read Level	Level	Limit	Over Limit	Remark
	MHz	dB	dB/m	dB	dBuV	dBuV/m	dBuV/m	dB	
1	1274.802	4.71	24.84	41.24	48.53	36.84	74.00	-37.16	peak
2	1629.825	5.31	26.38	41.49	47.60	37.80	74.00	-36.20	peak
3	4169.698	7.18	33.60	42.36	48.24	46.66	74.00	-27.34	peak
4	8943.274	10.39	36.53	38.70	42.03	50.25	74.00	-23.75	peak
5	pp11510.000	12.14	38.11	38.20	39.24	51.29	74.00	-22.71	peak
6	17265.000	16.12	43.12	40.51	31.51	50.24	74.00	-23.76	peak

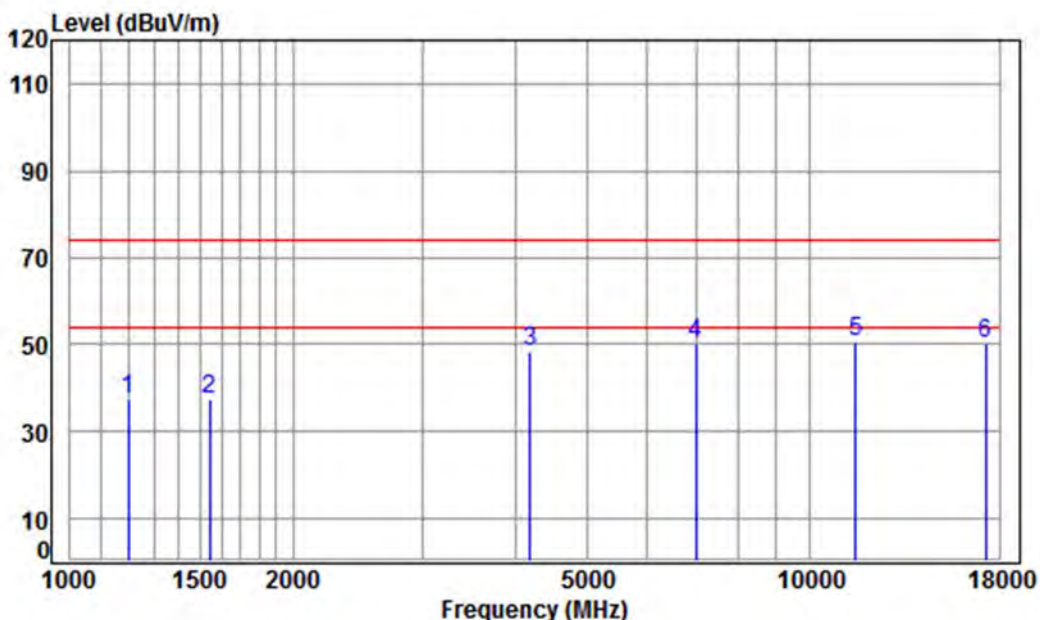


SGS-CSTC Standards Technical Services Co., Ltd.
Shenzhen Branch

Report No.: SZEM180200138702

Page: 110 of 818

Test mode:	802.11n(HT40)	Frequency(MHz):	5755	Peak	Horizontal
------------	---------------	-----------------	------	------	------------



Condition: 3m HORIZONTAL

Job No : 2939RG

Mode : 5755 TX RSE

: Ant 1 5G WIFI 11N(40) CH151

	Freq	Cable Loss	Ant Factor	Preamp Factor	Read Level	Level	Limit	Over Limit	Remark
	MHz	dB	dB/m	dB	dBuV	dBuV/m	dBuV/m	dB	
1	1199.726	4.42	24.48	41.18	49.48	37.20	74.00	-36.80	peak
2	1542.733	5.42	26.00	41.43	47.48	37.47	74.00	-36.53	peak
3	4181.768	7.20	33.60	42.36	49.71	48.15	74.00	-25.85	peak
4	7015.420	10.13	36.49	40.84	44.34	50.12	74.00	-23.88	peak
5	pp11510.000	12.14	38.11	38.20	38.62	50.67	74.00	-23.33	peak
6	17265.000	16.12	43.12	40.51	31.47	50.20	74.00	-23.80	peak

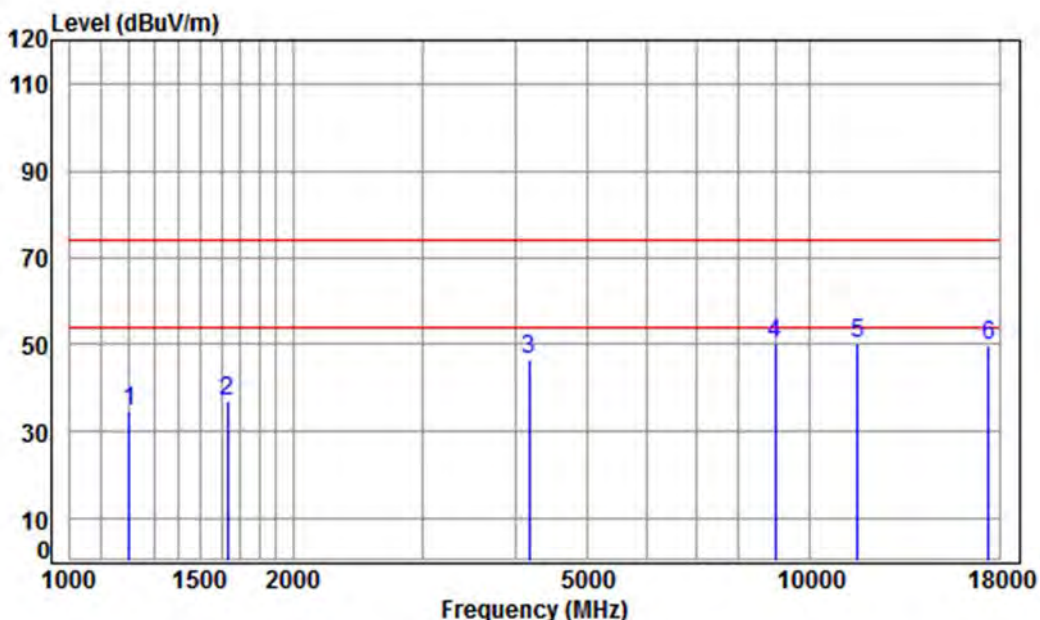


SGS-CSTC Standards Technical Services Co., Ltd.
Shenzhen Branch

Report No.: SZEM180200138702

Page: 111 of 818

Test mode:	802.11n(HT40)	Frequency(MHz):	5795	Peak	Vertical
------------	---------------	-----------------	------	------	----------



Condition: 3m VERTICAL

Job No : 2939RG

Mode : 5795 TX RSE

: Ant 1 5G WIFI 11N(40) CH159

	Freq	Cable Loss	Ant Factor	Preamp Factor	Read Level	Level	Limit	Over	Remark
	MHz	dB	dB/m	dB	dBuV	dBuV/m	dBuV/m	dB	
1	1203.199	4.43	24.49	41.19	47.00	34.73	74.00	-39.27	peak
2	1629.825	5.31	26.38	41.49	46.79	36.99	74.00	-37.01	peak
3	4169.698	7.18	33.60	42.36	47.91	46.33	74.00	-27.67	peak
4	8969.161	10.39	36.56	38.66	41.74	50.03	74.00	-23.97	peak
5	pp11590.000	12.17	38.19	38.25	38.26	50.37	74.00	-23.63	peak
6	17385.000	15.85	43.26	40.60	31.05	49.56	74.00	-24.44	peak

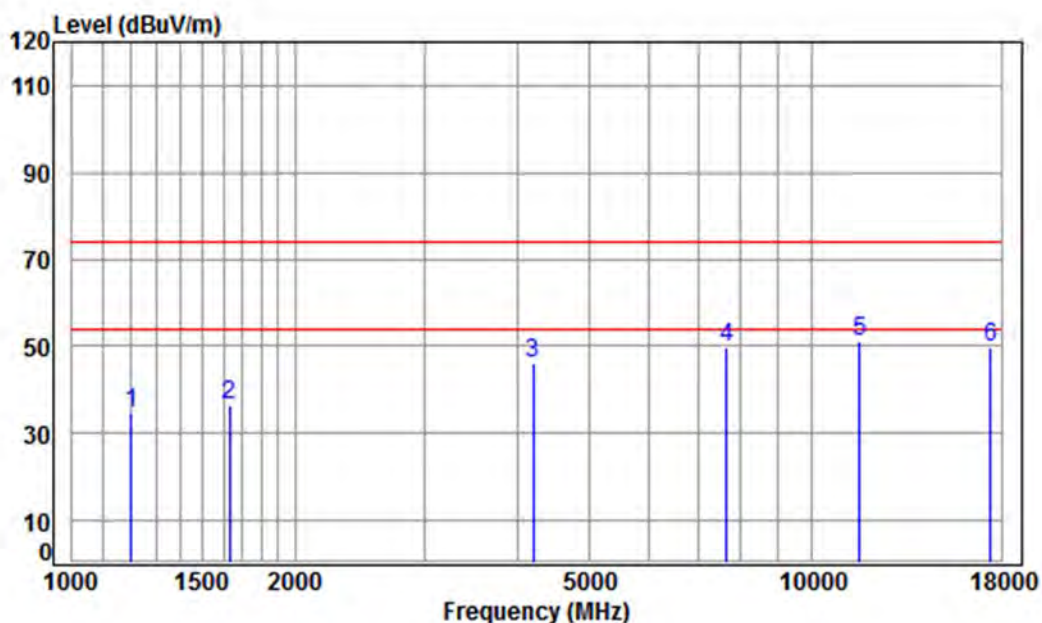


SGS-CSTC Standards Technical Services Co., Ltd.
Shenzhen Branch

Report No.: SZEM180200138702

Page: 112 of 818

Test mode:	802.11n(HT40)	Frequency(MHz):	5795	Peak	Horizontal
------------	---------------	-----------------	------	------	------------



Condition: 3m HORIZONTAL

Job No : 2939RG

Mode : 5795 TX RSE

: Ant 1 5G WIFI 11N(40) CH159

	Freq	Cable Loss	Ant Factor	Preamp Factor	Read Level	Level	Limit Line	Over Limit	Remark
	MHz	dB	dB/m	dB	dBuV	dBuV/m	dBuV/m	dB	
1	1203.199	4.43	24.49	41.19	46.80	34.53	74.00	-39.47	peak
2	1629.825	5.31	26.38	41.49	46.17	36.37	74.00	-37.63	peak
3	4193.872	7.21	33.60	42.36	47.57	46.02	74.00	-27.98	peak
4	7650.888	9.98	36.39	40.42	43.88	49.83	74.00	-24.17	peak
5	pp11590.000	12.17	38.19	38.25	38.90	51.01	74.00	-22.99	peak
6	17385.000	15.85	43.26	40.60	31.40	49.91	74.00	-24.09	peak

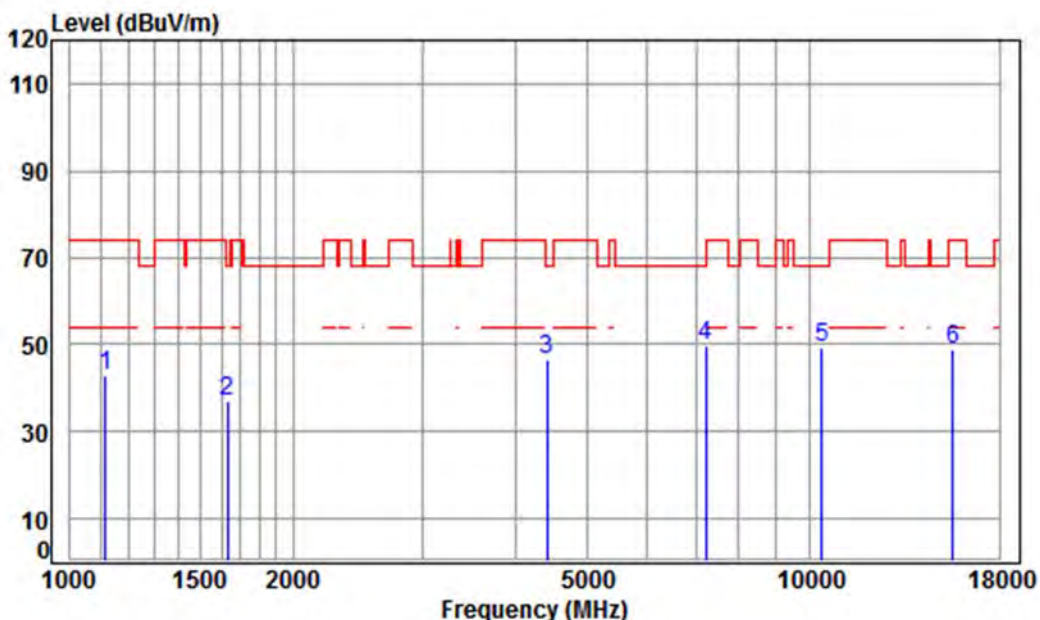


SGS-CSTC Standards Technical Services Co., Ltd.
Shenzhen Branch

Report No.: SZEM180200138702

Page: 113 of 818

Test mode:	802.11ac(HT40)	Frequency(MHz):	5190	Peak	Vertical
------------	----------------	-----------------	------	------	----------



Condition: 3m VERTICAL

Job No : 2939RG

Mode : 5190 TX RSE

: Ant 2 5G WIFI 11AC(40) CH38

	Freq	Cable Loss	Ant Factor	Preamp Factor	Read Level	Level	Limit	Over	Remark
	MHz	dB	dB/m	dB	dBuV	dBuV/m	dBuV/m	dB	
1	1116.093	4.07	24.05	41.11	55.90	42.91	74.00	-31.09	peak
2	1629.825	5.31	26.38	41.49	46.71	36.91	68.20	-31.29	peak
3	4405.090	7.46	33.60	42.40	47.79	46.45	68.20	-21.75	peak
4 pp	7221.150	10.07	36.41	40.70	43.96	49.74	68.20	-18.46	peak
5	10380.000	11.21	37.22	37.47	38.24	49.20	68.20	-19.00	peak
6	15570.000	14.35	41.37	39.03	32.32	49.01	74.00	-24.99	peak

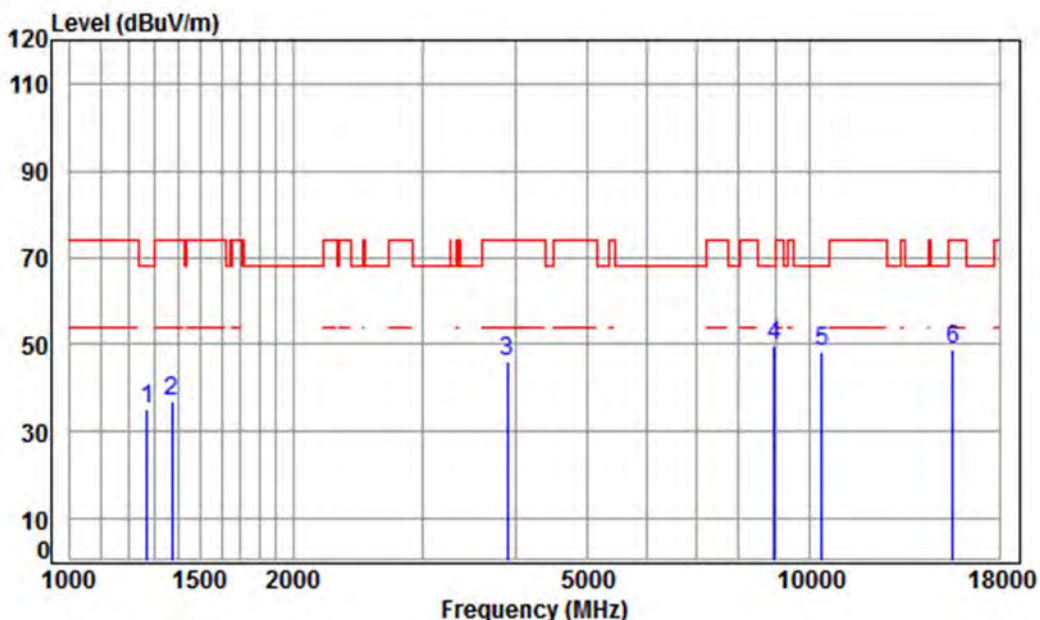


SGS-CSTC Standards Technical Services Co., Ltd.
Shenzhen Branch

Report No.: SZEM180200138702

Page: 114 of 818

Test mode:	802.11ac(HT40)	Frequency(MHz):	5190	Peak	Horizontal
------------	----------------	-----------------	------	------	------------



Condition: 3m HORIZONTAL

Job No : 2939RG

Mode : 5190 TX RSE

: Ant 2 5G WIFI 11AC(40) CH38

	Freq	Cable Loss	Ant Factor	Preamp Factor	Read Level	Level	Limit	Over	Remark
	MHz	dB	dB/m	dB	dBuV	dBuV/m	dBuV/m	dB	
1	1271.123	4.69	24.82	41.24	47.00	35.27	68.20	-32.93	peak
2	1374.295	5.06	25.28	41.32	47.84	36.86	74.00	-37.14	peak
3	3901.516	6.88	33.34	42.31	48.20	46.11	74.00	-27.89	peak
4 pp	8943.274	10.39	36.53	38.70	41.66	49.88	68.20	-18.32	peak
5	10380.000	11.21	37.22	37.47	37.61	48.57	68.20	-19.63	peak
6	15570.000	14.35	41.37	39.03	32.26	48.95	74.00	-25.05	peak

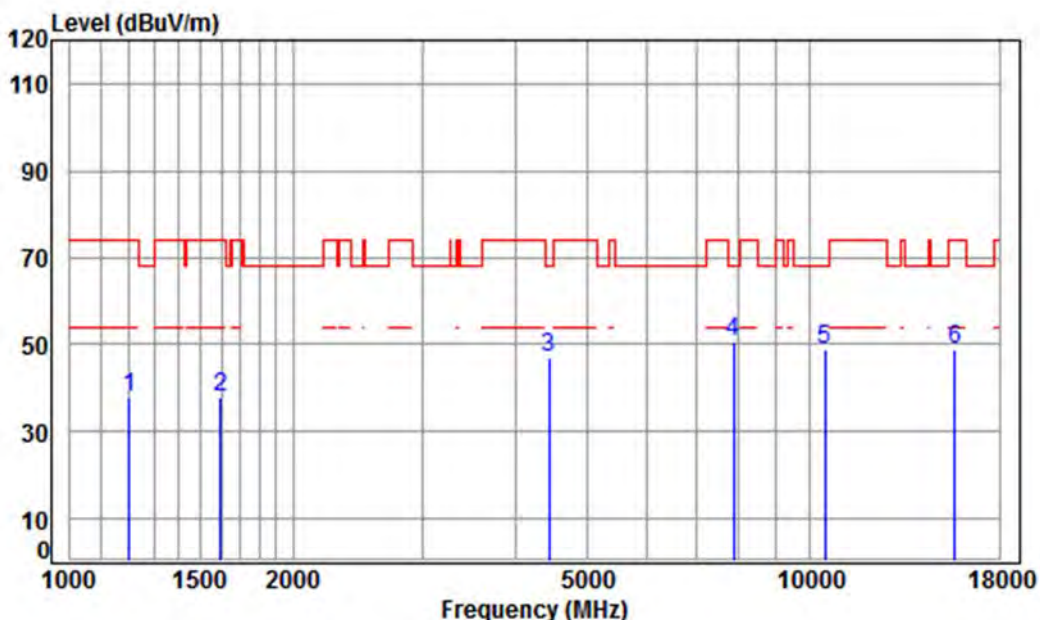


SGS-CSTC Standards Technical Services Co., Ltd.
Shenzhen Branch

Report No.: SZEM180200138702

Page: 115 of 818

Test mode:	802.11ac(HT40)	Frequency(MHz):	5230	Peak	Vertical
------------	----------------	-----------------	------	------	----------



Condition: 3m VERTICAL

Job No : 2939RG

Mode : 5230 TX RSE

: Ant 2 5G WIFI 11AC(40) CH46

	Freq	Cable Loss	Ant Factor	Preamp Factor	Read Level	Level	Limit	Over	Remark
	MHz	dB	dB/m	dB	dBuV	dBuV/m	dBuV/m	dB	
1	1203.199	4.43	24.49	41.19	50.35	38.08	74.00	-35.92	peak
2	1597.181	5.35	26.24	41.47	47.53	37.65	74.00	-36.35	peak
3	4430.628	7.48	33.60	42.41	48.51	47.18	68.20	-21.02	peak
4 pp	7875.254	9.96	36.53	40.28	44.34	50.55	68.20	-17.65	peak
5	10460.000	11.26	37.14	37.52	37.91	48.79	68.20	-19.41	peak
6	15690.000	14.53	41.32	39.14	32.16	48.87	74.00	-25.13	peak

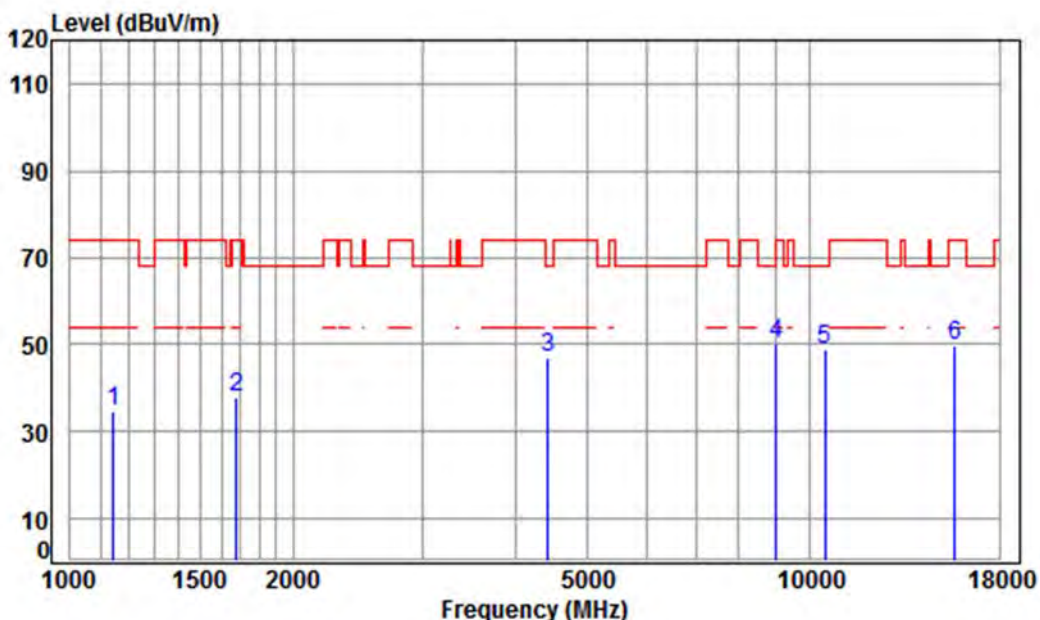


SGS-CSTC Standards Technical Services Co., Ltd.
Shenzhen Branch

Report No.: SZEM180200138702

Page: 116 of 818

Test mode:	802.11ac(HT40)	Frequency(MHz):	5230	Peak	Horizontal
------------	----------------	-----------------	------	------	------------



Condition: 3m HORIZONTAL

Job No : 2939RG

Mode : 5230 TX RSE

: Ant 2 5G WIFI 11AC(40) CH46

	Freq	Cable Loss	Ant Factor	Preamp Factor	Read Level	Level	Limit	Over	Remark
	MHz	dB	dB/m	dB	dBuV	dBuV/m	dBuV/m	dB	
1	1145.507	4.20	24.20	41.14	47.58	34.84	74.00	-39.16	peak
2	1677.621	5.25	26.58	41.52	47.34	37.65	74.00	-36.35	peak
3	4417.841	7.47	33.60	42.40	48.21	46.88	68.20	-21.32	peak
4 pp	8995.123	10.40	36.59	38.62	41.86	50.23	68.20	-17.97	peak
5	10460.000	11.26	37.14	37.52	38.10	48.98	68.20	-19.22	peak
6	15690.000	14.53	41.32	39.14	32.90	49.61	74.00	-24.39	peak

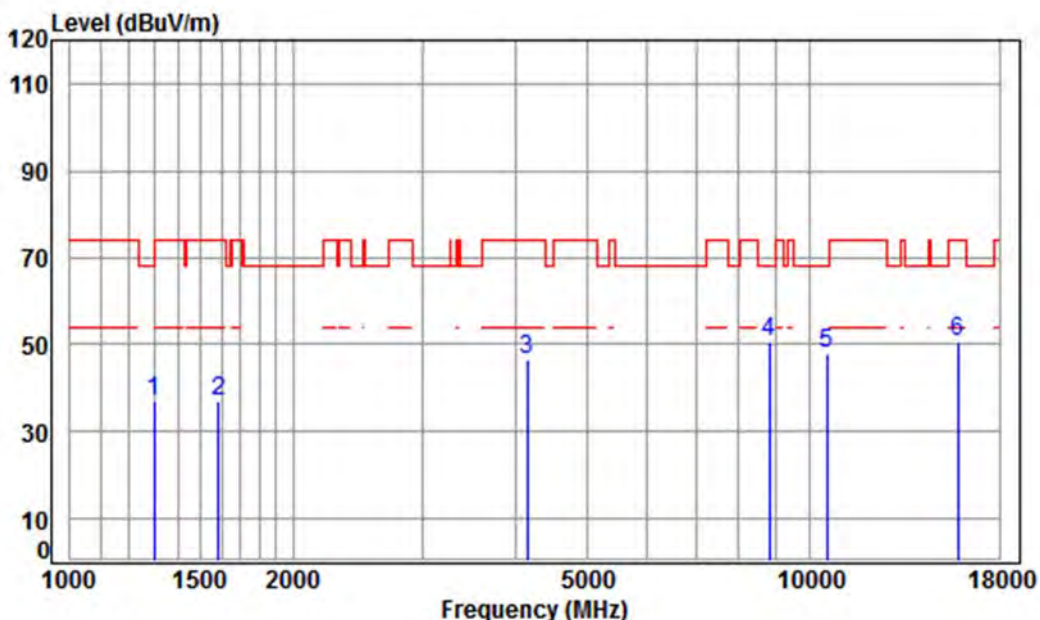


SGS-CSTC Standards Technical Services Co., Ltd.
Shenzhen Branch

Report No.: SZEM180200138702

Page: 117 of 818

Test mode:	802.11ac(HT40)	Frequency(MHz):	5270	Peak	Vertical
------------	----------------	-----------------	------	------	----------



Condition: 3m VERTICAL

Job No : 2939RG

Mode : 5270 TX RSE

: Ant 2 5G WIFI 11AC(40) CH54

	Freq	Cable Loss	Ant Factor	Preamp Factor	Read Level	Level	Limit	Over	Remark
	MHz	dB	dB/m	dB	dBuV	dBuV/m	dBuV/m	dB	
1	1297.103	4.79	24.94	41.26	48.31	36.78	68.20	-31.42	peak
2	1587.975	5.37	26.20	41.46	46.65	36.76	74.00	-37.24	peak
3	4145.664	7.16	33.60	42.35	47.97	46.38	74.00	-27.62	peak
4 pp	8814.957	10.35	36.38	38.90	42.75	50.58	68.20	-17.62	peak
5	10540.000	11.32	37.15	37.57	37.09	47.99	68.20	-20.21	peak
6	15810.000	14.71	41.28	39.25	33.74	50.48	74.00	-23.52	peak

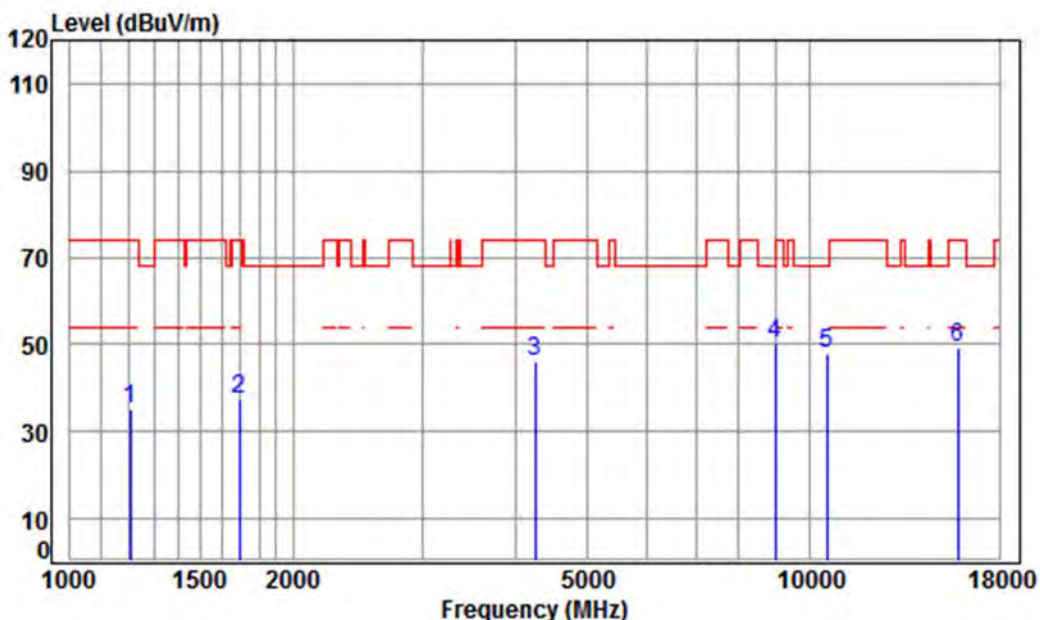


SGS-CSTC Standards Technical Services Co., Ltd.
Shenzhen Branch

Report No.: SZEM180200138702

Page: 118 of 818

Test mode:	802.11ac(HT40)	Frequency(MHz):	5270	Peak	Horizontal
------------	----------------	-----------------	------	------	------------



Condition: 3m HORIZONTAL

Job No : 2939RG

Mode : 5270 TX RSE

: Ant 2 5G WIFI 11AC(40) CH54

	Freq	Cable Loss	Ant Factor	Preamp Factor	Read Level	Level	Limit	Over	Remark
	MHz	dB	dB/m	dB	dBuV	dBuV/m	dBuV/m	dB	
1	1206.682	4.44	24.51	41.19	47.59	35.35	74.00	-38.65	peak
2	1692.231	5.24	26.64	41.53	47.19	37.54	74.00	-36.46	peak
3	4242.641	7.27	33.60	42.37	47.79	46.29	74.00	-27.71	peak
4 pp	8969.161	10.39	36.56	38.66	41.87	50.16	68.20	-18.04	peak
5	10540.000	11.32	37.15	37.57	37.24	48.14	68.20	-20.06	peak
6	15810.000	14.71	41.28	39.25	32.70	49.44	74.00	-24.56	peak

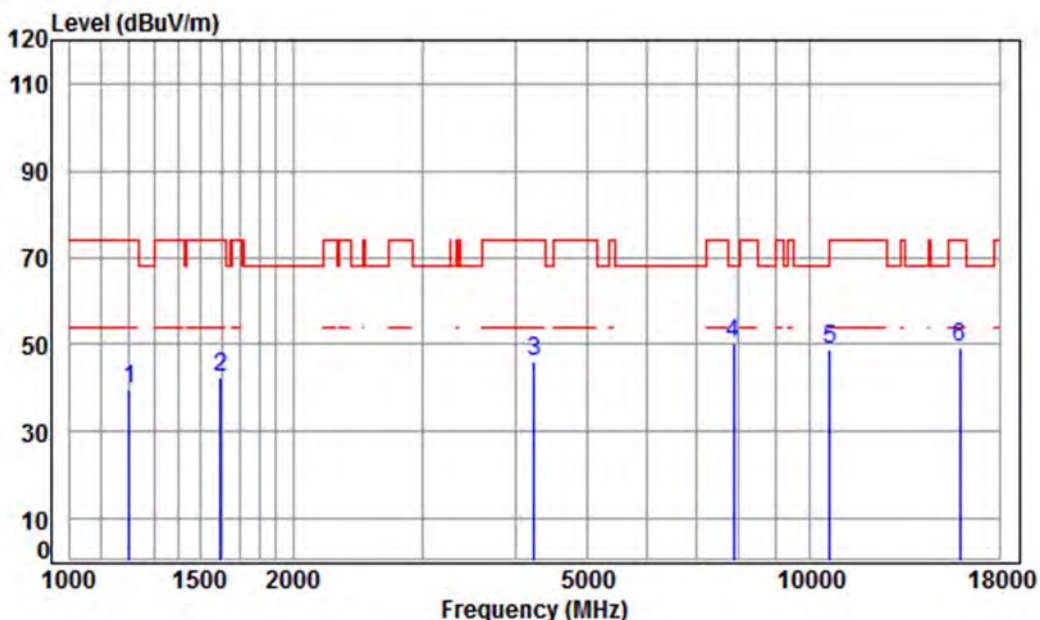


SGS-CSTC Standards Technical Services Co., Ltd.
Shenzhen Branch

Report No.: SZEM180200138702

Page: 119 of 818

Test mode:	802.11ac(HT40)	Frequency(MHz):	5310	Peak	Vertical
------------	----------------	-----------------	------	------	----------



Condition: 3m VERTICAL

Job No : 2939RG

Mode : 5310 TX RSE

: Ant 2 5G WIFI 11AC(40) CH62

	Freq	Cable Loss	Ant Factor	Preamp Factor	Read Level	Level	Limit	Over	Remark
	MHz	dB	dB/m	dB	dBuV	dBuV/m	dBuV/m	dB	
1	1203.199	4.43	24.49	41.19	51.96	39.69	74.00	-34.31	peak
2	1597.181	5.35	26.24	41.47	52.42	42.54	74.00	-31.46	peak
3	4230.396	7.26	33.60	42.37	47.72	46.21	74.00	-27.79	peak
4 pp	7875.254	9.96	36.53	40.28	43.98	50.19	68.20	-18.01	peak
5	10620.000	11.37	37.25	37.63	37.82	48.81	74.00	-25.19	peak
6	15930.000	14.89	41.23	39.36	32.44	49.20	74.00	-24.80	peak

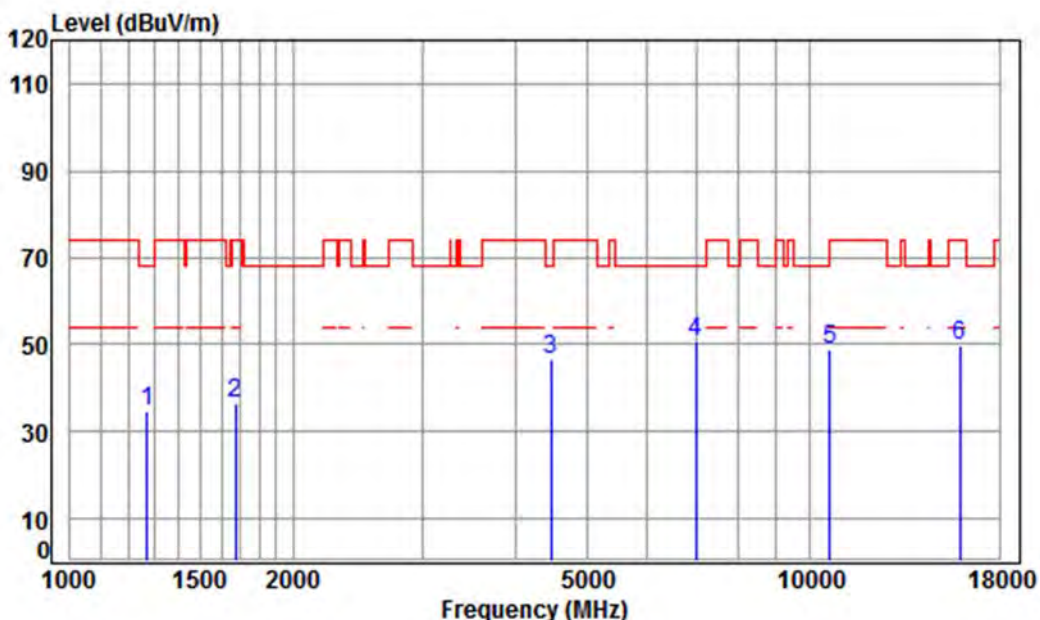


SGS-CSTC Standards Technical Services Co., Ltd.
Shenzhen Branch

Report No.: SZEM180200138702

Page: 120 of 818

Test mode:	802.11ac(HT40)	Frequency(MHz):	5310	Peak	Horizontal
------------	----------------	-----------------	------	------	------------



Condition: 3m HORIZONTAL

Job No : 2939RG

Mode : 5310 TX RSE

: Ant 2 5G WIFI 11AC(40) CH62

	Freq	Cable Loss	Ant Factor	Preamp Factor	Read Level	Level	Limit	Over	Remark
	MHz	dB	dB/m	dB	dBuV	dBuV/m	dBuV/m	dB	
1	1271.123	4.69	24.82	41.24	46.27	34.54	68.20	-33.66	peak
2	1672.779	5.26	26.56	41.52	46.16	36.46	74.00	-37.54	peak
3	4469.214	7.53	33.60	42.41	47.72	46.44	68.20	-21.76	peak
4 pp	7015.420	10.13	36.49	40.84	44.68	50.46	68.20	-17.74	peak
5	10620.000	11.37	37.25	37.63	37.85	48.84	74.00	-25.16	peak
6	15930.000	14.89	41.23	39.36	32.77	49.53	74.00	-24.47	peak

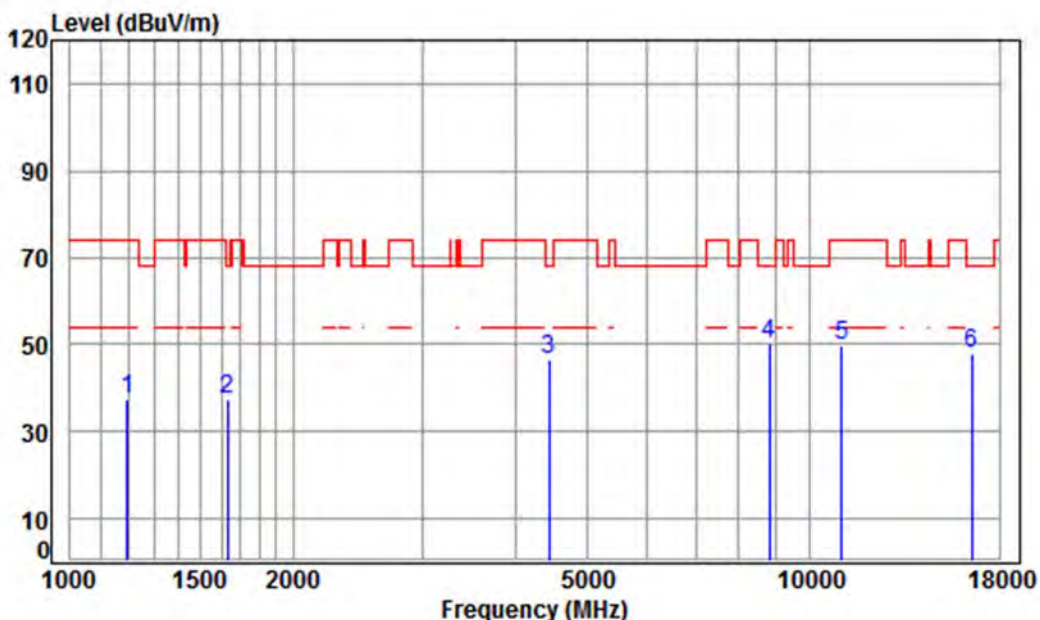


SGS-CSTC Standards Technical Services Co., Ltd.
Shenzhen Branch

Report No.: SZEM180200138702

Page: 121 of 818

Test mode:	802.11ac(HT40)	Frequency(MHz):	5510	Peak	Vertical
------------	----------------	-----------------	------	------	----------



Condition: 3m VERTICAL

Job No : 2939RG

Mode : 5510 TX RSE

: Ant 2 5G WIFI 11AC(40) CH102

	Freq	Cable Loss	Ant Factor	Preamp Factor	Read Level	Level	Limit	Over	Remark
	MHz	dB	dB/m	dB	dBuV	dBuV/m	dBuV/m	dB	
1	1196.264	4.40	24.46	41.18	49.85	37.53	74.00	-36.47	peak
2	1629.825	5.31	26.38	41.49	47.01	37.21	68.20	-30.99	peak
3	4430.628	7.48	33.60	42.41	48.01	46.68	68.20	-21.52	peak
4 pp	8814.957	10.35	36.38	38.90	42.59	50.42	68.20	-17.78	peak
5	11020.000	11.65	37.72	37.89	38.12	49.60	74.00	-24.40	peak
6	16530.000	14.63	42.71	39.89	30.52	47.97	68.20	-20.23	peak

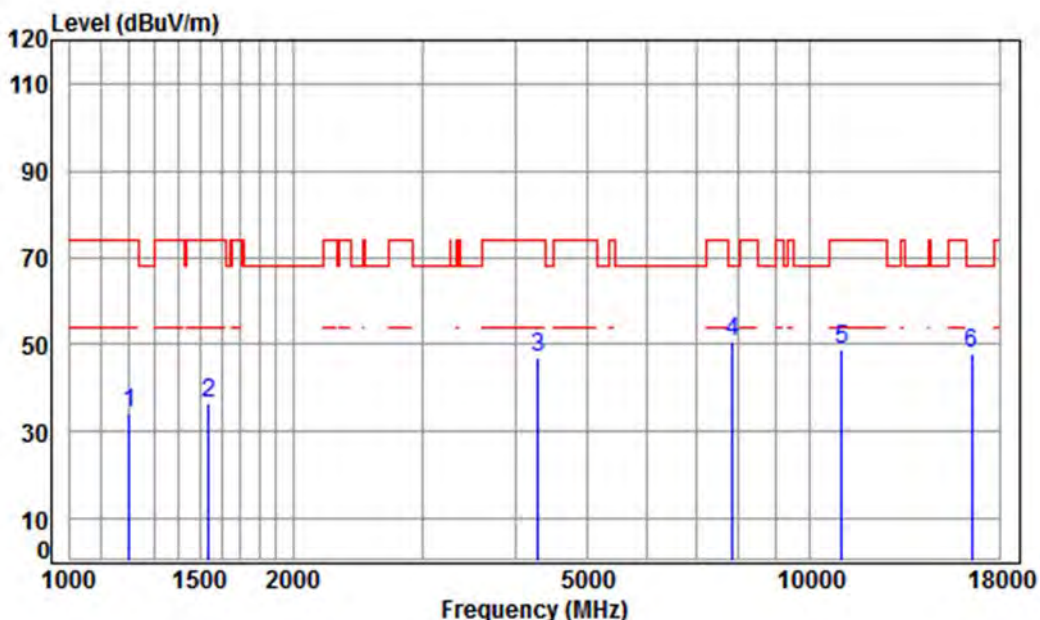


SGS-CSTC Standards Technical Services Co., Ltd.
Shenzhen Branch

Report No.: SZEM180200138702

Page: 122 of 818

Test mode:	802.11ac(HT40)	Frequency(MHz):	5510	Peak	Horizontal
------------	----------------	-----------------	------	------	------------



Condition: 3m HORIZONTAL

Job No : 2939RG

Mode : 5510 TX RSE

: Ant 2 5G WIFI 11AC(40) CH102

	Freq	Cable Loss	Ant Factor	Preamp Factor	Read Level	Level	Limit	Over	Remark
	MHz	dB	dB/m	dB	dBuV	dBuV/m	dBuV/m	dB	
1	1203.199	4.43	24.49	41.19	46.63	34.36	74.00	-39.64	peak
2	1538.281	5.43	25.98	41.43	46.55	36.53	74.00	-37.47	peak
3	4291.977	7.33	33.60	42.38	48.59	47.14	74.00	-26.86	peak
4 pp	7852.524	9.96	36.51	40.29	44.47	50.65	68.20	-17.55	peak
5	11020.000	11.65	37.72	37.89	37.19	48.67	74.00	-25.33	peak
6	16530.000	14.63	42.71	39.89	30.56	48.01	68.20	-20.19	peak

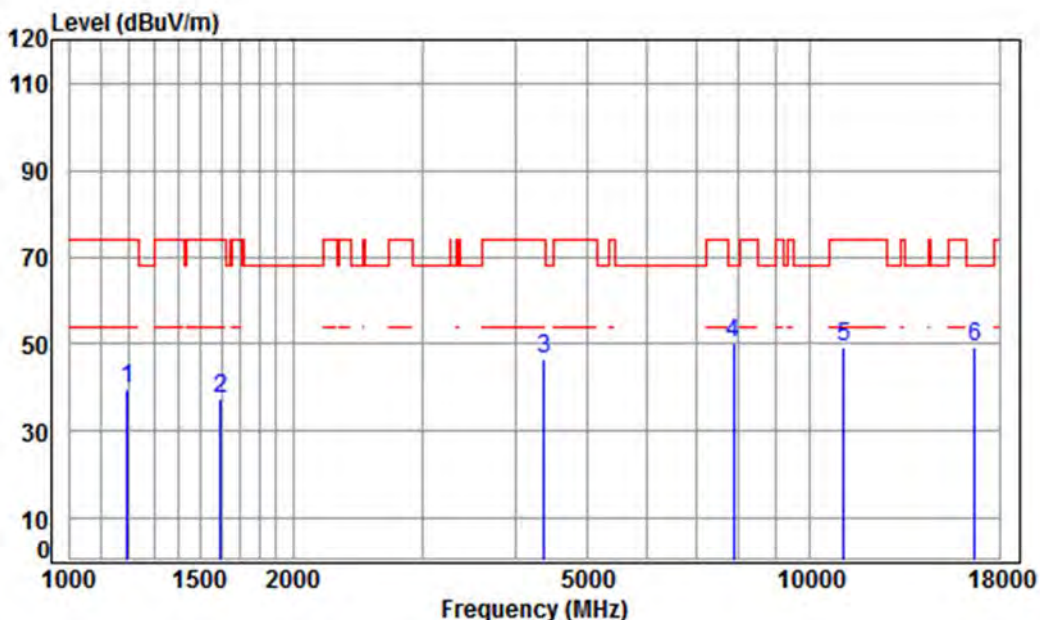


SGS-CSTC Standards Technical Services Co., Ltd.
Shenzhen Branch

Report No.: SZEM180200138702

Page: 123 of 818

Test mode:	802.11ac(HT40)	Frequency(MHz):	5550	Peak	Vertical
------------	----------------	-----------------	------	------	----------



Condition: 3m VERTICAL

Job No : 2939RG

Mode : 5550 TX RSE

: Ant 2 5G WIFI 11AC(40) CH110

		Cable	Ant	Preamp	Read	Limit	Over	
	Freq	Loss	Factor	Factor	Level	Level	Line	Remark
	MHz	dB	dB/m	dB	dBuV	dBuV/m	dBuV/m	dB
1	1196.264	4.40	24.46	41.18	51.94	39.62	74.00	-34.38 peak
2	1597.181	5.35	26.24	41.47	47.29	37.41	74.00	-36.59 peak
3	4367.058	7.41	33.60	42.39	47.70	46.32	74.00	-27.68 peak
4 pp	7875.254	9.96	36.53	40.28	44.03	50.24	68.20	-17.96 peak
5	11100.000	11.73	37.78	37.94	37.85	49.42	74.00	-24.58 peak
6	16650.000	15.17	42.73	39.99	31.38	49.29	68.20	-18.91 peak

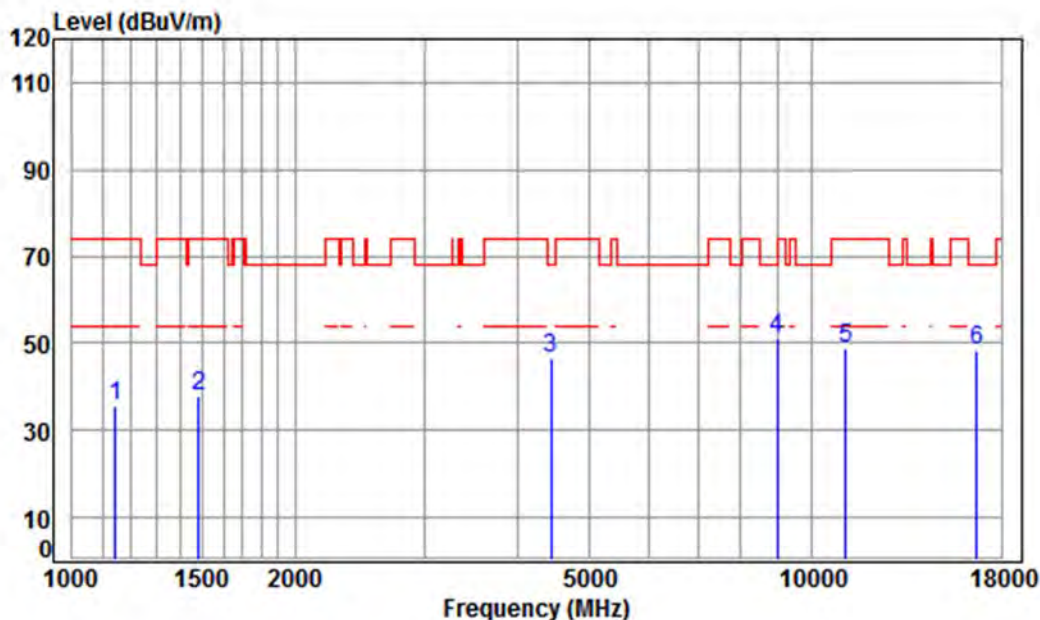


SGS-CSTC Standards Technical Services Co., Ltd.
Shenzhen Branch

Report No.: SZEM180200138702

Page: 124 of 818

Test mode:	802.11ac(HT40)	Frequency(MHz):	5550	Peak	Horizontal
------------	----------------	-----------------	------	------	------------



Condition: 3m HORIZONTAL

Job No : 2939RG

Mode : 5550 TX RSE

: Ant 2 5G WIFI 11AC(40) CH110

	Freq	Cable Loss	Ant Factor	Preamplifier Factor	Read Level	Limit Level	Limit Line	Over Limit	Remark
	MHz	dB	dB/m	dB	dBuV	dBuV/m	dBuV/m	dB	
1	1145.507	4.20	24.20	41.14	48.18	35.44	74.00	-38.56	peak
2	1481.553	5.42	25.73	41.39	48.21	37.97	74.00	-36.03	peak
3	4430.628	7.48	33.60	42.41	47.89	46.56	68.20	-21.64	peak
4 pp	8969.161	10.39	36.56	38.66	42.65	50.94	68.20	-17.26	peak
5	11100.000	11.73	37.78	37.94	37.25	48.82	74.00	-25.18	peak
6	16650.000	15.17	42.73	39.99	30.39	48.30	68.20	-19.90	peak

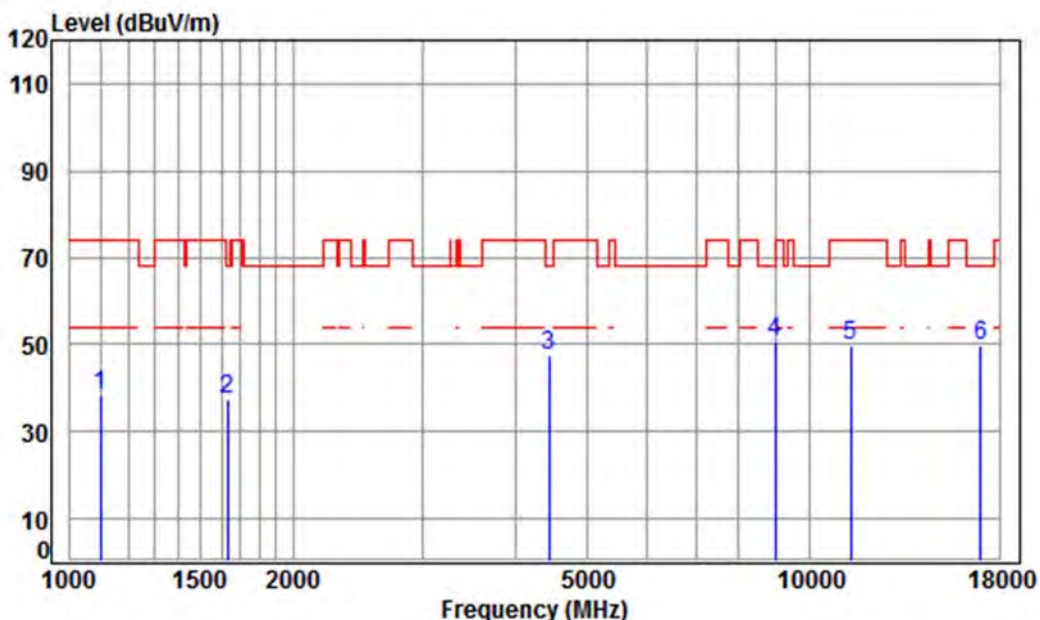


SGS-CSTC Standards Technical Services Co., Ltd.
Shenzhen Branch

Report No.: SZEM180200138702

Page: 125 of 818

Test mode:	802.11ac(HT40)	Frequency(MHz):	5670	Peak	Vertical
------------	----------------	-----------------	------	------	----------



Condition: 3m VERTICAL

Job No : 2939RG

Mode : 5670 TX RSE

: Ant 2 5G WIFI 11AC(40) CH134

	Freq	Cable Loss	Ant Factor	Preamp Factor	Read Level	Level	Limit	Over	Remark
	MHz	dB	dB/m	dB	dBuV	dBuV/m	dBuV/m	dB	
1	1100.079	4.00	23.96	41.10	51.34	38.20	74.00	-35.80	peak
2	1634.543	5.31	26.40	41.49	47.38	37.60	68.20	-30.60	peak
3	4430.628	7.48	33.60	42.41	48.71	47.38	68.20	-20.82	peak
4 pp	8969.161	10.39	36.56	38.66	42.29	50.58	68.20	-17.62	peak
5	11340.000	11.98	37.97	38.10	37.75	49.60	74.00	-24.40	peak
6	17010.000	16.69	42.81	40.29	30.30	49.51	68.20	-18.69	peak

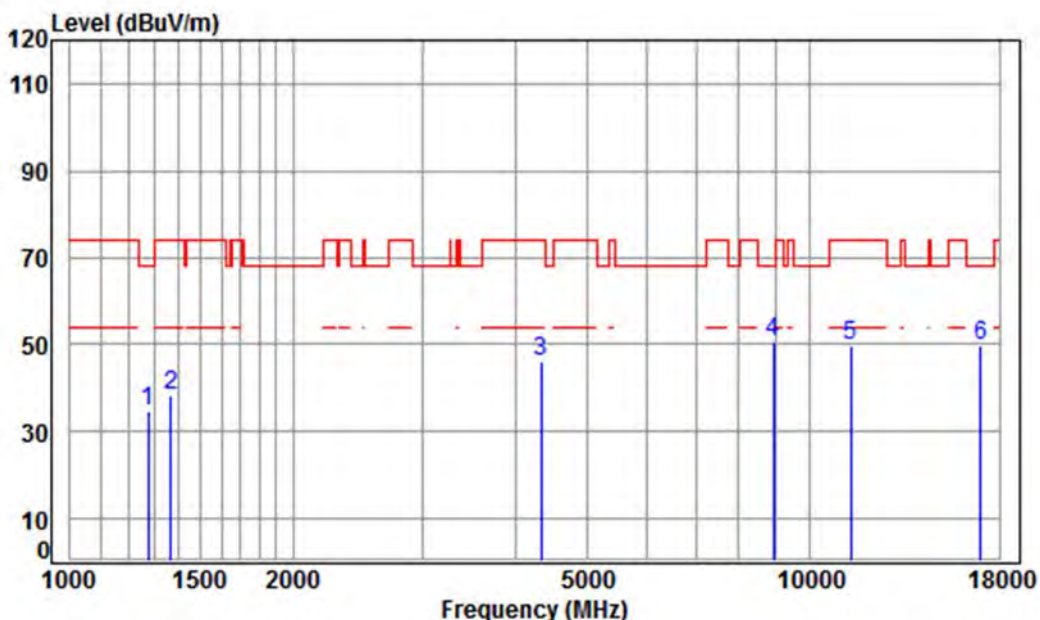


SGS-CSTC Standards Technical Services Co., Ltd.
Shenzhen Branch

Report No.: SZEM180200138702

Page: 126 of 818

Test mode:	802.11ac(HT40)	Frequency(MHz):	5670	Peak	Horizontal
------------	----------------	-----------------	------	------	------------



Condition: 3m HORIZONTAL

Job No : 2939RG

Mode : 5670 TX RSE

: Ant 2 5G WIFI 11AC(40) CH134

	Freq	Cable Loss	Ant Factor	Preamp Factor	Read Level	Level	Limit	Over	Remark
	MHz	dB	dB/m	dB	dBuV	dBuV/m	dBuV/m	dB	
1	1274.802	4.71	24.84	41.24	46.22	34.53	68.20	-33.67	peak
2	1370.328	5.05	25.26	41.32	49.18	38.17	74.00	-35.83	peak
3	4329.354	7.37	33.60	42.39	47.73	46.31	74.00	-27.69	peak
4 pp	8917.462	10.38	36.50	38.74	42.44	50.58	68.20	-17.62	peak
5	11340.000	11.98	37.97	38.10	38.02	49.87	74.00	-24.13	peak
6	17010.000	16.69	42.81	40.29	30.42	49.63	68.20	-18.57	peak

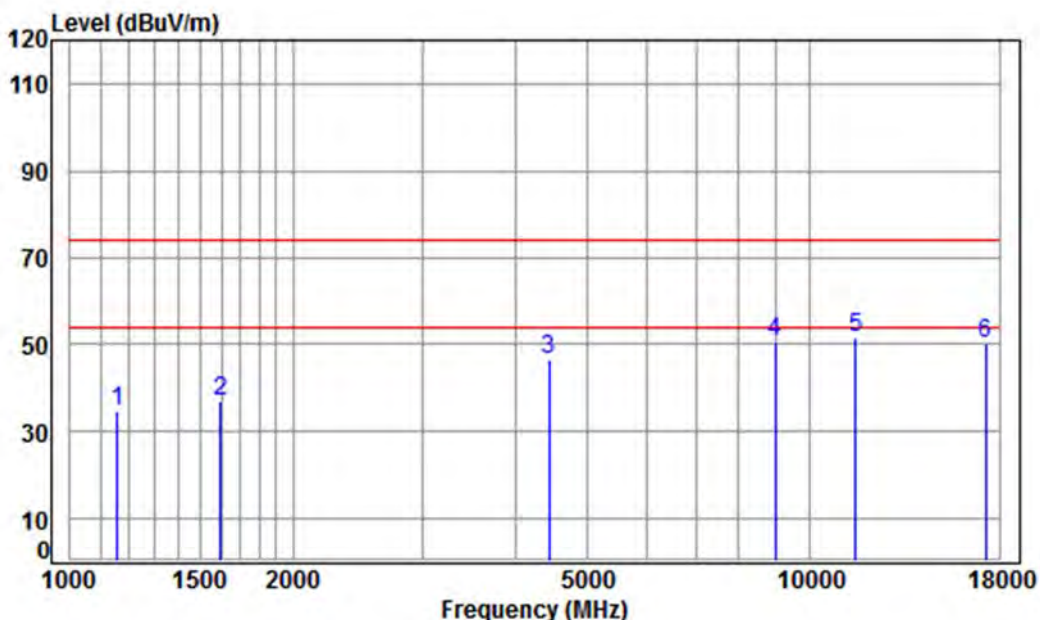


SGS-CSTC Standards Technical Services Co., Ltd.
Shenzhen Branch

Report No.: SZEM180200138702

Page: 127 of 818

Test mode:	802.11ac(HT40)	Frequency(MHz):	5755	Peak	Vertical
------------	----------------	-----------------	------	------	----------



Condition: 3m VERTICAL

Job No : 2939RG

Mode : 5755 TX RSE

: Ant 1 5G WIFI 11AC(40) CH151

	Freq	Cable Loss	Ant Factor	Preamp Factor	Read Level	Level	Limit	Over	Remark
	MHz	dB	dB/m	dB	dBuV	dBuV/m	dBuV/m	dB	
1	1158.828	4.25	24.27	41.15	47.35	34.72	74.00	-39.28	peak
2	1597.181	5.35	26.24	41.47	46.91	37.03	74.00	-36.97	peak
3	4443.453	7.50	33.60	42.41	47.69	46.38	74.00	-27.62	peak
4	8969.161	10.39	36.56	38.66	42.30	50.59	74.00	-23.41	peak
5	pp11510.000	12.14	38.11	38.20	39.29	51.34	74.00	-22.66	peak
6	17265.000	16.12	43.12	40.51	31.35	50.08	74.00	-23.92	peak

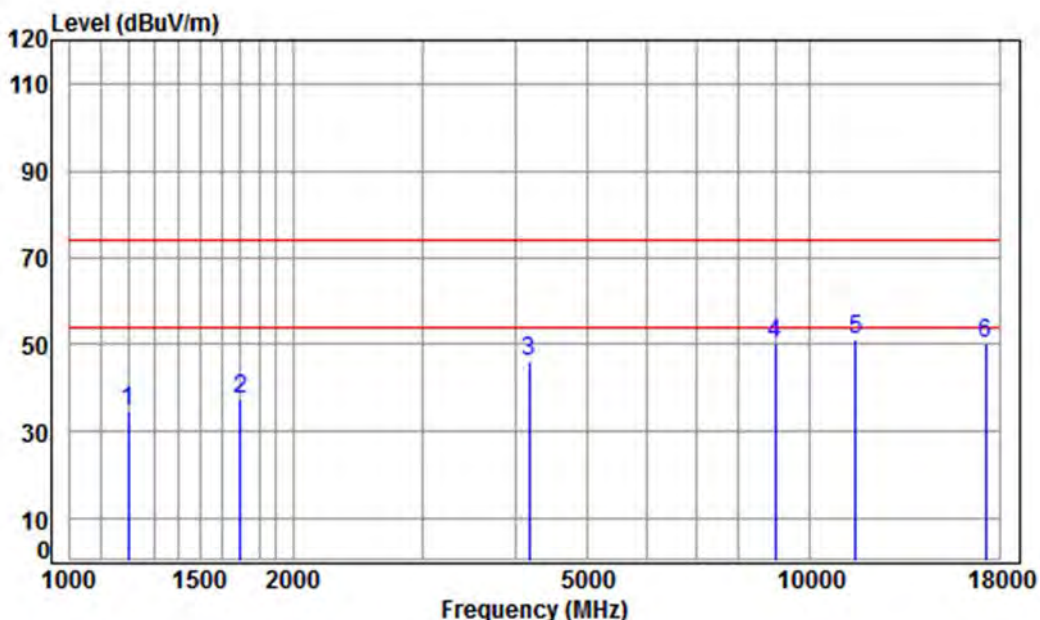


SGS-CSTC Standards Technical Services Co., Ltd.
Shenzhen Branch

Report No.: SZEM180200138702

Page: 128 of 818

Test mode:	802.11ac(HT40)	Frequency(MHz):	5755	Peak	Horizontal
------------	----------------	-----------------	------	------	------------



Condition: 3m HORIZONTAL

Job No : 2939RG

Mode : 5755 TX RSE

: Ant 1 5G WIFI 11AC(40) CH151

	Freq	Cable Loss	Ant Factor	Preamp Factor	Read Level	Level	Limit	Over	Remark
	MHz	dB	dB/m	dB	dBuV	dBuV/m	dBuV/m	dB	
1	1199.726	4.42	24.48	41.18	46.82	34.54	74.00	-39.46	peak
2	1697.129	5.23	26.66	41.53	46.84	37.20	74.00	-36.80	peak
3	4169.698	7.18	33.60	42.36	47.72	46.14	74.00	-27.86	peak
4	8969.161	10.39	36.56	38.66	41.74	50.03	74.00	-23.97	peak
5	pp11510.000	12.14	38.11	38.20	39.03	51.08	74.00	-22.92	peak
6	17265.000	16.12	43.12	40.51	31.56	50.29	74.00	-23.71	peak

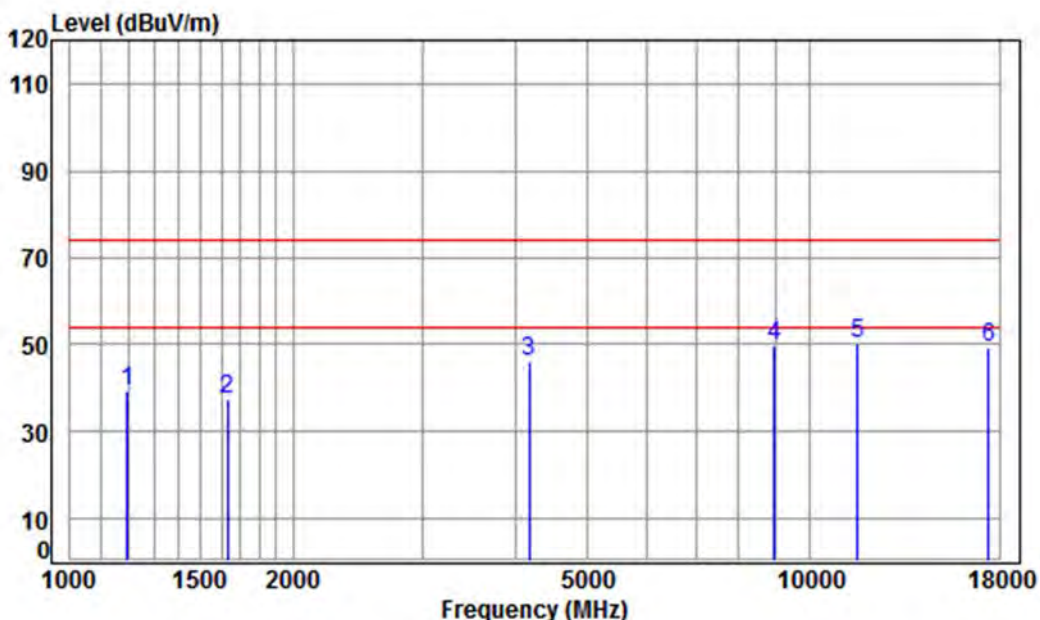


SGS-CSTC Standards Technical Services Co., Ltd.
Shenzhen Branch

Report No.: SZEM180200138702

Page: 129 of 818

Test mode:	802.11ac(HT40)	Frequency(MHz):	5795	Peak	Vertical
------------	----------------	-----------------	------	------	----------



Condition: 3m VERTICAL

Job No : 2939RG

Mode : 5795 TX RSE

: Ant 1 5G WIFI 11AC(40) CH159

	Freq	Cable Loss	Ant Factor	Preamp Factor	Read Level	Level	Limit	Over	Remark
	MHz	dB	dB/m	dB	dBuV	dBuV/m	dBuV/m	dB	
1	1196.264	4.40	24.46	41.18	51.40	39.08	74.00	-34.92	peak
2	1634.543	5.31	26.40	41.49	47.16	37.38	74.00	-36.62	peak
3	4169.698	7.18	33.60	42.36	47.76	46.18	74.00	-27.82	peak
4	8943.274	10.39	36.53	38.70	41.47	49.69	74.00	-24.31	peak
5	pp11590.000	12.17	38.19	38.25	37.88	49.99	74.00	-24.01	peak
6	17385.000	15.85	43.26	40.60	30.74	49.25	74.00	-24.75	peak

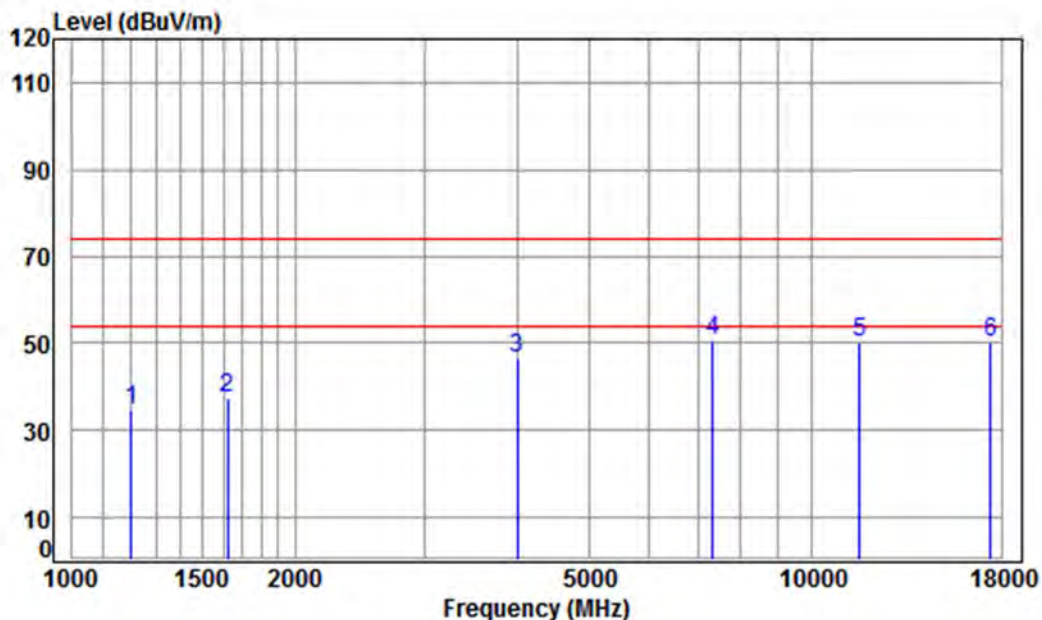


SGS-CSTC Standards Technical Services Co., Ltd.
Shenzhen Branch

Report No.: SZEM180200138702

Page: 130 of 818

Test mode:	802.11ac(HT40)	Frequency(MHz):	5795	Peak	Horizontal
------------	----------------	-----------------	------	------	------------



Condition: 3m HORIZONTAL

Job No : 2939RG

Mode : 5795 TX RSE

: Ant 1 5G WIFI 11AC(40) CH159

	Freq	Cable Loss	Ant Factor	Preamplifier Factor	Read Level	Level	Limit	Over Limit	Remark
	MHz	dB	dB/m	dB	dBuV	dBuV/m	dBuV/m	dB	
1	1203.199	4.43	24.49	41.19	46.92	34.65	74.00	-39.35	peak
2	1620.431	5.32	26.34	41.48	47.02	37.20	74.00	-36.80	peak
3	3992.781	6.97	33.58	42.32	48.42	46.65	74.00	-27.35	peak
4 pp	7326.267	10.04	36.37	40.63	44.67	50.45	74.00	-23.55	peak
5	11590.000	12.17	38.19	38.25	38.20	50.31	74.00	-23.69	peak
6	17385.000	15.85	43.26	40.60	31.62	50.13	74.00	-23.87	peak

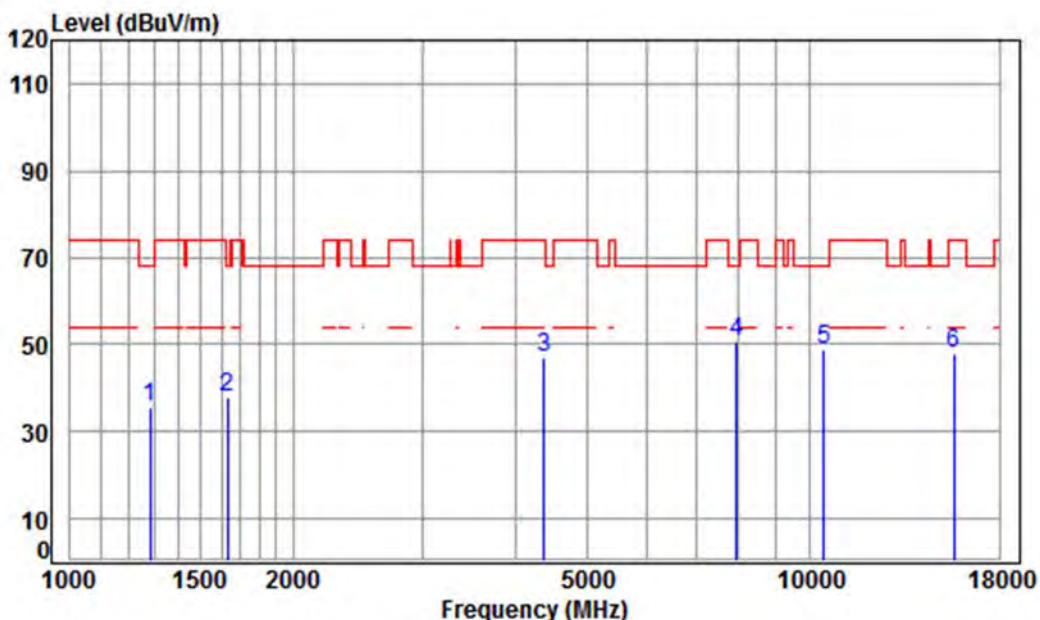


SGS-CSTC Standards Technical Services Co., Ltd.
Shenzhen Branch

Report No.: SZEM180200138702

Page: 131 of 818

Test mode:	802.11ac(HT80)	Frequency(MHz):	5210	Peak	Vertical
------------	----------------	-----------------	------	------	----------



Condition: 3m VERTICAL

Job No : 2939RG

Mode : 5210 TX RSE

: Ant 1 5G WIFI 11AC(80) CH42

	Freq	Cable Loss	Ant Factor	Preamp Factor	Read Level	Level	Limit	Over	Remark
	MHz	dB	dB/m	dB	dBuV	dBuV/m	dBuV/m	dB	
1	1282.193	4.73	24.87	41.25	47.26	35.61	68.20	-32.59	peak
2	1629.825	5.31	26.38	41.49	47.70	37.90	68.20	-30.30	peak
3	4367.058	7.41	33.60	42.39	48.33	46.95	74.00	-27.05	peak
4 pp	7943.838	9.96	36.57	40.23	44.21	50.51	68.20	-17.69	peak
5	10420.000	11.24	37.18	37.49	37.78	48.71	68.20	-19.49	peak
6	15630.000	14.44	41.35	39.09	31.40	48.10	74.00	-25.90	peak

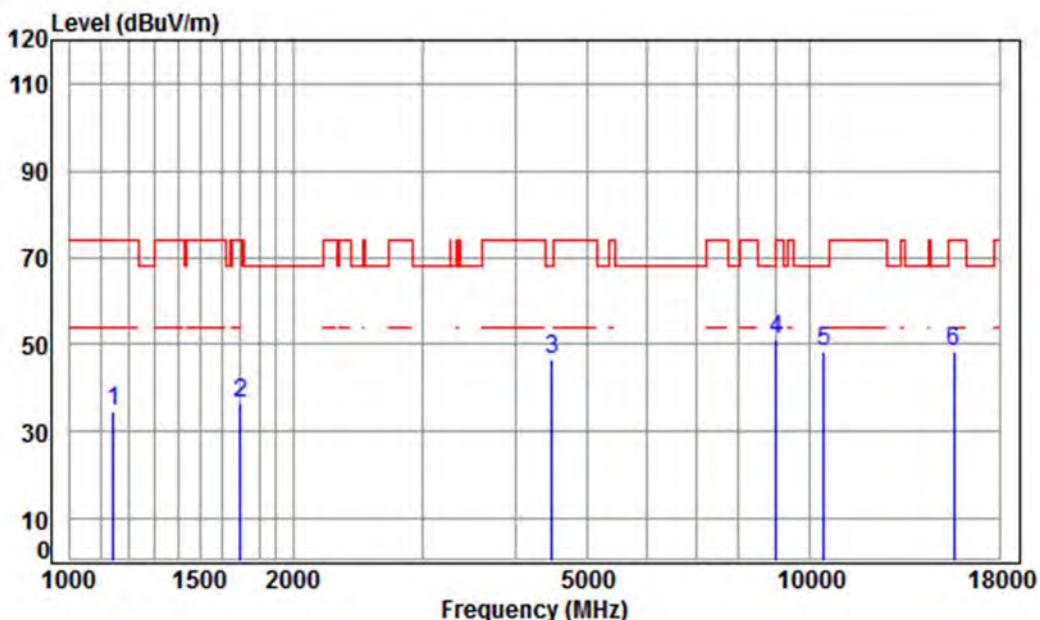


SGS-CSTC Standards Technical Services Co., Ltd.
Shenzhen Branch

Report No.: SZEM180200138702

Page: 132 of 818

Test mode:	802.11ac(HT80)	Frequency(MHz):	5210	Peak	Horizontal
------------	----------------	-----------------	------	------	------------



Condition: 3m HORIZONTAL

Job No : 2939RG

Mode : 5210 TX RSE

: Ant 1 5G WIFI 11AC(80) CH42

	Freq	Cable Loss	Ant Factor	Preamp Factor	Read Level	Level	Limit	Over	Remark
	MHz	dB	dB/m	dB	dBuV	dBuV/m	dBuV/m	dB	
1	1145.507	4.20	24.20	41.14	47.50	34.76	74.00	-39.24	peak
2	1697.129	5.23	26.66	41.53	46.24	36.60	74.00	-37.40	peak
3	4482.150	7.54	33.60	42.41	48.03	46.76	68.20	-21.44	peak
4 pp	8995.123	10.40	36.59	38.62	42.58	50.95	68.20	-17.25	peak
5	10420.000	11.24	37.18	37.49	37.56	48.49	68.20	-19.71	peak
6	15630.000	14.44	41.35	39.09	31.74	48.44	74.00	-25.56	peak

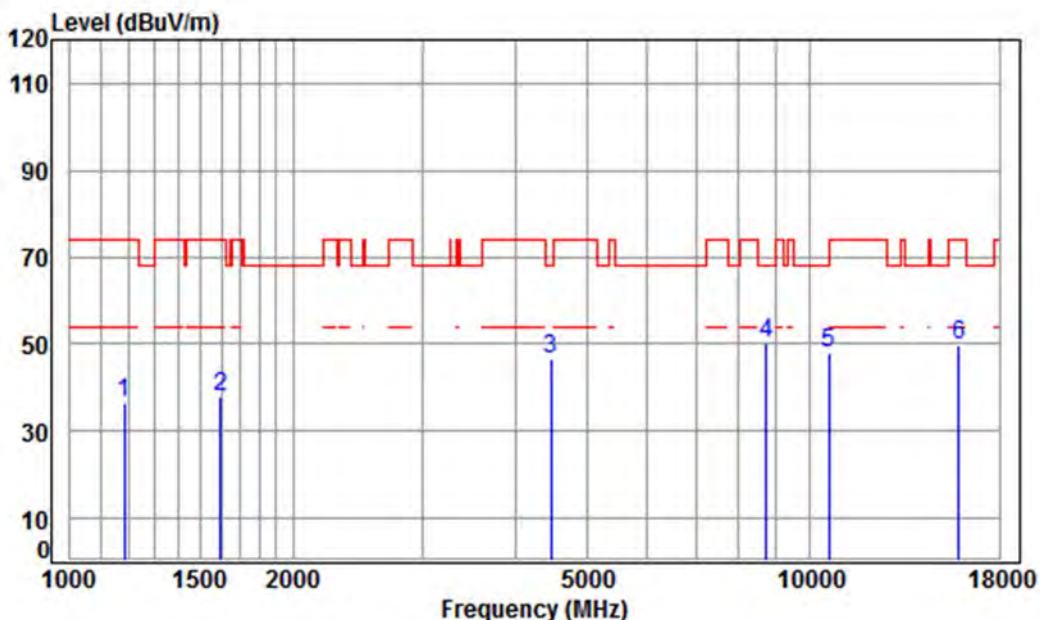


SGS-CSTC Standards Technical Services Co., Ltd. Shenzhen Branch

Report No.: SZEM180200138702

Page: 133 of 818

Test mode:	802.11ac(HT80)	Frequency(MHz):	5290	Peak	Vertical
------------	----------------	-----------------	------	------	----------



Condition: 3m VERTICAL

Job No : 2939RG

Mode : 5290 TX RSE

: Ant 1 5G WIFI 11AC(80) CH58

		Cable	Ant	Preamp	Read	Limit	Over	
	Freq	Loss	Factor	Factor	Level	Level	Line	Remark
	MHz	dB	dB/m	dB	dBuV	dBuV/m	dBuV/m	dB
1	1185.936	4.36	24.41	41.17	48.74	36.34	74.00	-37.66 peak
2	1597.181	5.35	26.24	41.47	47.77	37.89	74.00	-36.11 peak
3	4469.214	7.53	33.60	42.41	48.03	46.75	68.20	-21.45 peak
4 pp	8713.630	10.33	36.26	39.05	42.74	50.28	68.20	-17.92 peak
5	10580.000	11.35	37.20	37.60	37.13	48.08	68.20	-20.12 peak
6	15870.000	14.80	41.25	39.30	32.83	49.58	74.00	-24.42 peak

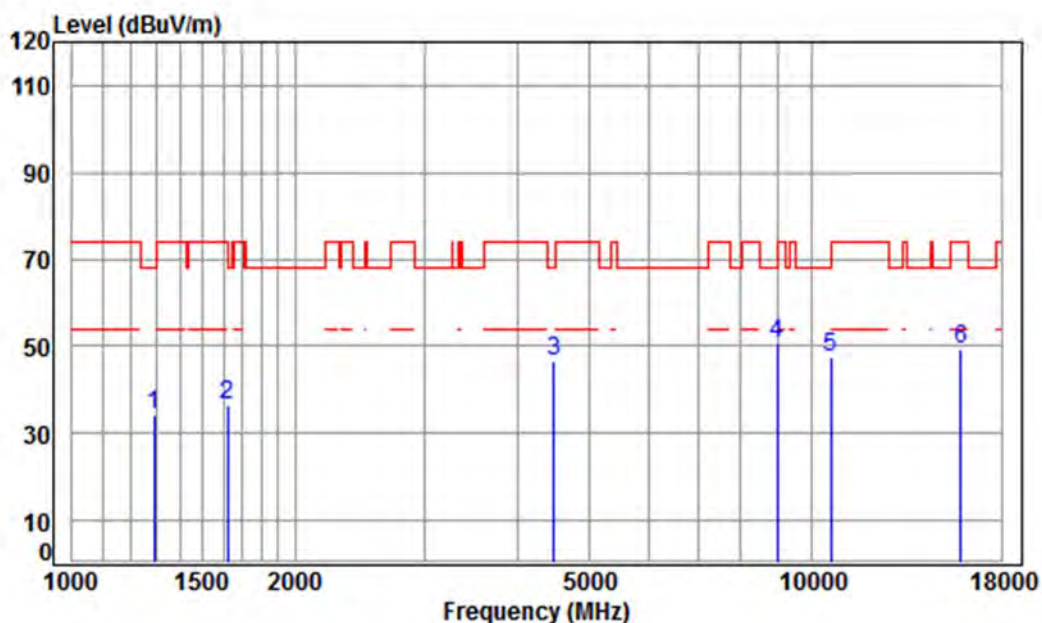


SGS-CSTC Standards Technical Services Co., Ltd.
Shenzhen Branch

Report No.: SZEM180200138702

Page: 134 of 818

Test mode:	802.11ac(HT80)	Frequency(MHz):	5290	Peak	Horizontal
------------	----------------	-----------------	------	------	------------



Condition: 3m HORIZONTAL

Job No : 2939RG

Mode : 5290 TX RSE

: Ant 1 5G WIFI 11AC(80) CH58

	Freq	Cable Loss	Ant Factor	Preamp Factor	Read Level	Level	Limit	Over	Remark
	MHz	dB	dB/m	dB	dBuV	dBuV/m	dBuV/m	dB	
1	1289.627	4.76	24.91	41.25	45.65	34.07	68.20	-34.13	peak
2	1620.431	5.32	26.34	41.48	46.51	36.69	74.00	-37.31	peak
3	4482.150	7.54	33.60	42.41	47.63	46.36	68.20	-21.84	peak
4 pp	8969.161	10.39	36.56	38.66	42.17	50.46	68.20	-17.74	peak
5	10580.000	11.35	37.20	37.60	36.71	47.66	68.20	-20.54	peak
6	15870.000	14.80	41.25	39.30	32.73	49.48	74.00	-24.52	peak

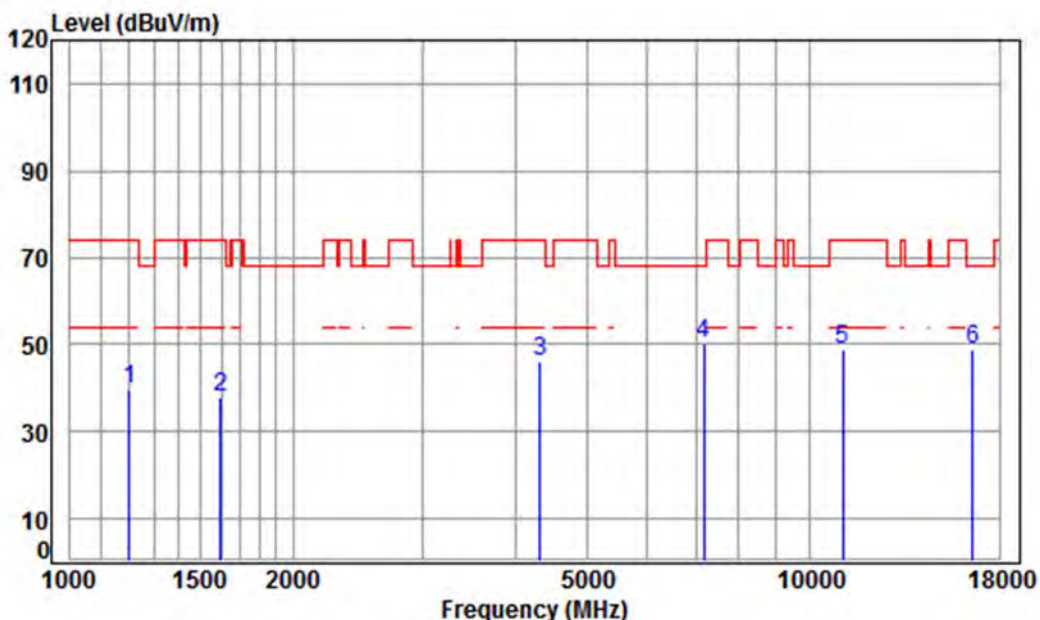


SGS-CSTC Standards Technical Services Co., Ltd.
Shenzhen Branch

Report No.: SZEM180200138702

Page: 135 of 818

Test mode:	802.11ac(HT80)	Frequency(MHz):	5530	Peak	Vertical
------------	----------------	-----------------	------	------	----------



Condition: 3m VERTICAL

Job No : 2939RG

Mode : 5530 TX RSE

: Ant 1 5G WIFI 11AC(80) CH106

	Freq	Cable Loss	Ant Factor	Preamp Factor	Read Level	Level	Limit	Over	Remark
	MHz	dB	dB/m	dB	dBuV	dBuV/m	dBuV/m	dB	
1	1203.199	4.43	24.49	41.19	52.05	39.78	74.00	-34.22	peak
2	1597.181	5.35	26.24	41.47	47.86	37.98	74.00	-36.02	peak
3	4316.859	7.36	33.60	42.38	47.66	46.24	74.00	-27.76	peak
4 pp	7179.527	10.08	36.43	40.73	44.29	50.07	68.20	-18.13	peak
5	11060.000	11.69	37.75	37.92	37.47	48.99	74.00	-25.01	peak
6	16590.000	14.90	42.72	39.94	31.29	48.97	68.20	-19.23	peak

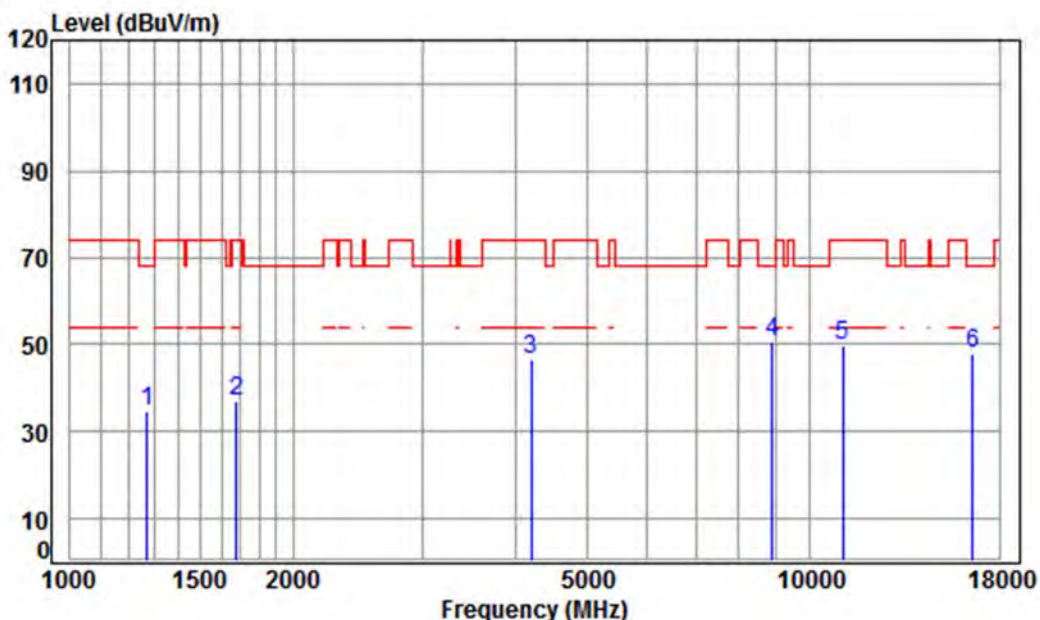


SGS-CSTC Standards Technical Services Co., Ltd.
Shenzhen Branch

Report No.: SZEM180200138702

Page: 136 of 818

Test mode:	802.11ac(HT80)	Frequency(MHz):	5530	Peak	Horizontal
------------	----------------	-----------------	------	------	------------



Condition: 3m HORIZONTAL

Job No : 2939RG

Mode : 5530 TX RSE

: Ant 1 5G WIFI 11AC(80) CH106

	Freq	Cable Loss	Ant Factor	Preamp Factor	Read Level	Level	Limit	Over	Remark
	MHz	dB	dB/m	dB	dBuV	dBuV/m	dBuV/m	dB	
1	1271.123	4.69	24.82	41.24	46.20	34.47	68.20	-33.73	peak
2	1677.621	5.25	26.58	41.52	46.76	37.07	74.00	-36.93	peak
3	4193.872	7.21	33.60	42.36	48.03	46.48	74.00	-27.52	peak
4 pp	8891.725	10.37	36.47	38.78	42.43	50.49	68.20	-17.71	peak
5	11060.000	11.69	37.75	37.92	38.22	49.74	74.00	-24.26	peak
6	16590.000	14.90	42.72	39.94	30.37	48.05	68.20	-20.15	peak

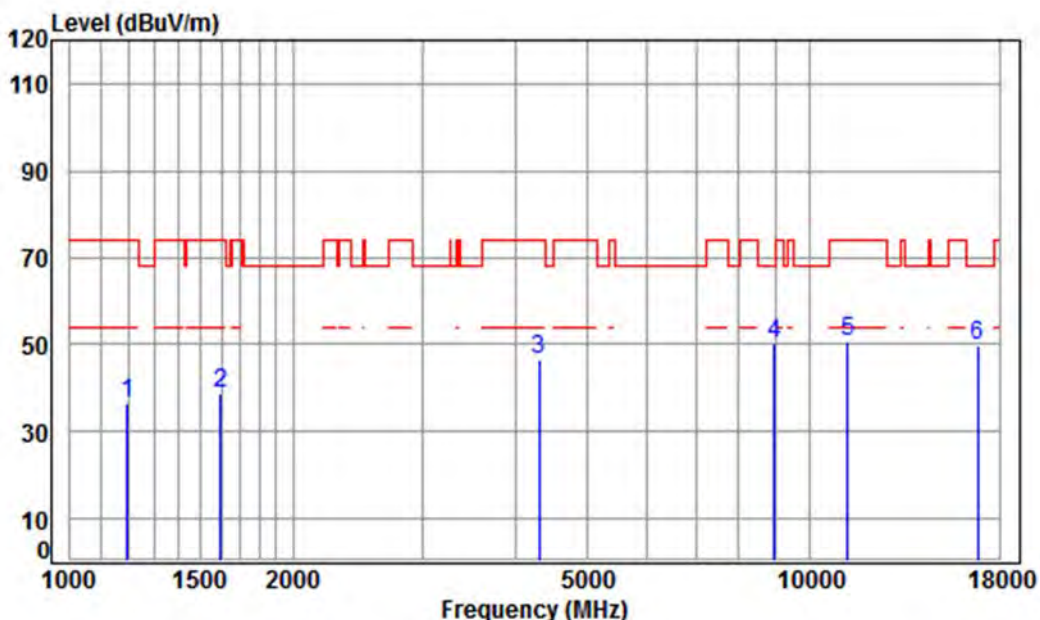


SGS-CSTC Standards Technical Services Co., Ltd.
Shenzhen Branch

Report No.: SZEM180200138702

Page: 137 of 818

Test mode:	802.11ac(HT80)	Frequency(MHz):	5610	Peak	Vertical
------------	----------------	-----------------	------	------	----------



Condition: 3m VERTICAL

Job No : 2939RG

Mode : 5610 TX RSE

: Ant 1 5G WIFI 11AC(80) CH122

	Freq	Cable Loss	Ant Factor	Preamp Factor	Read Level	Level	Limit	Over	Remark
	MHz	dB	dB/m	dB	dBuV	dBuV/m	dBuV/m	dB	
1	1196.264	4.40	24.46	41.18	48.69	36.37	74.00	-37.63	peak
2	1597.181	5.35	26.24	41.47	48.48	38.60	74.00	-35.40	peak
3	4304.400	7.34	33.60	42.38	48.01	46.57	74.00	-27.43	peak
4 pp	8943.274	10.39	36.53	38.70	41.95	50.17	68.20	-18.03	peak
5	11220.000	11.86	37.88	38.02	38.75	50.47	74.00	-23.53	peak
6	16830.000	15.97	42.77	40.14	31.04	49.64	68.20	-18.56	peak

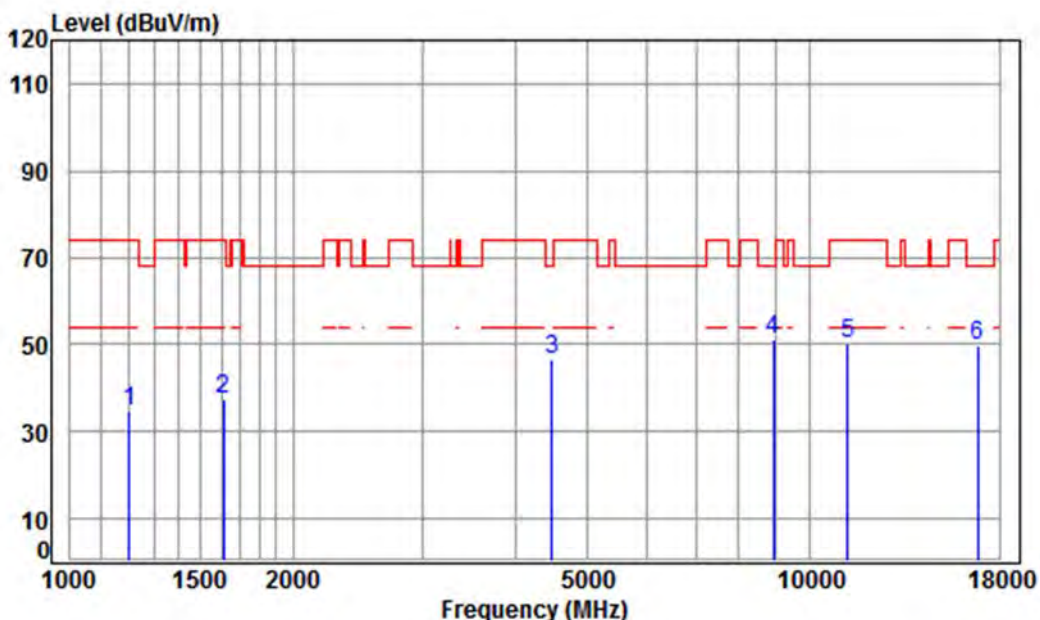


SGS-CSTC Standards Technical Services Co., Ltd.
Shenzhen Branch

Report No.: SZEM180200138702

Page: 138 of 818

Test mode:	802.11ac(HT80)	Frequency(MHz):	5610	Peak	Horizontal
------------	----------------	-----------------	------	------	------------



Condition: 3m HORIZONTAL

Job No : 2939RG

Mode : 5610 TX RSE

: Ant 1 5G WIFI 11AC(80) CH122

	Freq	Cable Loss	Ant Factor	Preamp Factor	Read Level	Level	Limit	Over	Remark
	MHz	dB	dB/m	dB	dBuV	dBuV/m	dBuV/m	dB	
1	1203.199	4.43	24.49	41.19	46.80	34.53	74.00	-39.47	peak
2	1611.091	5.34	26.30	41.48	47.17	37.33	74.00	-36.67	peak
3	4482.150	7.54	33.60	42.41	47.73	46.46	68.20	-21.74	peak
4 pp	8917.462	10.38	36.50	38.74	42.90	51.04	68.20	-17.16	peak
5	11220.000	11.86	37.88	38.02	38.34	50.06	74.00	-23.94	peak
6	16830.000	15.97	42.77	40.14	31.24	49.84	68.20	-18.36	peak

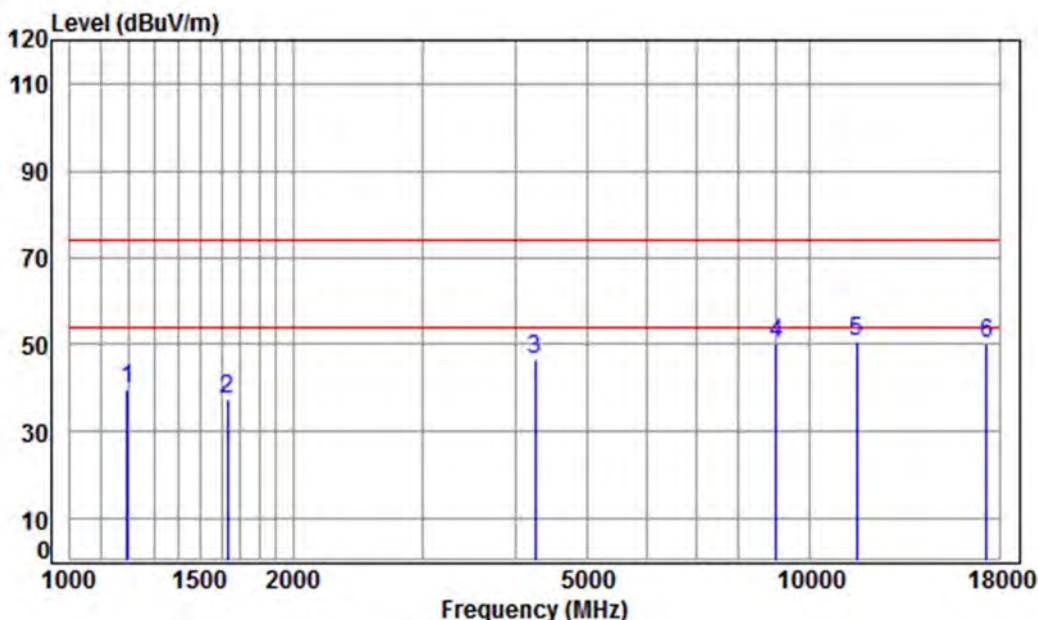


SGS-CSTC Standards Technical Services Co., Ltd.
Shenzhen Branch

Report No.: SZEM180200138702

Page: 139 of 818

Test mode:	802.11ac(HT80)	Frequency(MHz):	5775	Peak	Vertical
------------	----------------	-----------------	------	------	----------



Condition: 3m VERTICAL

Job No : 2939RG

Mode : 5775 TX RSE

: Ant 1 5G WIFI 11AC(80) CH155

	Freq	Cable Loss	Ant Factor	Preamp Factor	Read Level	Level	Limit	Over	Remark
	MHz	dB	dB/m	dB	dBuV	dBuV/m	dBuV/m	dB	
1	1196.264	4.40	24.46	41.18	52.18	39.86	74.00	-34.14	peak
2	1634.543	5.31	26.40	41.49	47.05	37.27	74.00	-36.73	peak
3	4254.921	7.28	33.60	42.37	47.81	46.32	74.00	-27.68	peak
4	8995.123	10.40	36.59	38.62	41.95	50.32	74.00	-23.68	peak
5	pp11550.000	12.16	38.15	38.23	38.72	50.80	74.00	-23.20	peak
6	17325.000	15.98	43.19	40.55	31.79	50.41	74.00	-23.59	peak

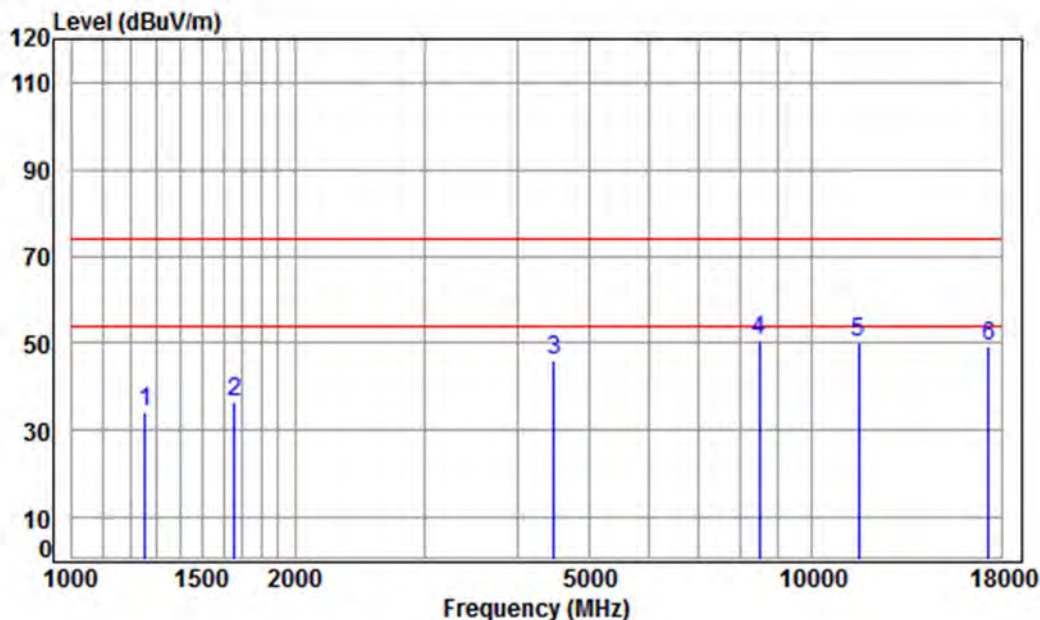


SGS-CSTC Standards Technical Services Co., Ltd.
Shenzhen Branch

Report No.: SZEM180200138702

Page: 140 of 818

Test mode:	802.11ac(HT80)	Frequency(MHz):	5775	Peak	Horizontal
------------	----------------	-----------------	------	------	------------



Condition: 3m HORIZONTAL

Job No : 2939RG

Mode : 5775 TX RSE

: Ant 1 5G WIFI 11AC(80) CH155

	Freq	Cable Loss	Ant Factor	Preamp Factor	Read Level	Level	Limit	Over	Remark
	MHz	dB	dB/m	dB	dBuV	dBuV/m	dBuV/m	dB	
1	1256.512	4.64	24.75	41.23	45.97	34.13	74.00	-39.87	peak
2	1658.337	5.28	26.50	41.51	46.43	36.70	74.00	-37.30	peak
3	4482.150	7.54	33.60	42.41	47.55	46.28	74.00	-27.72	peak
4 pp	8489.882	10.26	36.01	39.40	43.66	50.53	74.00	-23.47	peak
5	11550.000	12.16	38.15	38.23	38.18	50.26	74.00	-23.74	peak
6	17325.000	15.98	43.19	40.55	30.57	49.19	74.00	-24.81	peak



SGS-CSTC Standards Technical Services Co., Ltd.
Shenzhen Branch

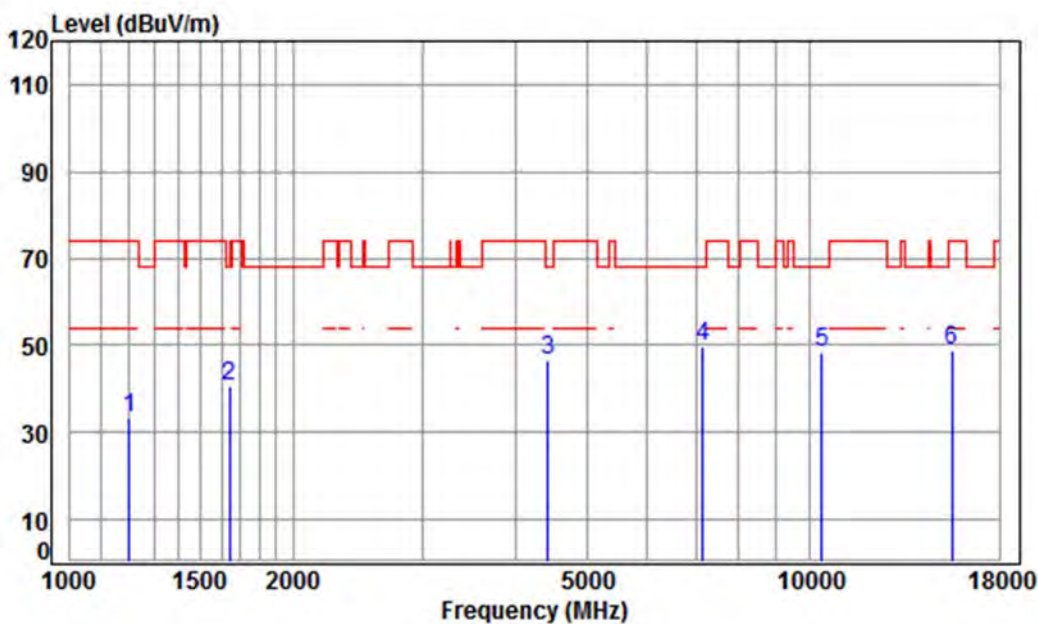
Report No.: SZEM180200138702

Page: 141 of 818

ANT2

Test plot as follows:

Test mode:	802.11a	Frequency(MHz):	5180	Peak	Vertical
------------	---------	-----------------	------	------	----------



Condition: 3m Vertical

Job No : 2939RG

Mode : 5180 TX RSE

: Ant 1 5G WIFI 11A CH36

	Freq	Cable Loss	Ant Factor	Preamp Factor	Read Level	Limit Level	Over Line	Remark
	MHz	dB	dB/m	dB	dBuV	dBuV/m	dBuV/m	dB
1	1203.199	4.43	24.49	41.19	45.74	33.47	74.00	-40.53 peak
2	1644.019	5.30	26.44	41.50	50.26	40.50	68.20	-27.70 peak
3	4417.841	7.47	33.60	42.40	47.78	46.45	68.20	-21.75 peak
4 pp	7158.806	10.09	36.43	40.74	43.80	49.58	68.20	-18.62 peak
5	10360.000	11.19	37.24	37.45	37.30	48.28	68.20	-19.92 peak
6	15540.000	14.30	41.38	39.00	32.19	48.87	74.00	-25.13 peak

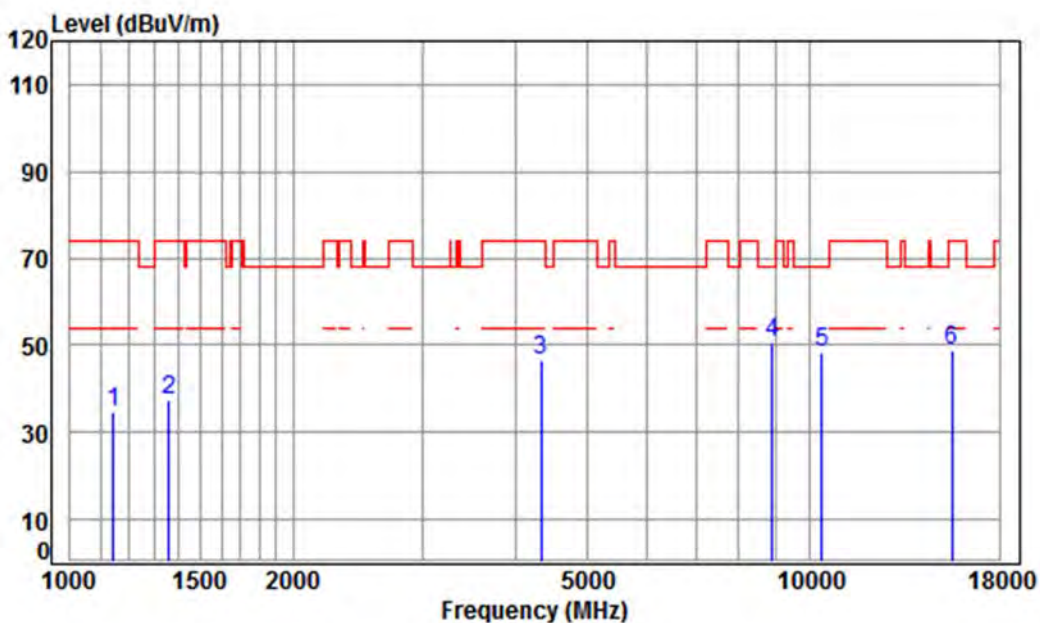


SGS-CSTC Standards Technical Services Co., Ltd.
Shenzhen Branch

Report No.: SZEM180200138702

Page: 142 of 818

Test mode:	802.11a	Frequency(MHz):	5180	Peak	Horizontal
------------	---------	-----------------	------	------	------------



Condition: 3m Horizontal

Job No : 2939RG

Mode : 5180 TX RSE

: Ant 1 5G WIFI 11A CH36

		Cable	Ant	Preamp	Read	Limit	Over	
	Freq	Loss	Factor	Factor	Level	Level	Line	Limit Remark
	MHz	dB	dB/m	dB	dBuV	dBuV/m	dBuV/m	dB
1	1145.507	4.20	24.20	41.14	47.32	34.58	74.00	-39.42 peak
2	1362.430	5.02	25.23	41.31	48.33	37.27	74.00	-36.73 peak
3	4329.354	7.37	33.60	42.39	47.85	46.43	74.00	-27.57 peak
4 pp	8891.725	10.37	36.47	38.78	42.66	50.72	68.20	-17.48 peak
5	10360.000	11.19	37.24	37.45	37.61	48.59	68.20	-19.61 peak
6	15540.000	14.30	41.38	39.00	32.15	48.83	74.00	-25.17 peak

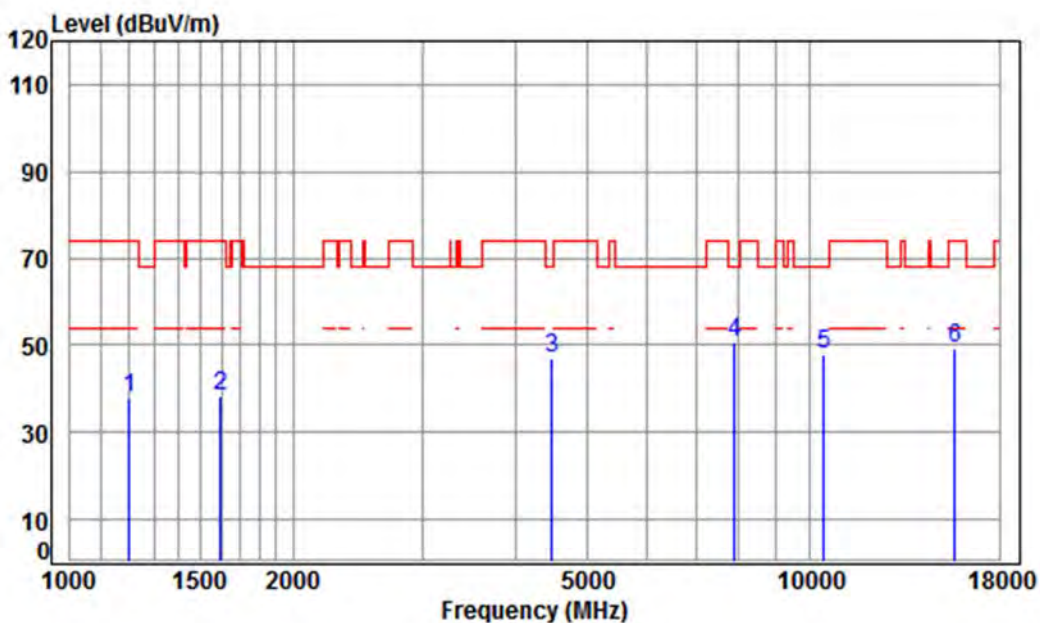


SGS-CSTC Standards Technical Services Co., Ltd.
Shenzhen Branch

Report No.: SZEM180200138702

Page: 143 of 818

Test mode:	802.11a	Frequency(MHz):	5220	Peak	Vertical
------------	---------	-----------------	------	------	----------



Condition: 3m VERTICAL

Job No : 2939RG

Mode : 5220 TX RSE

: Ant 2 5G WIFI 11A CH44

		Cable	Ant	Preamp	Read	Limit	Over	
	Freq	Loss	Factor	Factor	Level	Level	Line	Limit Remark
	MHz	dB	dB/m	dB	dBuV	dBuV/m	dBuV/m	dB
1	1203.199	4.43	24.49	41.19	50.17	37.90	74.00	-36.10 peak
2	1597.181	5.35	26.24	41.47	48.34	38.46	74.00	-35.54 peak
3	4482.150	7.54	33.60	42.41	48.40	47.13	68.20	-21.07 peak
4 pp	7898.049	9.96	36.54	40.26	44.38	50.62	68.20	-17.58 peak
5	10440.000	11.25	37.16	37.51	37.00	47.90	68.20	-20.30 peak
6	15660.000	14.48	41.34	39.11	32.52	49.23	74.00	-24.77 peak

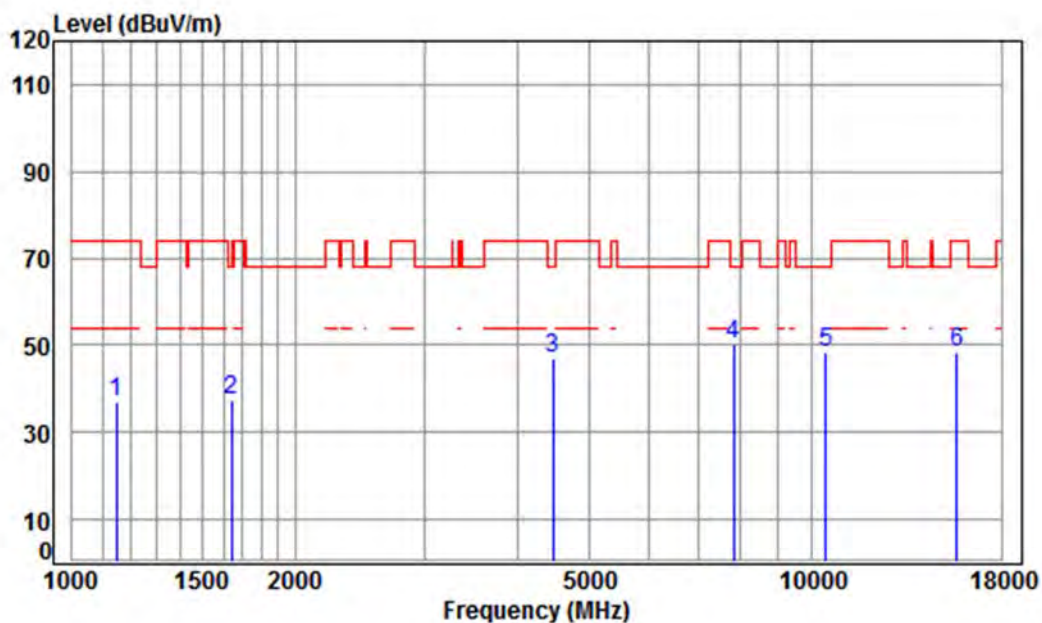


SGS-CSTC Standards Technical Services Co., Ltd.
Shenzhen Branch

Report No.: SZEM180200138702

Page: 144 of 818

Test mode:	802.11a	Frequency(MHz):	5220	Peak	Horizontal
------------	---------	-----------------	------	------	------------



Condition: 3m HORIZONTAL

Job No : 2939RG

Mode : 5220 TX RSE

: Ant 2 5G WIFI 11A CH44

		Cable	Ant	Preamp	Read	Limit	Over	
	Freq	Loss	Factor	Factor	Level	Level	Line	Limit Remark
	MHz	dB	dB/m	dB	dBuV	dBuV/m	dBuV/m	dB
1	1148.823	4.21	24.22	41.14	49.74	37.03	74.00	-36.97 peak
2	1644.019	5.30	26.44	41.50	47.03	37.27	68.20	-30.93 peak
3	4469.214	7.53	33.60	42.41	48.17	46.89	68.20	-21.31 peak
4 pp	7829.860	9.97	36.50	40.31	44.09	50.25	68.20	-17.95 peak
5	10440.000	11.25	37.16	37.51	37.53	48.43	68.20	-19.77 peak
6	15660.000	14.48	41.34	39.11	31.75	48.46	74.00	-25.54 peak

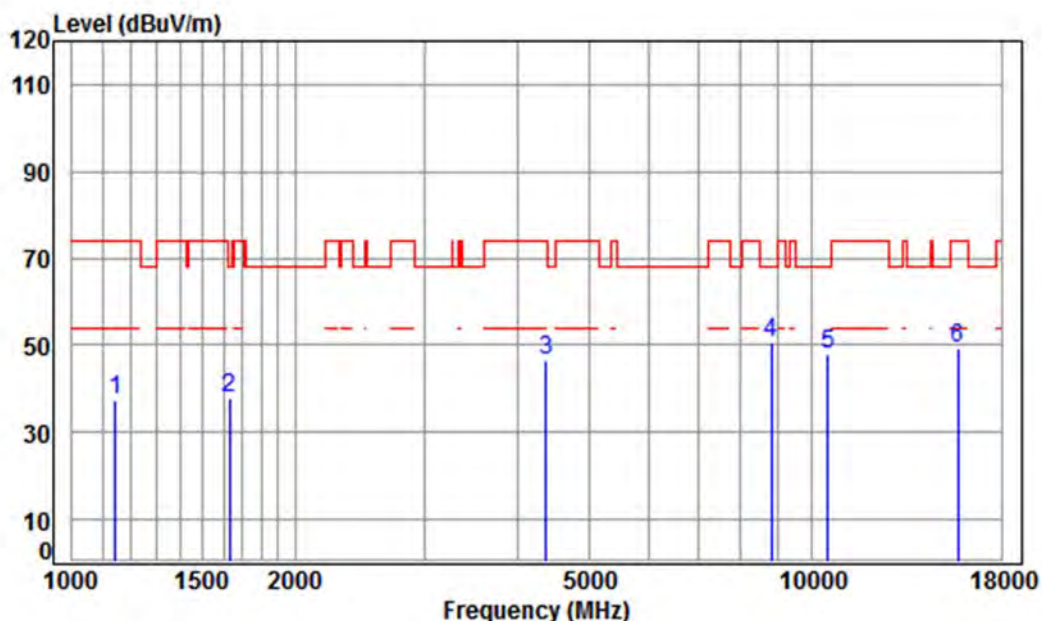


SGS-CSTC Standards Technical Services Co., Ltd. Shenzhen Branch

Report No.: SZEM180200138702

Page: 145 of 818

Test mode:	802.11a	Frequency(MHz):	5240	Peak	Vertical
------------	---------	-----------------	------	------	----------



Condition: 3m VERTICAL

Job No : 2939RG

Mode : 5240 TX RSE

: Ant 2 5G WIFI 11A CH48

		Cable	Ant	Preamp	Read	Limit	Over	
	Freq	Loss	Factor	Factor	Level	Level	Line	Limit Remark
	MHz	dB	dB/m	dB	dBuV	dBuV/m	dBuV/m	dB
1	1145.507	4.20	24.20	41.14	50.15	37.41	74.00	-36.59 peak
2	1629.825	5.31	26.38	41.49	47.64	37.84	68.20	-30.36 peak
3	4367.058	7.41	33.60	42.39	47.89	46.51	74.00	-27.49 peak
4 pp	8789.516	10.35	36.35	38.93	42.70	50.47	68.20	-17.73 peak
5	10480.000	11.28	37.12	37.53	37.10	47.97	68.20	-20.23 peak
6	15720.000	14.57	41.31	39.17	32.43	49.14	74.00	-24.86 peak

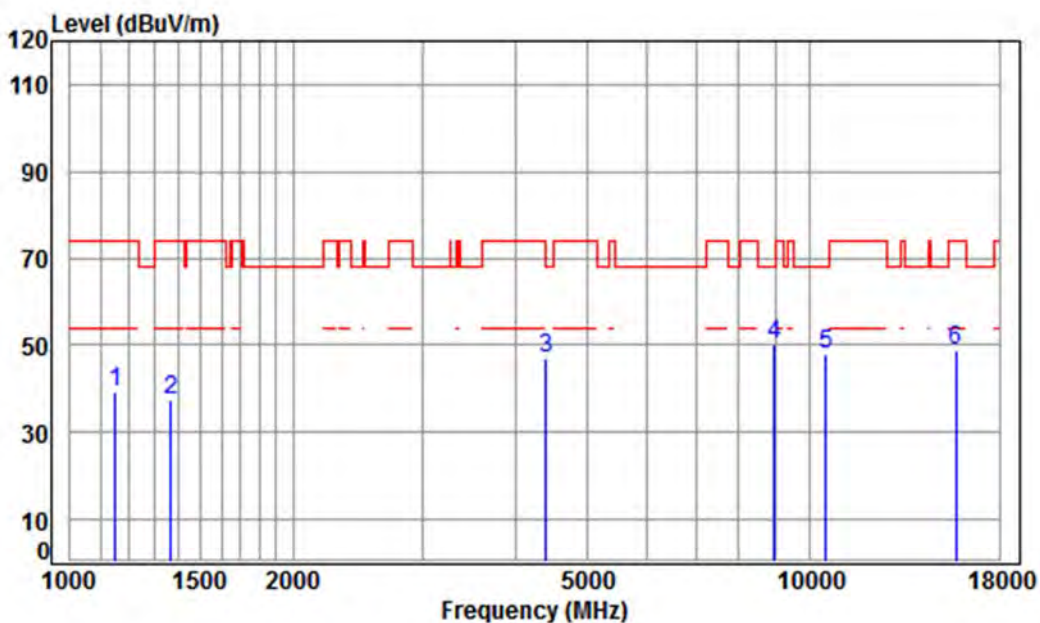


SGS-CSTC Standards Technical Services Co., Ltd.
Shenzhen Branch

Report No.: SZEM180200138702

Page: 146 of 818

Test mode:	802.11a	Frequency(MHz):	5240	Peak	Horizontal
------------	---------	-----------------	------	------	------------



Condition: 3m HORIZONTAL

Job No : 2939RG

Mode : 5240 TX RSE

: Ant 2 5G WIFI 11A CH48

	Freq	Cable Loss	Ant Factor	Preamp Factor	Read Level	Limit Level	Over Line	Limit	Remark
	MHz	dB	dB/m	dB	dBuV	dBuV/m	dBuV/m	dB	
1	1152.148	4.22	24.24	41.14	51.93	39.25	74.00	-34.75	peak
2	1370.328	5.05	25.26	41.32	48.45	37.44	74.00	-36.56	peak
3	4392.376	7.44	33.60	42.40	48.16	46.80	74.00	-27.20	peak
4 pp	8943.274	10.39	36.53	38.70	41.96	50.18	68.20	-18.02	peak
5	10480.000	11.28	37.12	37.53	37.03	47.90	68.20	-20.30	peak
6	15720.000	14.57	41.31	39.17	32.10	48.81	74.00	-25.19	peak

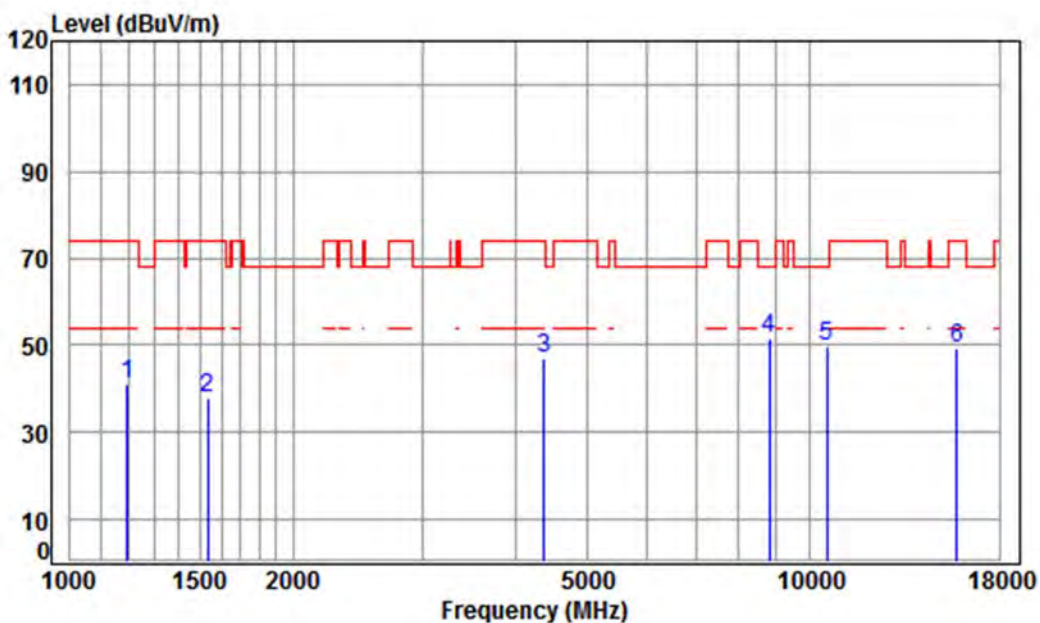


SGS-CSTC Standards Technical Services Co., Ltd.
Shenzhen Branch

Report No.: SZEM180200138702

Page: 147 of 818

Test mode:	802.11a	Frequency(MHz):	5260	Peak	Vertical
------------	---------	-----------------	------	------	----------



Condition: 3m VERTICAL

Job No : 2939RG

Mode : 5260 TX RSE

: Ant 2 5G WIFI 11A CH52

		Cable	Ant	Preamp	Read	Limit	Over	
	Freq	Loss	Factor	Factor	Level	Level	Line	Limit Remark
	MHz	dB	dB/m	dB	dBuV	dBuV/m	dBuV/m	dB
1	1196.264	4.40	24.46	41.18	53.24	40.92	74.00	-33.08 peak
2	1533.841	5.44	25.96	41.43	47.76	37.73	74.00	-36.27 peak
3	4367.058	7.41	33.60	42.39	48.51	47.13	74.00	-26.87 peak
4 pp	8814.957	10.35	36.38	38.90	43.53	51.36	68.20	-16.84 peak
5	10520.000	11.30	37.12	37.56	38.97	49.83	68.20	-18.37 peak
6	15780.000	14.66	41.29	39.22	32.60	49.33	74.00	-24.67 peak

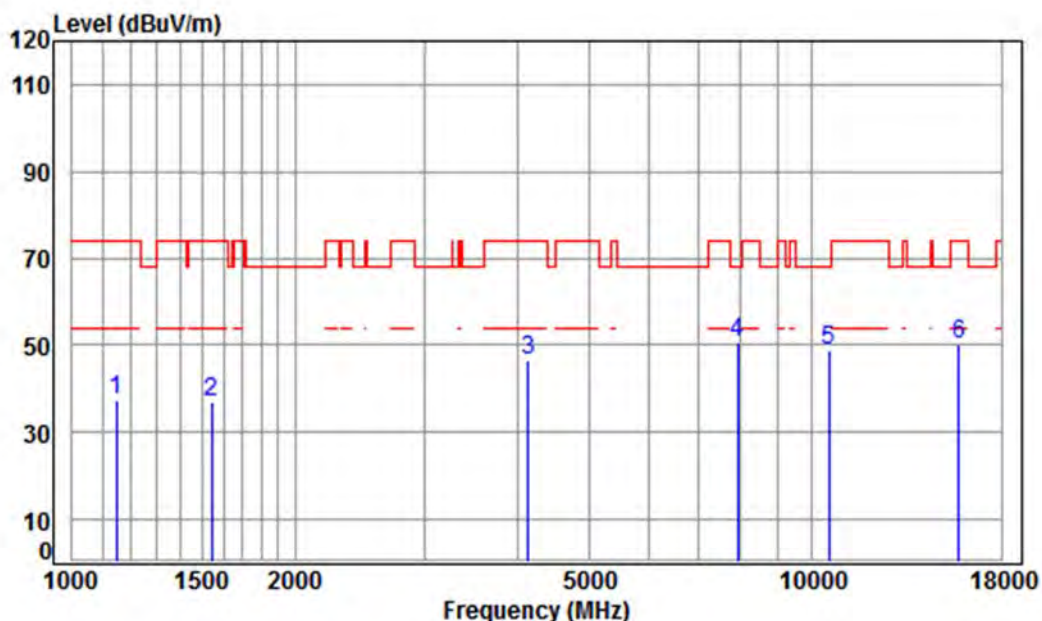


SGS-CSTC Standards Technical Services Co., Ltd. Shenzhen Branch

Report No.: SZEM180200138702

Page: 148 of 818

Test mode:	802.11a	Frequency(MHz):	5260	Peak	Horizontal
------------	---------	-----------------	------	------	------------



Condition: 3m HORIZONTAL

Job No : 2939RG

Mode : 5260 TX RSE

: Ant 2 5G WIFI 11A CH52

		Cable	Ant	Preamp	Read	Limit	Over	
	Freq	Loss	Factor	Factor	Level	Level	Line	Limit Remark
	MHz	dB	dB/m	dB	dBuV	dBuV/m	dBuV/m	dB
1	1148.823	4.21	24.22	41.14	50.17	37.46	74.00	-36.54 peak
2	1542.733	5.42	26.00	41.43	47.15	37.14	74.00	-36.86 peak
3	4133.699	7.14	33.60	42.35	48.22	46.61	74.00	-27.39 peak
4 pp	7920.911	9.96	36.55	40.25	44.57	50.83	68.20	-17.37 peak
5	10520.000	11.30	37.12	37.56	38.09	48.95	68.20	-19.25 peak
6	15780.000	14.66	41.29	39.22	33.38	50.11	74.00	-23.89 peak

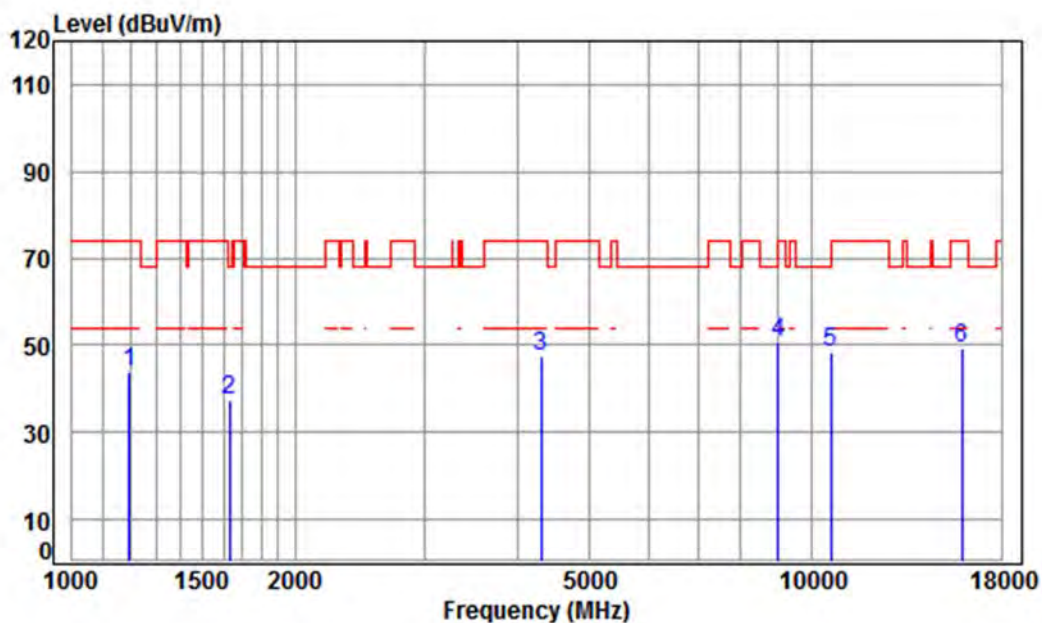


SGS-CSTC Standards Technical Services Co., Ltd.
Shenzhen Branch

Report No.: SZEM180200138702

Page: 149 of 818

Test mode:	802.11a	Frequency(MHz):	5300	Peak	Vertical
------------	---------	-----------------	------	------	----------



Condition: 3m VERTICAL

Job No : 2939RG

Mode : 5300 TX RSE

: Ant 2 5G WIFI 11A CH60

		Cable	Ant	Preamp	Read	Limit	Over	
	Freq	Loss	Factor	Factor	Level	Level	Line	Limit Remark
	MHz	dB	dB/m	dB	dBuV	dBuV/m	dBuV/m	dB
1	1196.264	4.40	24.46	41.18	56.13	43.81	74.00	-30.19 peak
2	1634.543	5.31	26.40	41.49	47.00	37.22	68.20	-30.98 peak
3	4304.400	7.34	33.60	42.38	48.75	47.31	74.00	-26.69 peak
4 pp	8995.123	10.40	36.59	38.62	42.24	50.61	68.20	-17.59 peak
5	10600.000	11.36	37.22	37.62	37.31	48.27	68.20	-19.93 peak
6	15900.000	14.84	41.24	39.33	32.42	49.17	74.00	-24.83 peak

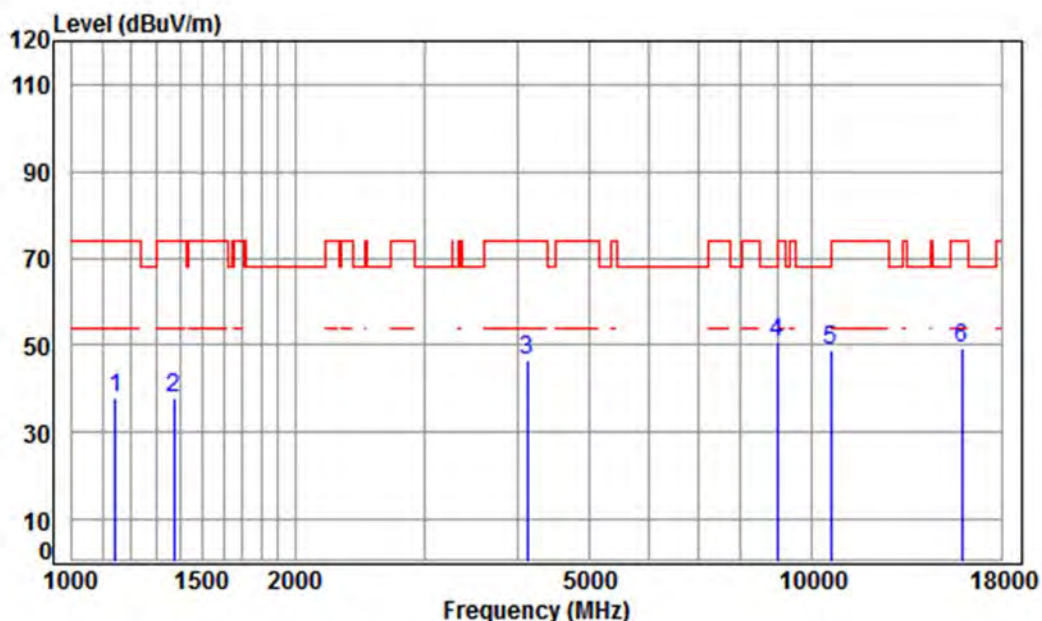


SGS-CSTC Standards Technical Services Co., Ltd. Shenzhen Branch

Report No.: SZEM180200138702

Page: 150 of 818

Test mode:	802.11a	Frequency(MHz):	5300	Peak	Horizontal
------------	---------	-----------------	------	------	------------



Condition: 3m HORIZONTAL

Job No : 2939RG

Mode : 5300 TX RSE

: Ant 2 5G WIFI 11A CH60

		Cable	Ant	Preamp	Read	Limit	Over	
	Freq	Loss	Factor	Factor	Level	Level	Line	Limit Remark
	MHz	dB	dB/m	dB	dBuV	dBuV/m	dBuV/m	dB
1	1145.507	4.20	24.20	41.14	50.68	37.94	74.00	-36.06 peak
2	1374.295	5.06	25.28	41.32	49.04	38.06	74.00	-35.94 peak
3	4121.768	7.13	33.60	42.35	48.05	46.43	74.00	-27.57 peak
4 pp	8969.161	10.39	36.56	38.66	42.21	50.50	68.20	-17.70 peak
5	10600.000	11.36	37.22	37.62	37.70	48.66	68.20	-19.54 peak
6	15900.000	14.84	41.24	39.33	32.46	49.21	74.00	-24.79 peak

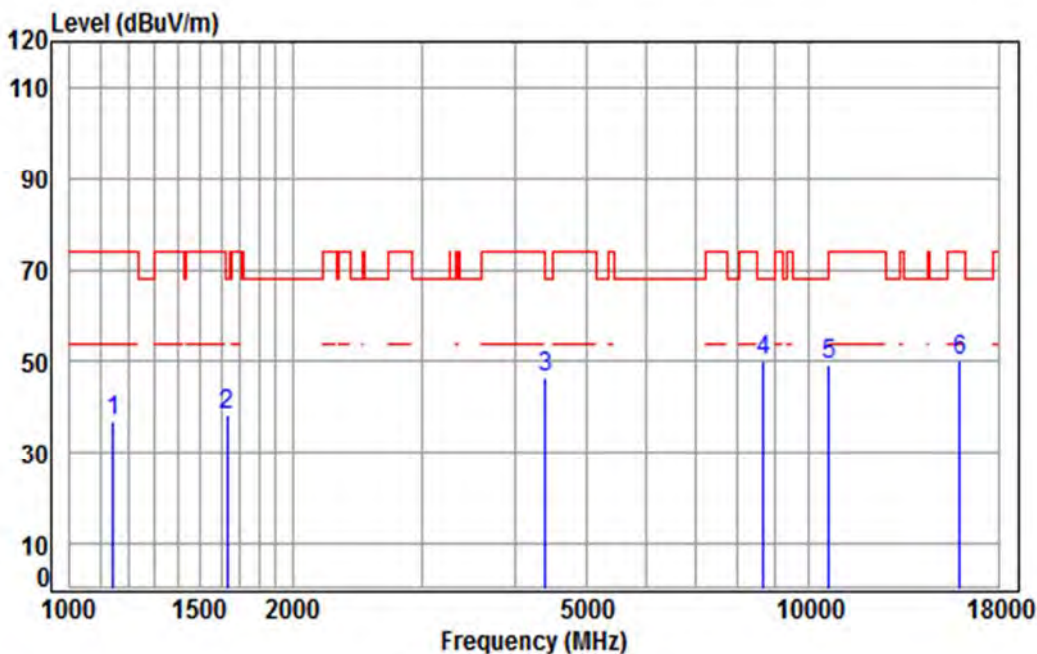


SGS-CSTC Standards Technical Services Co., Ltd. Shenzhen Branch

Report No.: SZEM180200138702

Page: 151 of 818

Test mode:	802.11a	Frequency(MHz):	5320	Peak	Vertical
------------	---------	-----------------	------	------	----------



Condition: 3m VERTICAL

Job No : 2939RG

Mode : 5320 TX RSE

: Ant 2 5G WIFI 11A CH64

		Cable	Ant	Preamp	Read		Limit	Over	
	Freq	Loss	Factor	Factor	Level	Level	Line	Limit	Remark
	MHz	dB	dB/m	dB	dBuV	dBuV/m	dBuV/m	dB	
1	1145.507	4.20	24.20	41.14	49.61	36.87	74.00	-37.13	peak
2	1634.543	5.31	26.40	41.49	47.91	38.13	68.20	-30.07	peak
3	4392.376	7.44	33.60	42.40	47.84	46.48	74.00	-27.52	peak
4 pp	8663.404	10.31	36.20	39.13	42.83	50.21	68.20	-17.99	peak
5	10640.000	11.39	37.27	37.64	38.25	49.27	74.00	-24.73	peak
6	15960.000	14.93	41.22	39.38	33.54	50.31	74.00	-23.69	peak

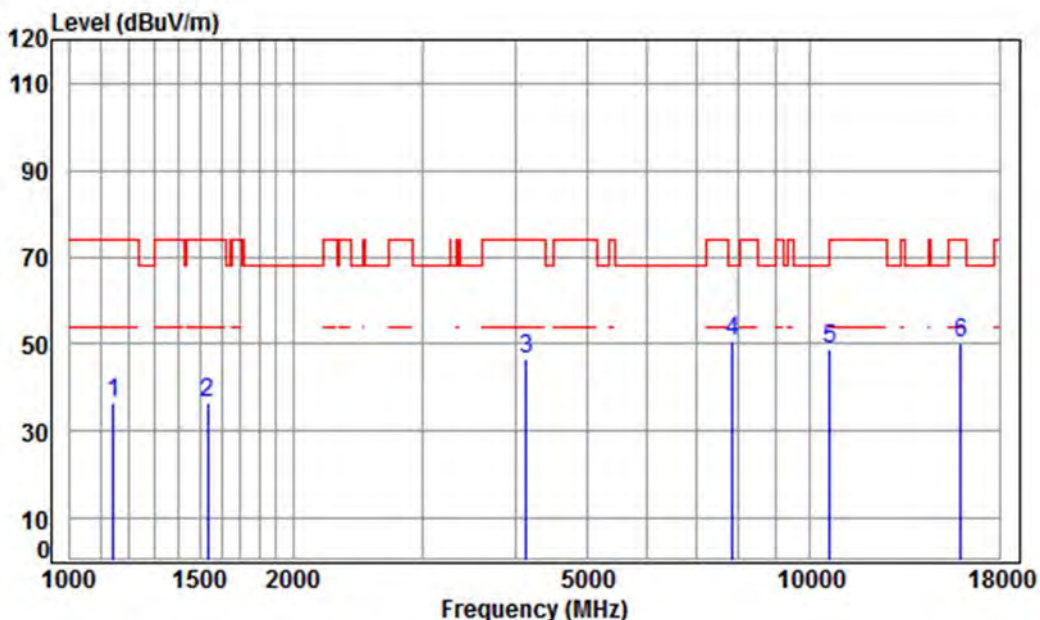


SGS-CSTC Standards Technical Services Co., Ltd.
Shenzhen Branch

Report No.: SZEM180200138702

Page: 152 of 818

Test mode:	802.11a	Frequency(MHz):	5320	Peak	Horizontal
------------	---------	-----------------	------	------	------------



Condition: 3m HORIZONTAL

Job No : 2939RG

Mode : 5320 TX RSE

: Ant 2 5G WIFI 11A CH64

		Cable	Ant	Preamp	Read	Limit	Over	
	Freq	Loss	Factor	Factor	Level	Level	Line	Remark
	MHz	dB	dB/m	dB	dBuV	dBuV/m	dBuV/m	dB
1	1145.507	4.20	24.20	41.14	49.23	36.49	74.00	-37.51 peak
2	1533.841	5.44	25.96	41.43	46.52	36.49	74.00	-37.51 peak
3	4133.699	7.14	33.60	42.35	48.14	46.53	74.00	-27.47 peak
4 pp	7852.524	9.96	36.51	40.29	44.61	50.79	68.20	-17.41 peak
5	10640.000	11.39	37.27	37.64	37.88	48.90	74.00	-25.10 peak
6	15960.000	14.93	41.22	39.38	33.47	50.24	74.00	-23.76 peak

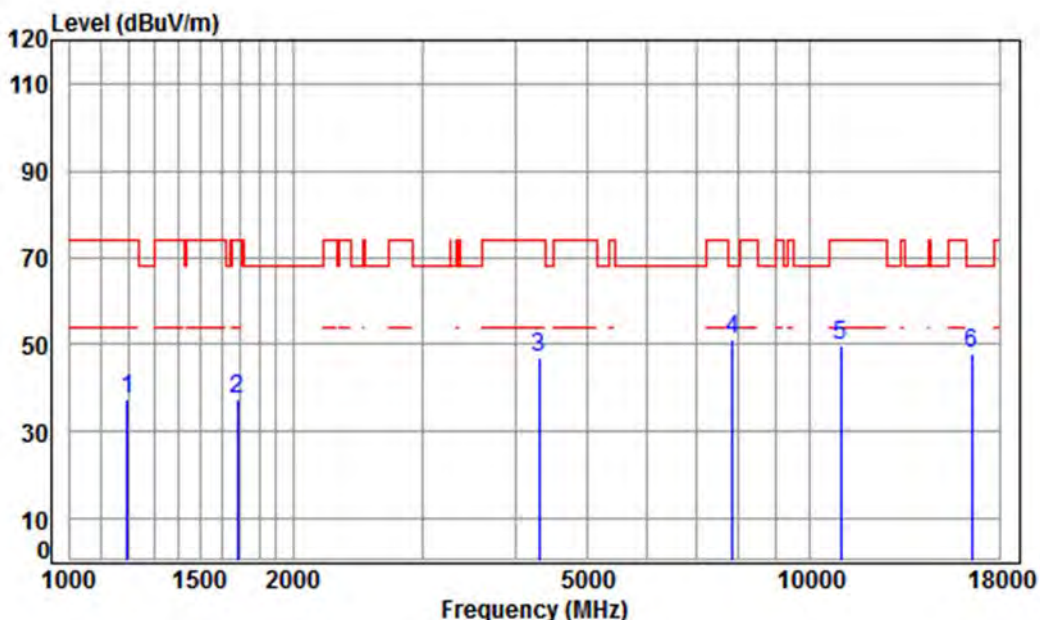


SGS-CSTC Standards Technical Services Co., Ltd.
Shenzhen Branch

Report No.: SZEM180200138702

Page: 153 of 818

Test mode:	802.11a	Frequency(MHz):	5500	Peak	Vertical
------------	---------	-----------------	------	------	----------



Condition: 3m VERTICAL

Job No : 2939RG

Mode : 5500 TX RSE

: Ant 2 5G WIFI 11A CH100

	Freq	Cable Loss	Ant Factor	Preamp Factor	Read Level	Level	Limit	Over	Remark
	MHz	dB	dB/m	dB	dBuV	dBuV/m	dBuV/m	dB	
1	1196.264	4.40	24.46	41.18	49.87	37.55	74.00	-36.45	peak
2	1682.477	5.25	26.60	41.52	46.87	37.20	74.00	-36.80	peak
3	4304.400	7.34	33.60	42.38	48.42	46.98	74.00	-27.02	peak
4 pp	7852.524	9.96	36.51	40.29	44.81	50.99	68.20	-17.21	peak
5	11000.000	11.63	37.70	37.88	38.35	49.80	74.00	-24.20	peak
6	16500.000	14.50	42.70	39.86	30.67	48.01	68.20	-20.19	peak

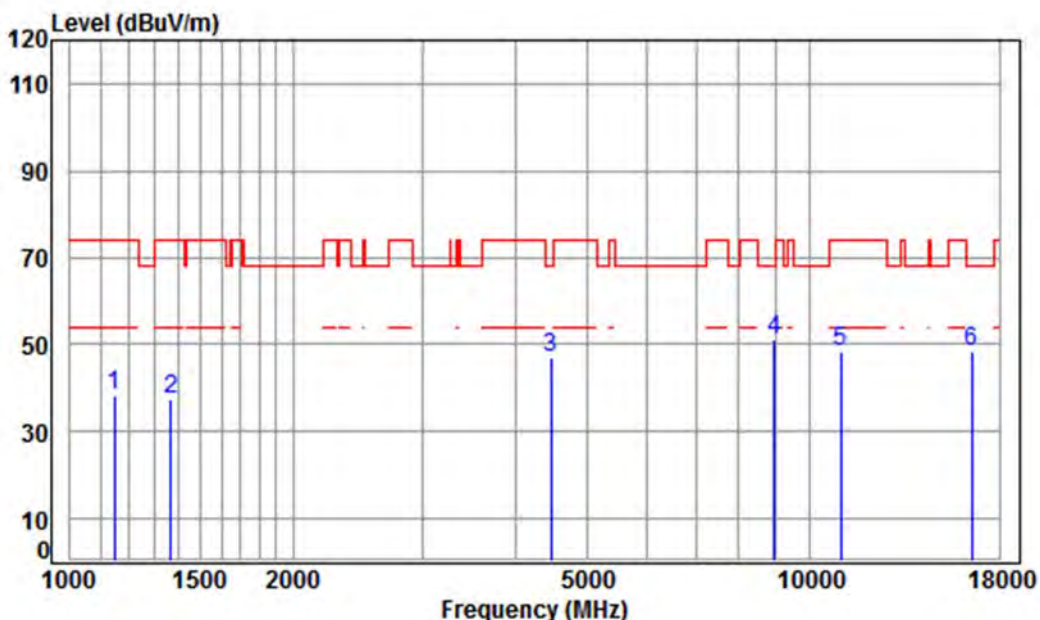


SGS-CSTC Standards Technical Services Co., Ltd.
Shenzhen Branch

Report No.: SZEM180200138702

Page: 154 of 818

Test mode:	802.11a	Frequency(MHz):	5500	Peak	Horizontal
------------	---------	-----------------	------	------	------------



Condition: 3m HORIZONTAL

Job No : 2939RG

Mode : 5500 TX RSE

: Ant 2 5G WIFI 11A CH100

	Freq	Cable Loss	Ant Factor	Preamp Factor	Read Level	Level	Limit	Over Limit	Remark
	MHz	dB	dB/m	dB	dBuV	dBuV/m	dBuV/m	dB	
1	1148.823	4.21	24.22	41.14	50.84	38.13	74.00	-35.87	peak
2	1370.328	5.05	25.26	41.32	48.55	37.54	74.00	-36.46	peak
3	4469.214	7.53	33.60	42.41	48.21	46.93	68.20	-21.27	peak
4 pp	8943.274	10.39	36.53	38.70	42.82	51.04	68.20	-17.16	peak
5	11000.000	11.63	37.70	37.88	37.13	48.58	74.00	-25.42	peak
6	16500.000	14.50	42.70	39.86	31.09	48.43	68.20	-19.77	peak

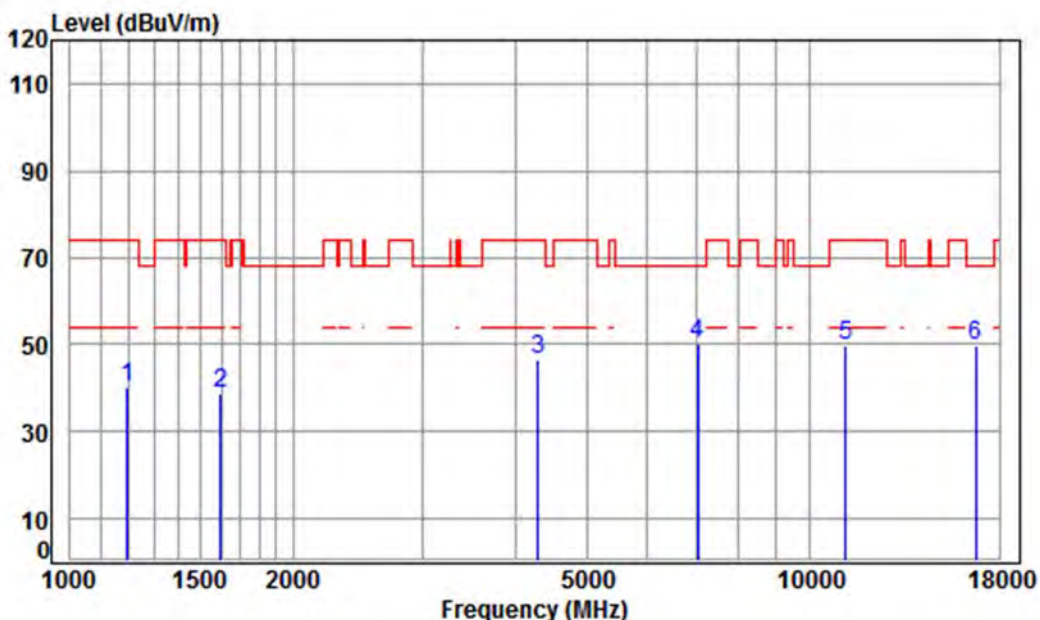


SGS-CSTC Standards Technical Services Co., Ltd.
Shenzhen Branch

Report No.: SZEM180200138702

Page: 155 of 818

Test mode:	802.11a	Frequency(MHz):	5580	Peak	Vertical
------------	---------	-----------------	------	------	----------



Condition: 3m VERTICAL

Job No : 2939RG

Mode : 5580 TX RSE

: Ant 2 5G WIFI 11A CH116

	Freq	Cable Loss	Ant Factor	Preamp Factor	Read Level	Level	Limit	Over	Remark
	MHz	dB	dB/m	dB	dBuV	dBuV/m	dBuV/m	dB	
1	1196.264	4.40	24.46	41.18	52.60	40.28	74.00	-33.72	peak
2	1597.181	5.35	26.24	41.47	48.87	38.99	74.00	-35.01	peak
3	4291.977	7.33	33.60	42.38	47.98	46.53	74.00	-27.47	peak
4	pp 7056.092	10.11	36.48	40.81	44.62	50.40	68.20	-17.80	peak
5	11160.000	11.80	37.83	37.98	38.23	49.88	74.00	-24.12	peak
6	16740.000	15.57	42.75	40.07	31.65	49.90	68.20	-18.30	peak

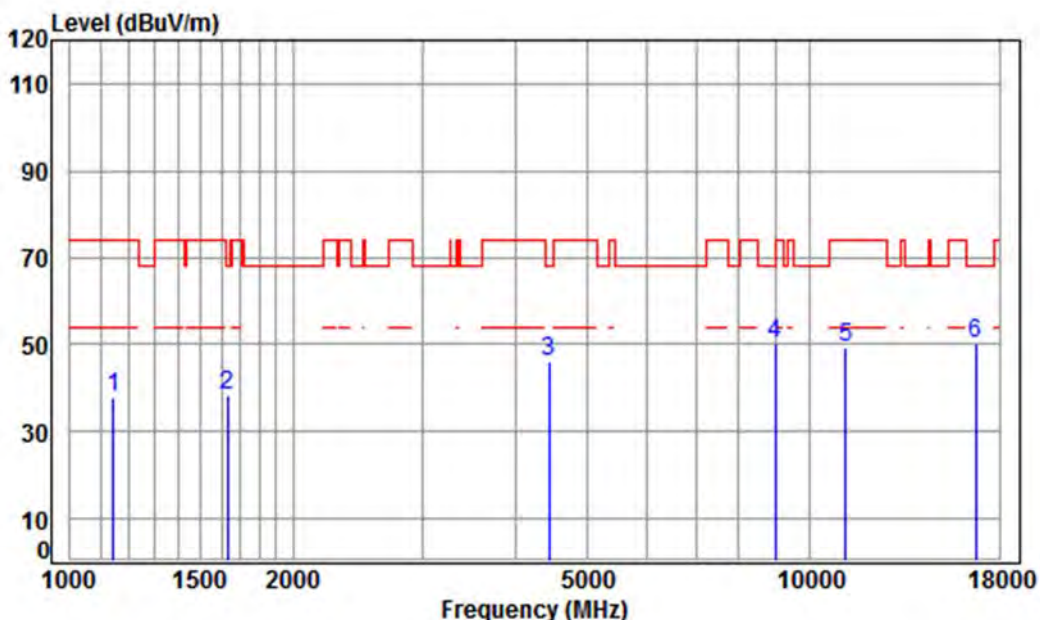


SGS-CSTC Standards Technical Services Co., Ltd.
Shenzhen Branch

Report No.: SZEM180200138702

Page: 156 of 818

Test mode:	802.11a	Frequency(MHz):	5580	Peak	Horizontal
------------	---------	-----------------	------	------	------------



Condition: 3m HORIZONTAL

Job No : 2939RG

Mode : 5580 TX RSE

: Ant 2 5G WIFI 11A CH116

	Freq	Cable Loss	Ant Factor	Preamp Factor	Read Level	Level	Limit	Over	Remark
	MHz	dB	dB/m	dB	dBuV	dBuV/m	dBuV/m	dB	
1	1145.507	4.20	24.20	41.14	50.83	38.09	74.00	-35.91	peak
2	1634.543	5.31	26.40	41.49	47.91	38.13	68.20	-30.07	peak
3	4430.628	7.48	33.60	42.41	47.63	46.30	68.20	-21.90	peak
4 pp	8969.161	10.39	36.56	38.66	41.88	50.17	68.20	-18.03	peak
5	11160.000	11.80	37.83	37.98	37.77	49.42	74.00	-24.58	peak
6	16740.000	15.57	42.75	40.07	31.86	50.11	68.20	-18.09	peak

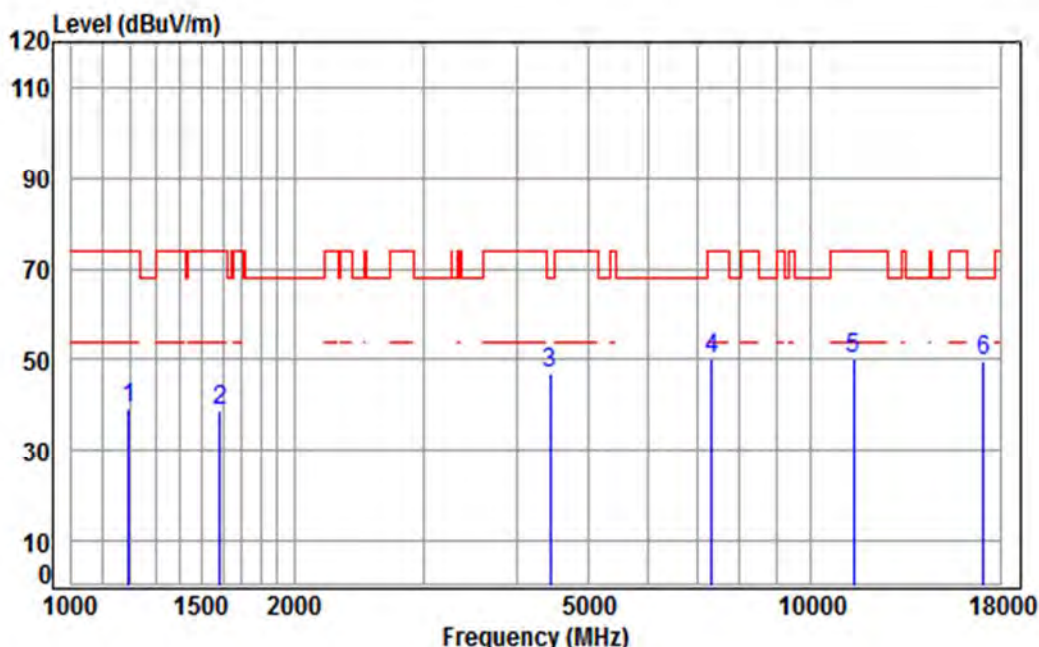


SGS-CSTC Standards Technical Services Co., Ltd. Shenzhen Branch

Report No.: SZEM180200138702

Page: 157 of 818

Test mode:	802.11a	Frequency(MHz):	5700	Peak	Vertical
------------	---------	-----------------	------	------	----------



Condition: 3m VERTICAL

Job No : 2939RG

Mode : 5700 TX RSE

: Ant 2 5G WIFI 11A CH140

		Cable	Ant	Preamp	Read		Limit	Over	
	Freq	Loss	Factor	Factor	Level	Level	Line	Limit	Remark
	MHz	dB	dB/m	dB	dBuV	dBuV/m	dBuV/m	dB	
1	1196.264	4.40	24.46	41.18	51.60	39.28	74.00	-34.72	peak
2	1587.975	5.37	26.20	41.46	48.85	38.96	74.00	-35.04	peak
3	4430.628	7.48	33.60	42.41	48.19	46.86	68.20	-21.34	peak
4	7326.267	10.04	36.37	40.63	44.62	50.40	74.00	-23.60	peak
5	11400.000	12.04	38.02	38.13	38.20	50.13	74.00	-23.87	peak
6	pp17100.000	16.49	42.92	40.37	30.53	49.57	68.20	-18.63	peak

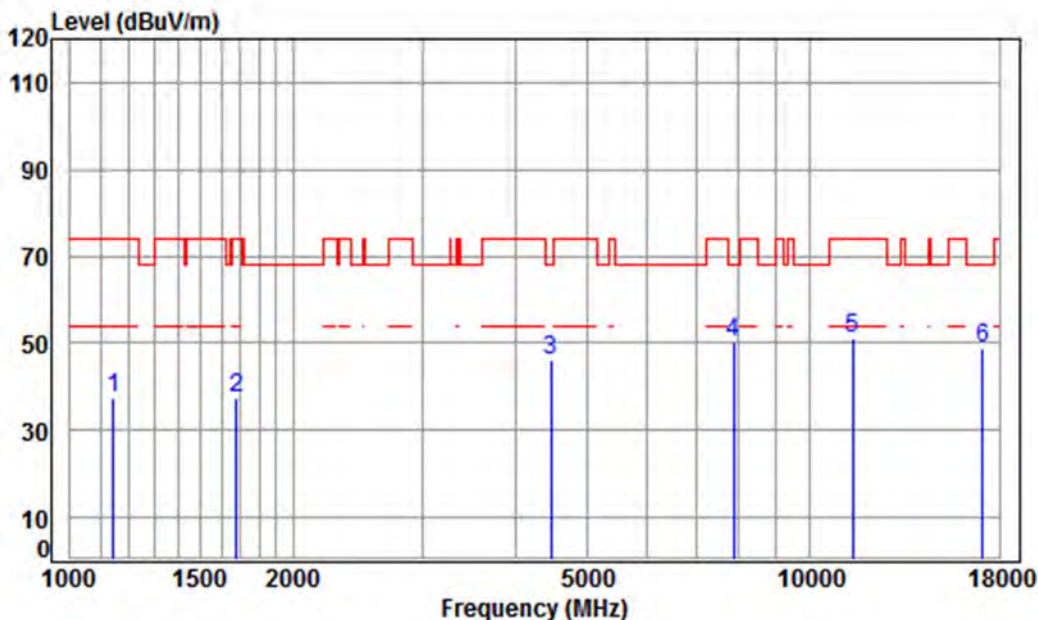


SGS-CSTC Standards Technical Services Co., Ltd.
Shenzhen Branch

Report No.: SZEM180200138702

Page: 158 of 818

Test mode:	802.11a	Frequency(MHz):	5700	Peak	Horizontal
------------	---------	-----------------	------	------	------------



Condition: 3m HORIZONTAL

Job No : 2939RG

Mode : 5700 TX RSE

: Ant 2 5G WIFI 11A CH140

		Cable	Ant	Preamp	Read		Limit	Over	
	Freq	Loss	Factor	Factor	Level	Level	Line	Limit	Remark
	MHz	dB	dB/m	dB	dBuV	dBuV/m	dBuV/m	dB	
1	1145.507	4.20	24.20	41.14	49.94	37.20	74.00	-36.80	peak
2	1677.621	5.25	26.58	41.52	46.99	37.30	74.00	-36.70	peak
3	4469.214	7.53	33.60	42.41	47.50	46.22	68.20	-21.98	peak
4 pp	7875.254	9.96	36.53	40.28	44.07	50.28	68.20	-17.92	peak
5	11400.000	12.04	38.02	38.13	38.99	50.92	74.00	-23.08	peak
6	17100.000	16.49	42.92	40.37	29.77	48.81	68.20	-19.39	peak

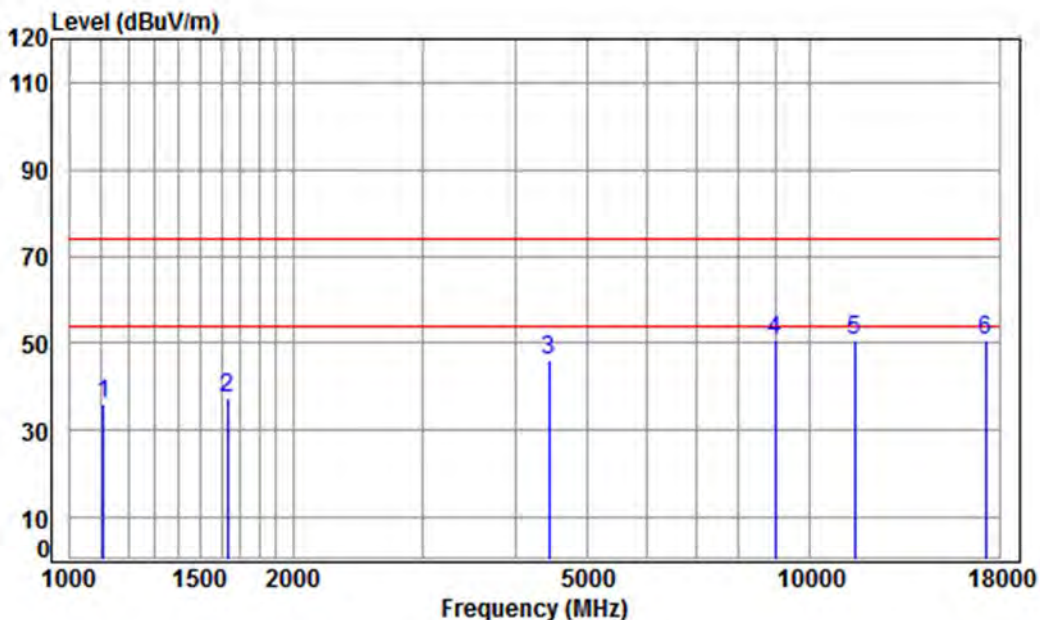


SGS-CSTC Standards Technical Services Co., Ltd. Shenzhen Branch

Report No.: SZEM180200138702

Page: 159 of 818

Test mode:	802.11a	Frequency(MHz):	5745	Peak	Vertical
------------	---------	-----------------	------	------	----------



Condition: 3m VERTICAL

Job No : 2939RG

Mode : 5745 TX RSE

: Ant 2 5G WIFI 11A CH149

	Freq	Cable Loss	Ant Factor	Preamplifier Factor	Read Level	Level	Limit Line	Over Limit	Remark
	MHz	dB	dB/m	dB	dBuV	dBuV/m	dBuV/m	dB	
1	1109.660	4.05	24.02	41.10	49.11	36.08	74.00	-37.92	peak
2	1629.825	5.31	26.38	41.49	47.07	37.27	74.00	-36.73	peak
3	4443.453	7.50	33.60	42.41	47.56	46.25	74.00	-27.75	peak
4	8969.161	10.39	36.56	38.66	42.17	50.46	74.00	-23.54	peak
5	pp11490.000	12.13	38.09	38.19	38.61	50.64	74.00	-23.36	peak
6	17235.000	16.18	43.08	40.48	31.69	50.47	74.00	-23.53	peak

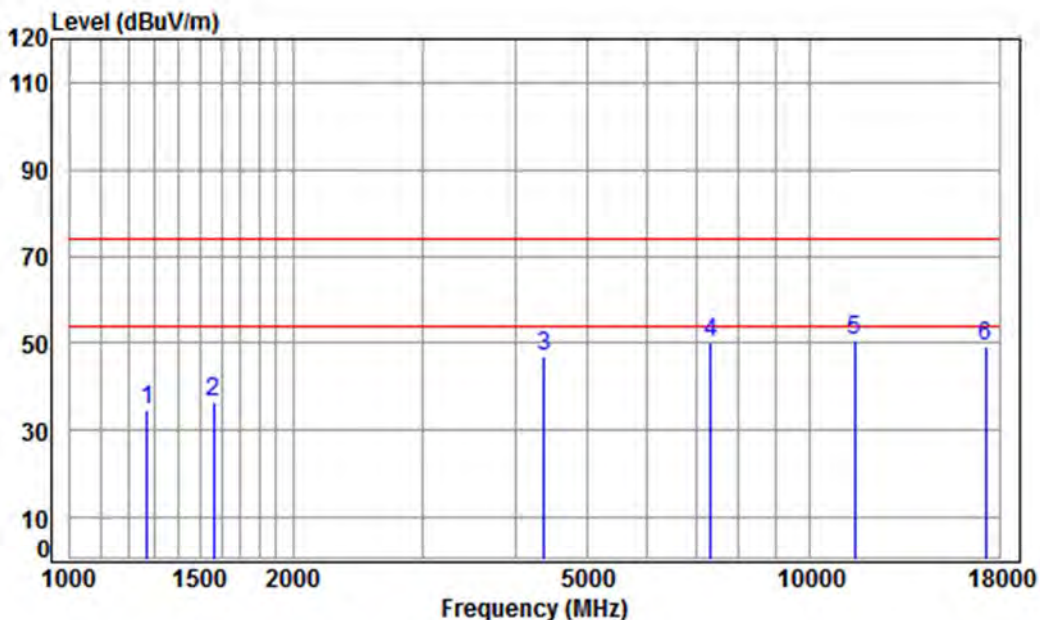


SGS-CSTC Standards Technical Services Co., Ltd.
Shenzhen Branch

Report No.: SZEM180200138702

Page: 160 of 818

Test mode:	802.11a	Frequency(MHz):	5745	Peak	Horizontal
------------	---------	-----------------	------	------	------------



Condition: 3m HORIZONTAL

Job No : 2939RG

Mode : 5745 TX RSE

: Ant 2 5G WIFI 11A CH149

	Freq	Cable Loss	Ant Factor	Preamplifier Factor	Read Level	Level	Limit	Over Limit	Remark
	MHz	dB	dB/m	dB	dBuV	dBuV/m	dBuV/m	dB	
1	1271.123	4.69	24.82	41.24	46.21	34.48	74.00	-39.52	peak
2	1565.191	5.39	26.10	41.45	46.53	36.57	74.00	-37.43	peak
3	4367.058	7.41	33.60	42.39	48.19	46.81	74.00	-27.19	peak
4	7347.474	10.04	36.36	40.62	44.46	50.24	74.00	-23.76	peak
5	pp11490.000	12.13	38.09	38.19	38.49	50.52	74.00	-23.48	peak
6	17235.000	16.18	43.08	40.48	30.37	49.15	74.00	-24.85	peak

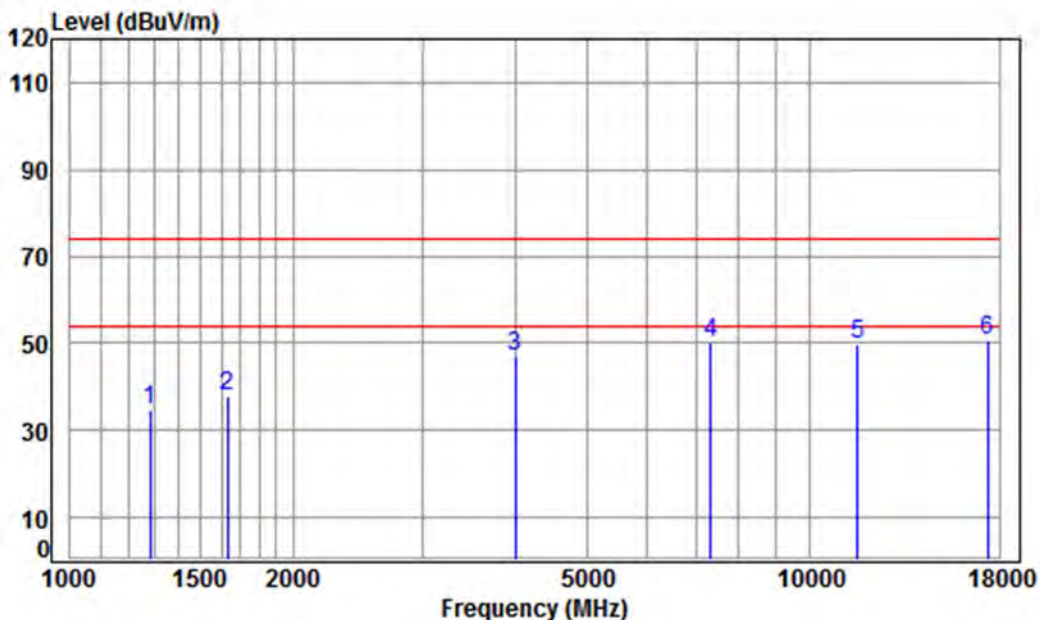


SGS-CSTC Standards Technical Services Co., Ltd.
Shenzhen Branch

Report No.: SZEM180200138702

Page: 161 of 818

Test mode:	802.11a	Frequency(MHz):	5785	Peak	Vertical
------------	---------	-----------------	------	------	----------



Condition: 3m VERTICAL

Job No : 2939RG

Mode : 5785 TX RSE

: Ant 2 5G WIFI 11A CH157

	Freq	Cable Loss	Ant Factor	Preamplifier Factor	Read Level	Level	Limit	Over Limit	Remark
	MHz	dB	dB/m	dB	dBuV	dBuV/m	dBuV/m	dB	
1	1282.193	4.73	24.87	41.25	46.32	34.67	74.00	-39.33	peak
2	1629.825	5.31	26.38	41.49	47.77	37.97	74.00	-36.03	peak
3	3992.781	6.97	33.58	42.32	48.66	46.89	74.00	-27.11	peak
4	7326.267	10.04	36.37	40.63	44.20	49.98	74.00	-24.02	peak
5	11570.000	12.17	38.17	38.24	37.53	49.63	74.00	-24.37	peak
6	pp17355.000	15.92	43.23	40.58	31.86	50.43	74.00	-23.57	peak

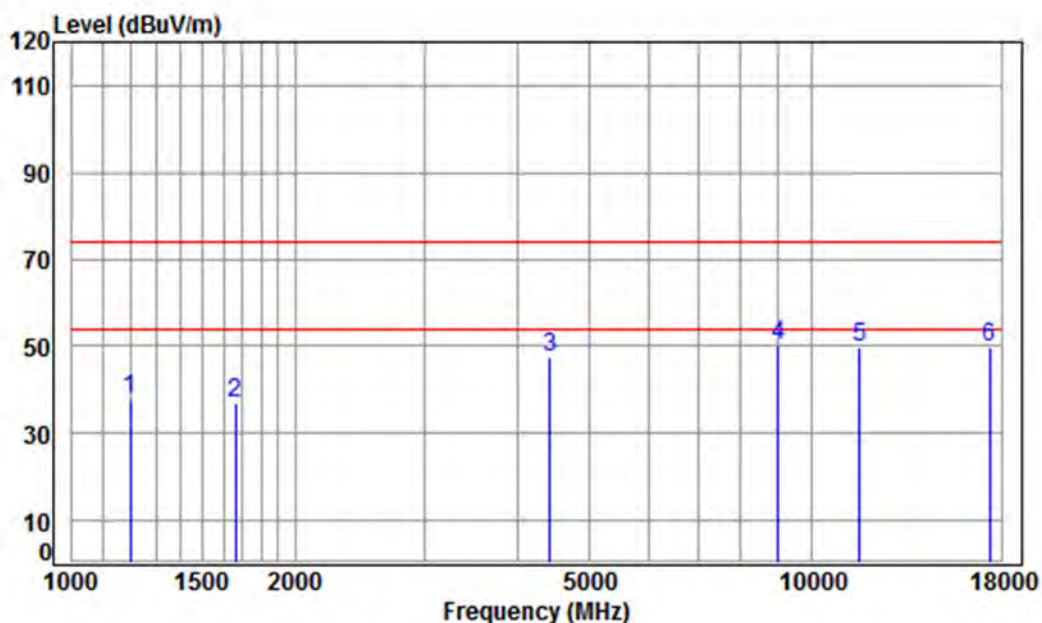


SGS-CSTC Standards Technical Services Co., Ltd.
Shenzhen Branch

Report No.: SZEM180200138702

Page: 162 of 818

Test mode:	802.11a	Frequency(MHz):	5785	Peak	Horizontal
------------	---------	-----------------	------	------	------------



Condition: 3m HORIZONTAL

Job No : 2939RG

Mode : 5785 TX RSE

: Ant 2 5G WIFI 11A CH157

	Freq	Cable Loss	Ant Factor	Preamplifier Factor	Read Level	Level	Limit Line	Over Limit	Remark
	MHz	dB	dB/m	dB	dBuV	dBuV/m	dBuV/m	dB	
1	1199.726	4.42	24.48	41.18	49.96	37.68	74.00	-36.32	peak
2	1663.137	5.27	26.52	41.51	46.79	37.07	74.00	-36.93	peak
3	4417.841	7.47	33.60	42.40	48.62	47.29	74.00	-26.71	peak
4 pp	8995.123	10.40	36.59	38.62	41.74	50.11	74.00	-23.89	peak
5	11570.000	12.17	38.17	38.24	37.48	49.58	74.00	-24.42	peak
6	17355.000	15.92	43.23	40.58	31.12	49.69	74.00	-24.31	peak

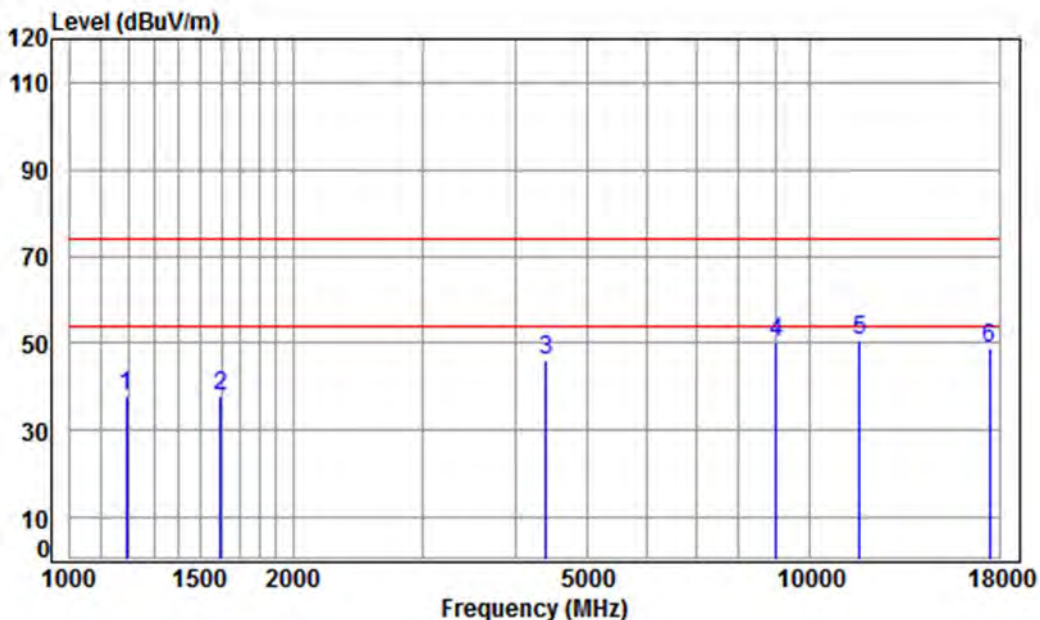


SGS-CSTC Standards Technical Services Co., Ltd.
Shenzhen Branch

Report No.: SZEM180200138702

Page: 163 of 818

Test mode:	802.11a	Frequency(MHz):	5825	Peak	Vertical
------------	---------	-----------------	------	------	----------



Condition: 3m VERTICAL

Job No : 2939RG

Mode : 5825 TX RSE

: Ant 2 5G WIFI 11A CH165

	Freq	Cable Loss	Ant Factor	Preamplifier Factor	Read Level	Level	Limit Line	Over Limit	Remark
	MHz	dB	dB/m	dB	dBuV	dBuV/m	dBuV/m	dB	
1	1192.811	4.39	24.44	41.18	50.36	38.01	74.00	-35.99	peak
2	1597.181	5.35	26.24	41.47	47.67	37.79	74.00	-36.21	peak
3	4392.376	7.44	33.60	42.40	47.64	46.28	74.00	-27.72	peak
4	8995.123	10.40	36.59	38.62	42.01	50.38	74.00	-23.62	peak
5	pp11650.000	12.20	38.25	38.29	38.41	50.57	74.00	-23.43	peak
6	17475.000	15.65	43.37	40.68	30.55	48.89	74.00	-25.11	peak

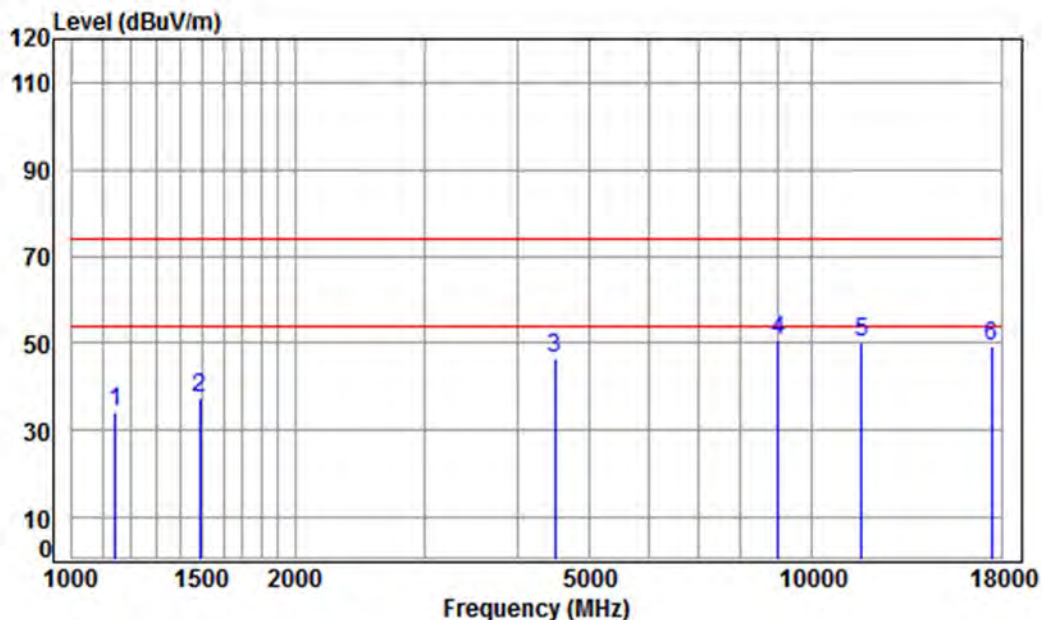


SGS-CSTC Standards Technical Services Co., Ltd.
Shenzhen Branch

Report No.: SZEM180200138702

Page: 164 of 818

Test mode:	802.11a	Frequency(MHz):	5825	Peak	Horizontal
------------	---------	-----------------	------	------	------------



Condition: 3m HORIZONTAL

Job No : 2939RG

Mode : 5825 TX RSE

: Ant 2 5G WIFI 11A CH165

	Freq	Cable Loss	Ant Factor	Preamplifier Factor	Read Level	Level	Limit	Over Limit	Remark
	MHz	dB	dB/m	dB	dBuV	dBuV/m	dBuV/m	dB	
1	1145.507	4.20	24.20	41.14	46.97	34.23	74.00	-39.77	peak
2	1485.841	5.43	25.74	41.40	47.62	37.39	74.00	-36.61	peak
3	4495.125	7.55	33.60	42.42	47.80	46.53	74.00	-27.47	peak
4 pp	8995.123	10.40	36.59	38.62	42.07	50.44	74.00	-23.56	peak
5	11650.000	12.20	38.25	38.29	38.12	50.28	74.00	-23.72	peak
6	17475.000	15.65	43.37	40.68	30.90	49.24	74.00	-24.76	peak

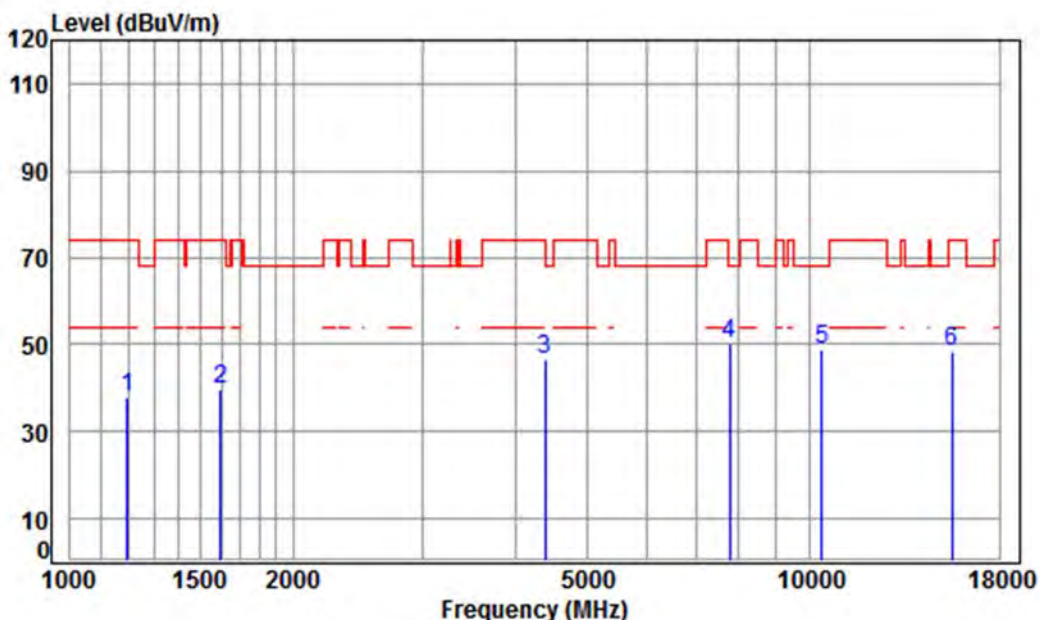


SGS-CSTC Standards Technical Services Co., Ltd.
Shenzhen Branch

Report No.: SZEM180200138702

Page: 165 of 818

Test mode:	802.11n(HT20)	Frequency(MHz):	5180	Peak	Vertical
------------	---------------	-----------------	------	------	----------



Condition: 3m VERTICAL

Job No : 2939RG

Mode : 5180 TX RSE

: Ant 2 5G WIFI 11N CH36

	Freq	Cable Loss	Ant Factor	Preamp Factor	Read Level	Level	Limit	Over	Remark
	MHz	dB	dB/m	dB	dBuV	dBuV/m	dBuV/m	dB	
1	1196.264	4.40	24.46	41.18	50.18	37.86	74.00	-36.14	peak
2	1597.181	5.35	26.24	41.47	49.59	39.71	74.00	-34.29	peak
3	4379.699	7.43	33.60	42.40	48.09	46.72	74.00	-27.28	peak
4 pp	7784.729	9.97	36.47	40.33	44.24	50.35	68.20	-17.85	peak
5	10360.000	11.19	37.24	37.45	37.87	48.85	68.20	-19.35	peak
6	15540.000	14.30	41.38	39.00	31.87	48.55	74.00	-25.45	peak

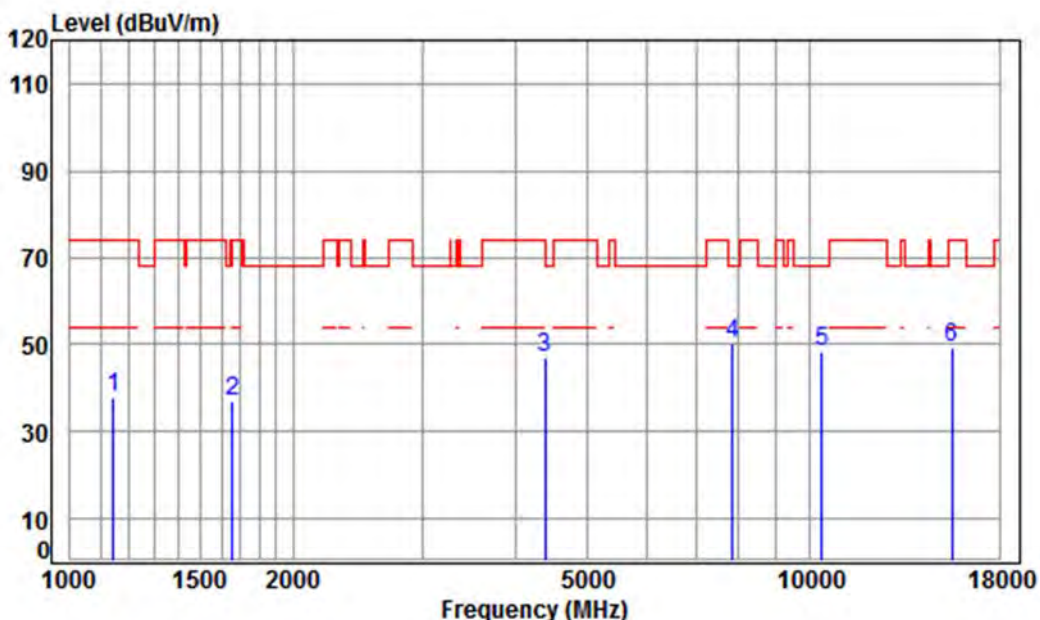


SGS-CSTC Standards Technical Services Co., Ltd. Shenzhen Branch

Report No.: SZEM180200138702

Page: 166 of 818

Test mode:	802.11n(HT20)	Frequency(MHz):	5180	Peak	Horizontal
------------	---------------	-----------------	------	------	------------



Condition: 3m HORIZONTAL

Job No : 2939RG

Mode : 5180 TX RSE

: Ant 2 5G WIFI 11N CH36

	Freq	Cable Loss	Ant Factor	Preamplifier Factor	Read Level	Level	Limit	Over Limit	Remark
	MHz	dB	dB/m	dB	dBuV	dBuV/m	dBuV/m	dB	
1	1145.507	4.20	24.20	41.14	50.70	37.96	74.00	-36.04	peak
2	1658.337	5.28	26.50	41.51	46.81	37.08	68.20	-31.12	peak
3	4379.699	7.43	33.60	42.40	48.33	46.96	74.00	-27.04	peak
4 pp	7852.524	9.96	36.51	40.29	44.00	50.18	68.20	-18.02	peak
5	10360.000	11.19	37.24	37.45	37.50	48.48	68.20	-19.72	peak
6	15540.000	14.30	41.38	39.00	32.41	49.09	74.00	-24.91	peak

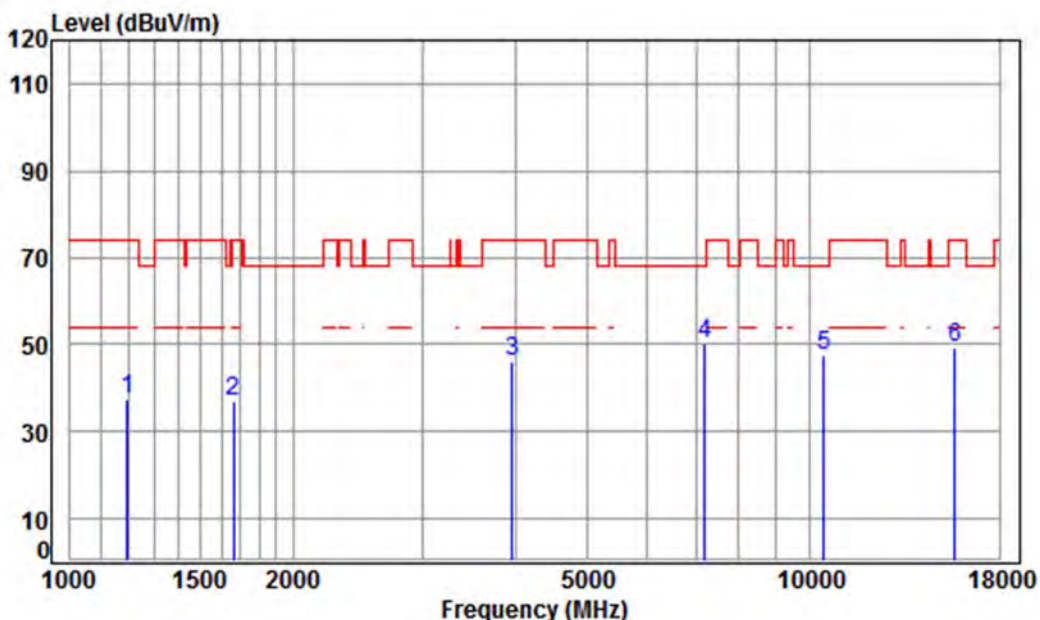


SGS-CSTC Standards Technical Services Co., Ltd.
Shenzhen Branch

Report No.: SZEM180200138702

Page: 167 of 818

Test mode:	802.11n(HT20)	Frequency(MHz):	5220	Peak	Vertical
------------	---------------	-----------------	------	------	----------



Condition: 3m VERTICAL

Job No : 2939RG

Mode : 5220 TX RSE

: Ant 2 5G WIFI 11N CH44

	Freq	Cable Loss	Ant Factor	Preamplifier Factor	Read Level	Level	Limit	Over Limit	Remark
	MHz	dB	dB/m	dB	dBuV	dBuV/m	dBuV/m	dB	
1	1196.264	4.40	24.46	41.18	49.67	37.35	74.00	-36.65	peak
2	1663.137	5.27	26.52	41.51	46.45	36.73	74.00	-37.27	peak
3	3958.309	6.94	33.49	42.32	48.17	46.28	74.00	-27.72	peak
4 pp	7200.309	10.08	36.42	40.72	44.46	50.24	68.20	-17.96	peak
5	10440.000	11.25	37.16	37.51	36.72	47.62	68.20	-20.58	peak
6	15660.000	14.48	41.34	39.11	32.48	49.19	74.00	-24.81	peak

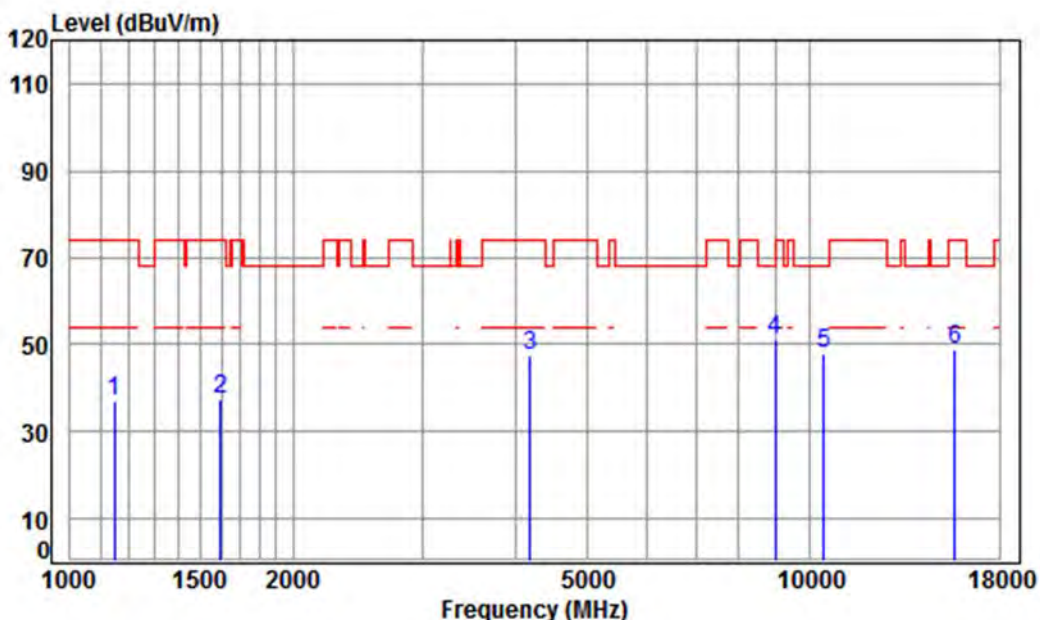


SGS-CSTC Standards Technical Services Co., Ltd.
Shenzhen Branch

Report No.: SZEM180200138702

Page: 168 of 818

Test mode:	802.11n(HT20)	Frequency(MHz):	5220	Peak	Horizontal
------------	---------------	-----------------	------	------	------------



Condition: 3m HORIZONTAL

Job No : 2939RG

Mode : 5220 TX RSE

: Ant 2 5G WIFI 11N CH44

	Freq	Cable Loss	Ant Factor	Preamplifier Factor	Read Level	Level	Limit	Over Limit	Remark
	MHz	dB	dB/m	dB	dBuV	dBuV/m	dBuV/m	dB	
1	1148.823	4.21	24.22	41.14	49.89	37.18	74.00	-36.82	peak
2	1597.181	5.35	26.24	41.47	47.18	37.30	74.00	-36.70	peak
3	4181.768	7.20	33.60	42.36	48.95	47.39	74.00	-26.61	peak
4 pp	8969.161	10.39	36.56	38.66	42.91	51.20	68.20	-17.00	peak
5	10440.000	11.25	37.16	37.51	36.90	47.80	68.20	-20.40	peak
6	15660.000	14.48	41.34	39.11	32.32	49.03	74.00	-24.97	peak

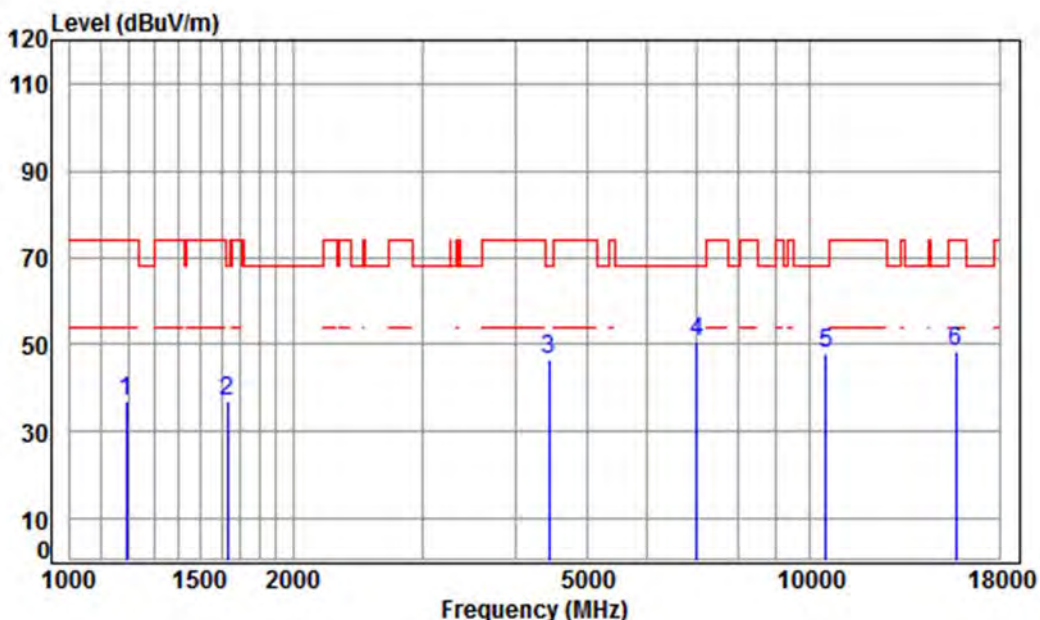


SGS-CSTC Standards Technical Services Co., Ltd.
Shenzhen Branch

Report No.: SZEM180200138702

Page: 169 of 818

Test mode:	802.11n(HT20)	Frequency(MHz):	5240	Peak	Vertical
------------	---------------	-----------------	------	------	----------



Condition: 3m VERTICAL

Job No : 2939RG

Mode : 5240 TX RSE

: Ant 2 5G WIFI 11N CH48

	Freq	Cable Loss	Ant Factor	Preamp Factor	Read Level	Level	Limit	Over	Remark
	MHz	dB	dB/m	dB	dBuV	dBuV/m	dBuV/m	dB	
1	1192.811	4.39	24.44	41.18	49.13	36.78	74.00	-37.22	peak
2	1629.825	5.31	26.38	41.49	46.96	37.16	68.20	-31.04	peak
3	4443.453	7.50	33.60	42.41	47.97	46.66	68.20	-21.54	peak
4 pp	7035.727	10.12	36.49	40.83	44.80	50.58	68.20	-17.62	peak
5	10480.000	11.28	37.12	37.53	36.91	47.78	68.20	-20.42	peak
6	15720.000	14.57	41.31	39.17	31.69	48.40	74.00	-25.60	peak

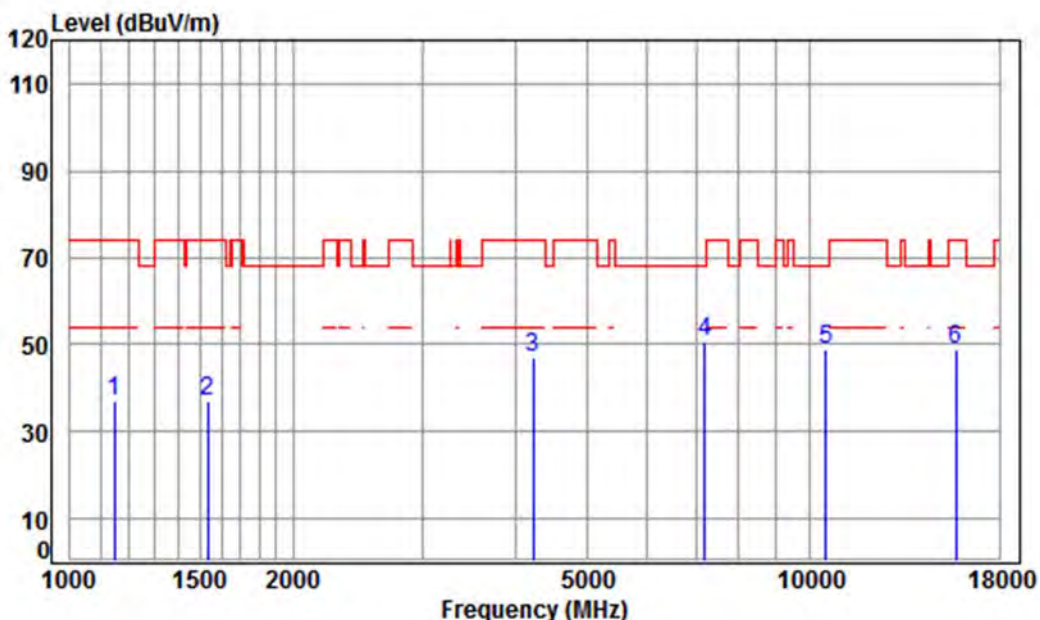


SGS-CSTC Standards Technical Services Co., Ltd. Shenzhen Branch

Report No.: SZEM180200138702

Page: 170 of 818

Test mode:	802.11n(HT20)	Frequency(MHz):	5240	Peak	Horizontal
------------	---------------	-----------------	------	------	------------



Condition: 3m HORIZONTAL

Job No : 2939RG

Mode : 5240 TX RSE

: Ant 2 5G WIFI 11N CH48

	Freq	Cable Loss	Ant Factor	Preamplifier Factor	Read Level	Level	Limit Line	Over Limit	Remark
	MHz	dB	dB/m	dB	dBuV	dBuV/m	dBuV/m	dB	
1	1148.823	4.21	24.22	41.14	49.85	37.14	74.00	-36.86	peak
2	1533.841	5.44	25.96	41.43	47.02	36.99	74.00	-37.01	peak
3	4218.186	7.24	33.60	42.37	48.32	46.79	74.00	-27.21	peak
4 pp	7200.309	10.08	36.42	40.72	44.97	50.75	68.20	-17.45	peak
5	10480.000	11.28	37.12	37.53	37.99	48.86	68.20	-19.34	peak
6	15720.000	14.57	41.31	39.17	32.29	49.00	74.00	-25.00	peak

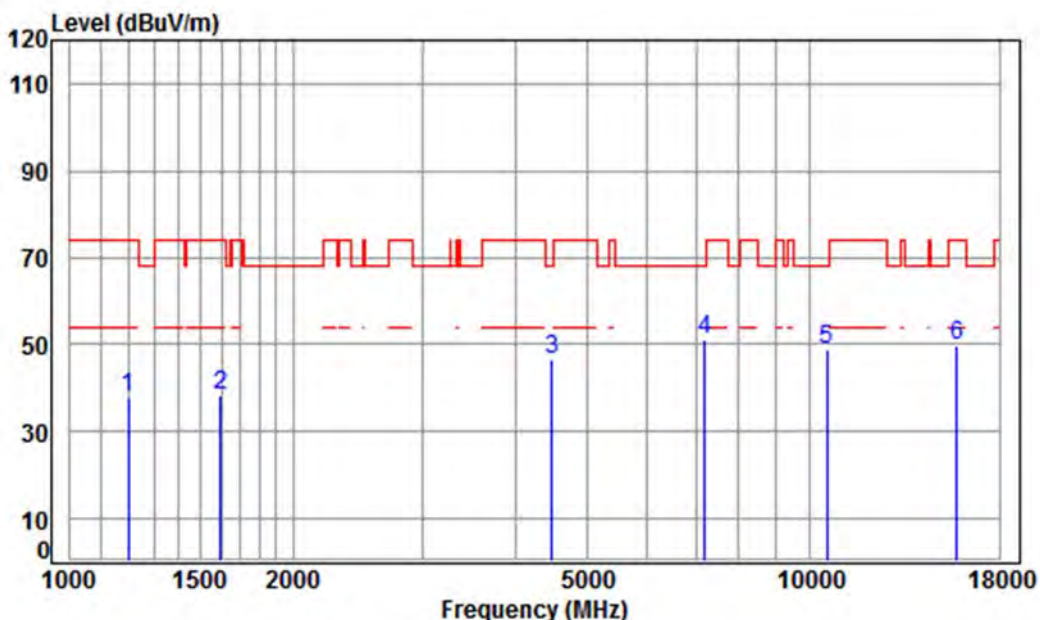


SGS-CSTC Standards Technical Services Co., Ltd.
Shenzhen Branch

Report No.: SZEM180200138702

Page: 171 of 818

Test mode:	802.11n(HT20)	Frequency(MHz):	5260	Peak	Vertical
------------	---------------	-----------------	------	------	----------



Condition: 3m VERTICAL

Job No : 2939RG

Mode : 5260 TX RSE

: Ant 2 5G WIFI 11N CH52

	Freq	Cable Loss	Ant Factor	Preamplifier Factor	Read Level	Level	Limit	Over Limit	Remark
	MHz	dB	dB/m	dB	dBuV	dBuV/m	dBuV/m	dB	
1	1199.726	4.42	24.48	41.18	50.07	37.79	74.00	-36.21	peak
2	1597.181	5.35	26.24	41.47	48.40	38.52	74.00	-35.48	peak
3	4482.150	7.54	33.60	42.41	47.87	46.60	68.20	-21.60	peak
4 pp	7200.309	10.08	36.42	40.72	45.10	50.88	68.20	-17.32	peak
5	10520.000	11.30	37.12	37.56	38.11	48.97	68.20	-19.23	peak
6	15780.000	14.66	41.29	39.22	32.84	49.57	74.00	-24.43	peak

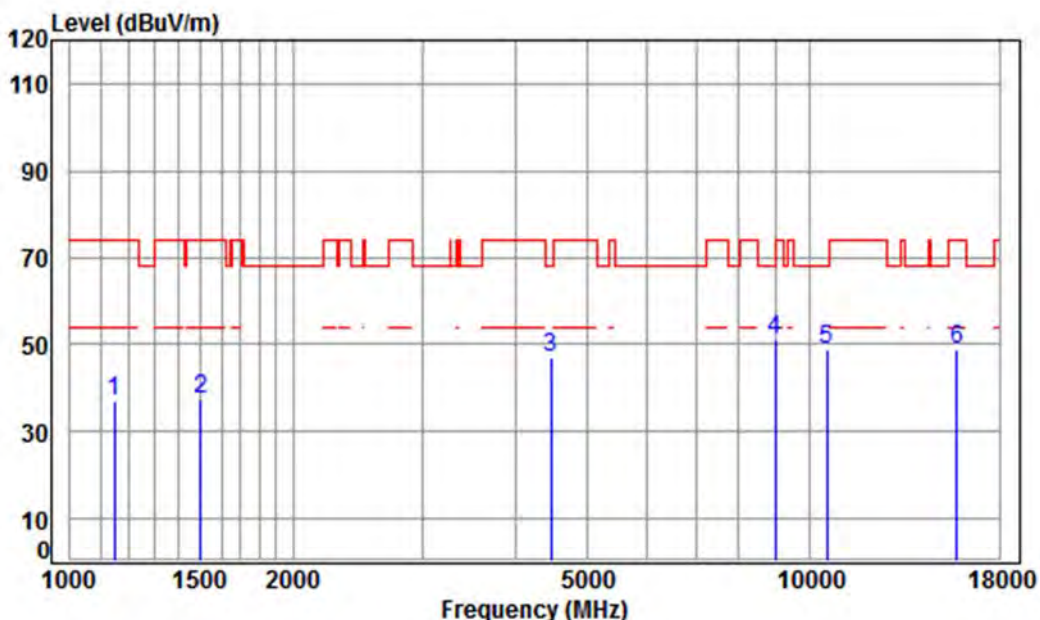


SGS-CSTC Standards Technical Services Co., Ltd.
Shenzhen Branch

Report No.: SZEM180200138702

Page: 172 of 818

Test mode:	802.11n(HT20)	Frequency(MHz):	5260	Peak	Horizontal
------------	---------------	-----------------	------	------	------------



Condition: 3m HORIZONTAL

Job No : 2939RG

Mode : 5260 TX RSE

: Ant 2 5G WIFI 11N CH52

	Freq	Cable Loss	Ant Factor	Preamplifier Factor	Read Level	Limit Level	Limit Line	Over Limit	Remark
	MHz	dB	dB/m	dB	dBuV	dBuV/m	dBuV/m	dB	
1	1148.823	4.21	24.22	41.14	49.49	36.78	74.00	-37.22	peak
2	1503.119	5.48	25.81	41.41	47.37	37.25	74.00	-36.75	peak
3	4469.214	7.53	33.60	42.41	48.24	46.96	68.20	-21.24	peak
4 pp	8969.161	10.39	36.56	38.66	43.03	51.32	68.20	-16.88	peak
5	10520.000	11.30	37.12	37.56	37.77	48.63	68.20	-19.57	peak
6	15780.000	14.66	41.29	39.22	32.05	48.78	74.00	-25.22	peak

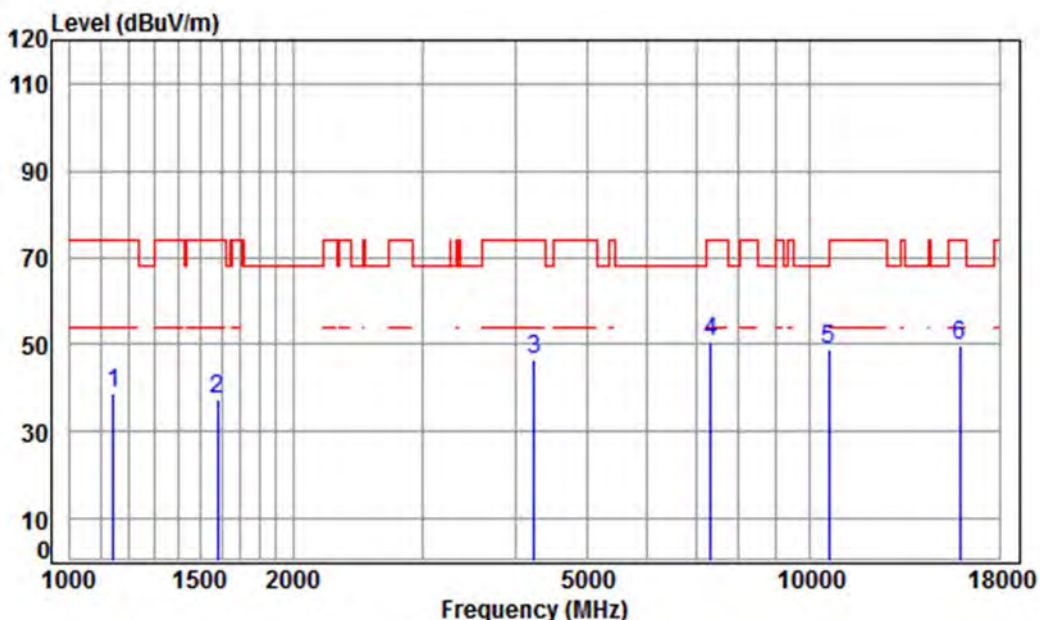


SGS-CSTC Standards Technical Services Co., Ltd. Shenzhen Branch

Report No.: SZEM180200138702

Page: 173 of 818

Test mode:	802.11n(HT20)	Frequency(MHz):	5300	Peak	Vertical
------------	---------------	-----------------	------	------	----------



Condition: 3m VERTICAL

Job No : 2939RG

Mode : 5300 TX RSE

: Ant 2 5G WIFI 11N CH60

	Freq	Cable Loss	Ant Factor	Preamp Factor	Read Level	Level	Limit	Over	Remark
	MHz	dB	dB/m	dB	dBuV	dBuV/m	dBuV/m	dB	
1	1145.507	4.20	24.20	41.14	51.57	38.83	74.00	-35.17	peak
2	1583.392	5.37	26.18	41.46	47.42	37.51	74.00	-36.49	peak
3	4230.396	7.26	33.60	42.37	48.09	46.58	74.00	-27.42	peak
4	7326.267	10.04	36.37	40.63	44.68	50.46	74.00	-23.54	peak
5	pp10600.000	11.36	37.22	37.62	37.88	48.84	68.20	-19.36	peak
6	15900.000	14.84	41.24	39.33	32.98	49.73	74.00	-24.27	peak

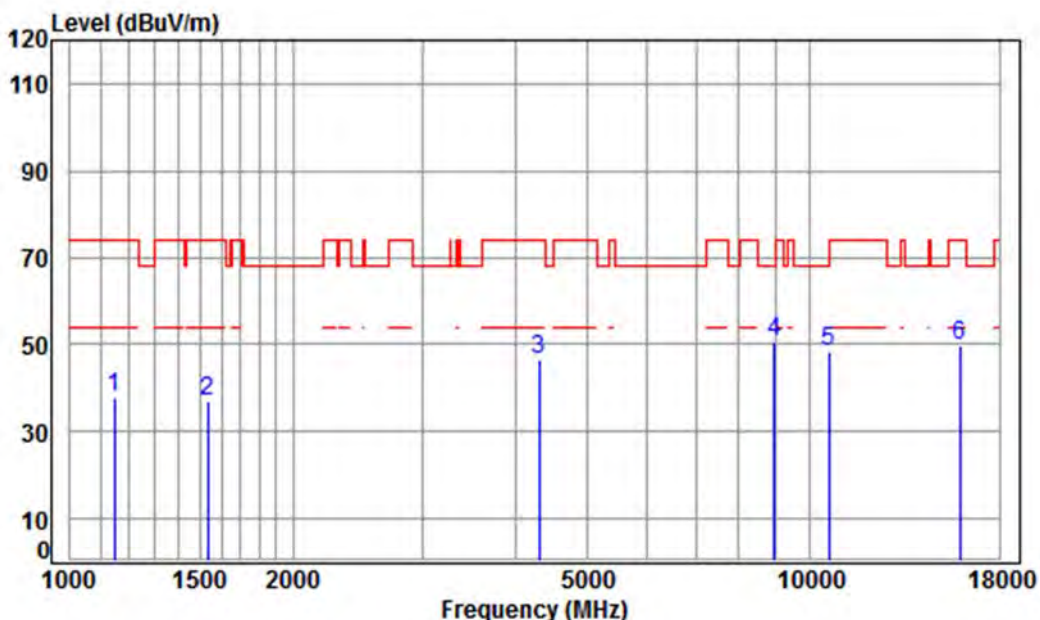


SGS-CSTC Standards Technical Services Co., Ltd.
Shenzhen Branch

Report No.: SZEM180200138702

Page: 174 of 818

Test mode:	802.11n(HT20)	Frequency(MHz):	5300	Peak	Horizontal
------------	---------------	-----------------	------	------	------------



Condition: 3m HORIZONTAL

Job No : 2939RG

Mode : 5300 TX RSE

: Ant 2 5G WIFI 11N CH60

	Freq	Cable Loss	Ant Factor	Preamp Factor	Read Level	Level	Limit	Over	Remark
	MHz	dB	dB/m	dB	dBuV	dBuV/m	dBuV/m	dB	
1	1148.823	4.21	24.22	41.14	50.59	37.88	74.00	-36.12	peak
2	1533.841	5.44	25.96	41.43	46.87	36.84	74.00	-37.16	peak
3	4304.400	7.34	33.60	42.38	47.81	46.37	74.00	-27.63	peak
4 pp	8943.274	10.39	36.53	38.70	42.44	50.66	68.20	-17.54	peak
5	10600.000	11.36	37.22	37.62	37.22	48.18	68.20	-20.02	peak
6	15900.000	14.84	41.24	39.33	32.81	49.56	74.00	-24.44	peak