


---

## 1 PHOTOS FROM TEST SETUP

### 1.1 Test setup details

Operation mode: continuous transmission, modulating.

Test set-up photo:



## 1.2 Test setup details


Operation mode: continuous transmission, modulating.

Test set-up photos:


Radio chamber, 1 – 4 GHz



Big chamber, 4 – 18 GHz



Big chamber, 18 – 25 GHz




### 1.3 Test setup details

Operation mode: Receiver active

Test setup photo:  
30 – 1000 MHz



1 – 13 GHz



## 2 PHOTO OF THE EUT

