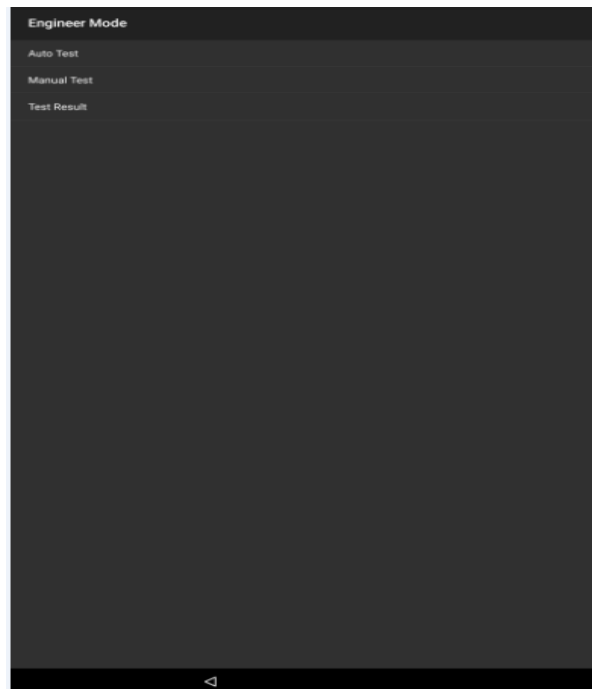
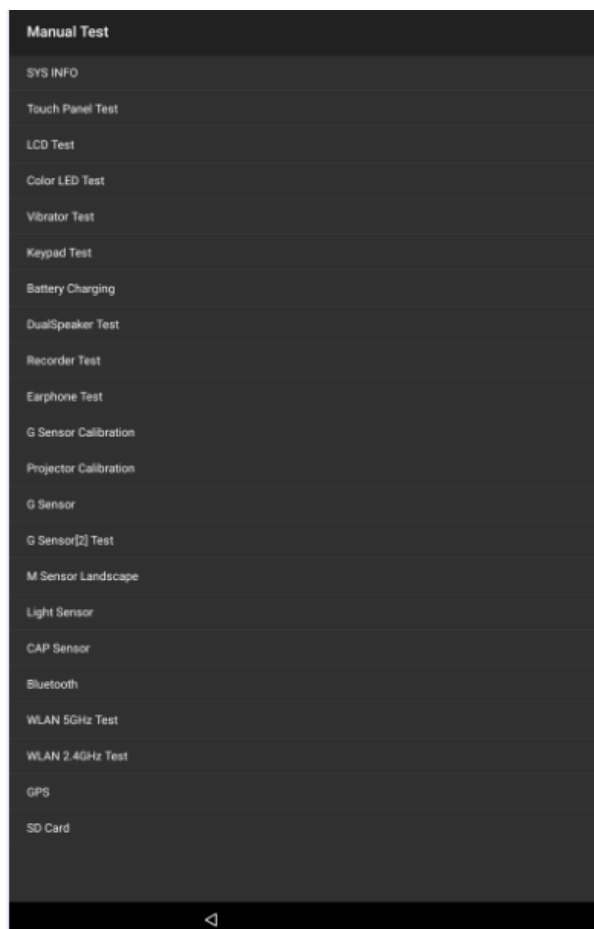


CAP Sensor Test Procedure:

一、Dial keypad “####1111#” enter engineer mode




二、Enter Manual Test



三、CAP Sensor test

After enter CAP Sensor test interface, when hand close to the antenna location (near back camera), the screen show “测试 pass”, if hand away from the location, the screen show “未触发”, shown as the following pictures. That means the sensor is ok, if not, the sensor is NG, factory will debug it.



四. Typically what is done in our drivers for FCC failsafe mode is the following:

Any failure when i2c read, the driver forces modem to be low. One customer requested a periodic check where we'd read i2c registers and if that failed or if registers were changed, we would force the modem to low power