

Appendix for 15.247

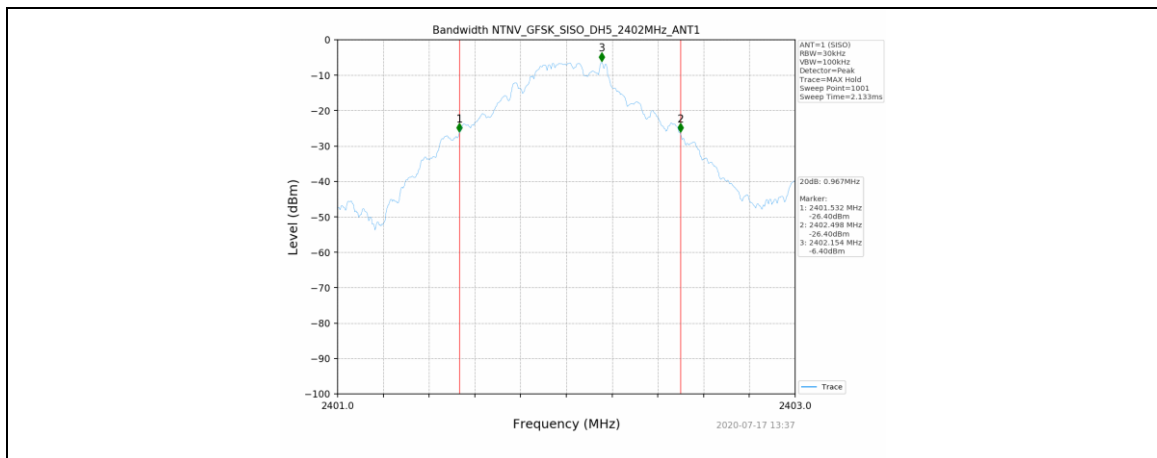
1. Bandwidth

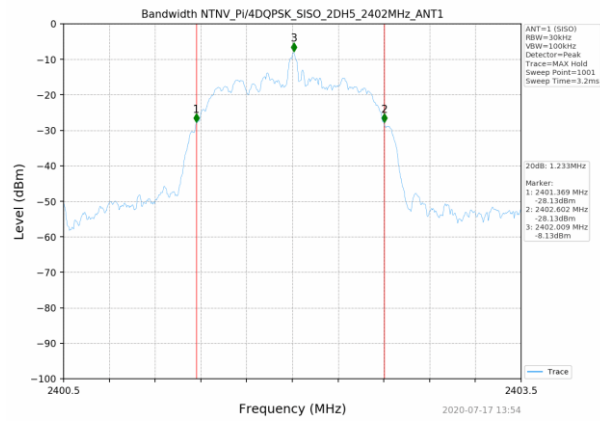
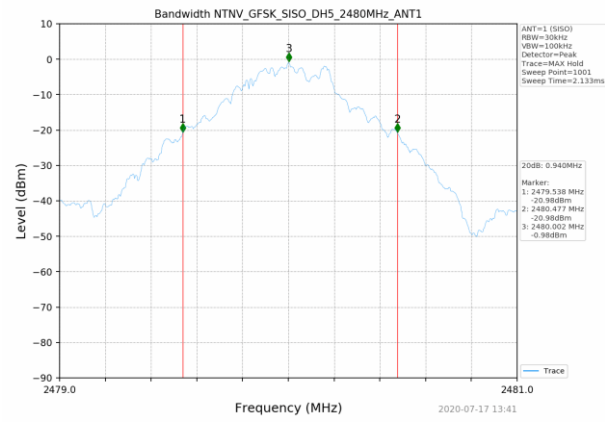
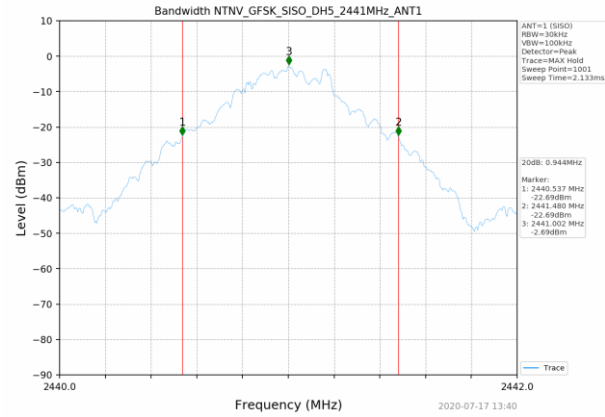
1.1 Test Result

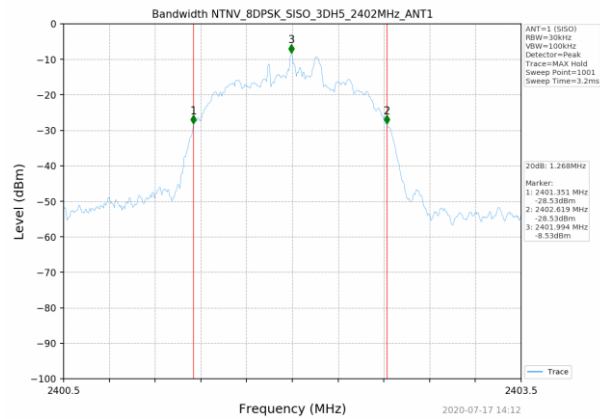
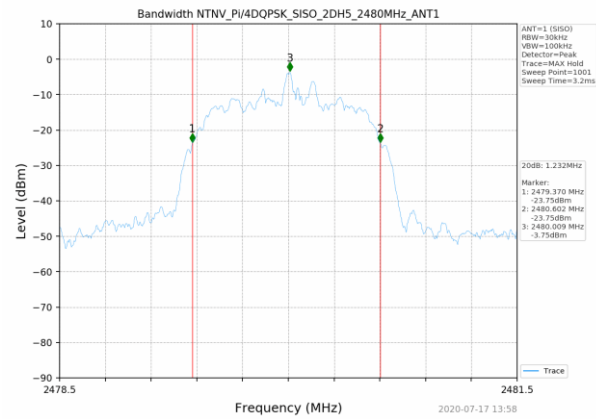
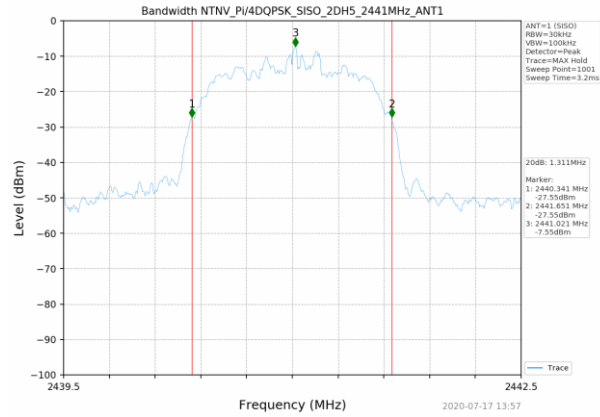
Test Mode	Frequency (MHz)	TX Type	ANT No.	20dB Bandwidth	Verdict
				Test Result (MHz)	
GFSK	2402	SISO	1	0.967	PASS
	2441	SISO	1	0.944	PASS
	2480	SISO	1	0.940	PASS
Pi/4DQPSK	2402	SISO	1	1.233	PASS
	2441	SISO	1	1.311	PASS
	2480	SISO	1	1.232	PASS
8DPSK	2402	SISO	1	1.268	PASS
	2441	SISO	1	1.259	PASS
	2480	SISO	1	1.290	PASS

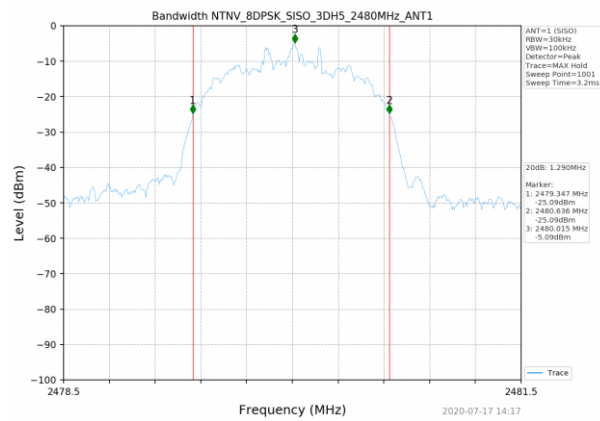
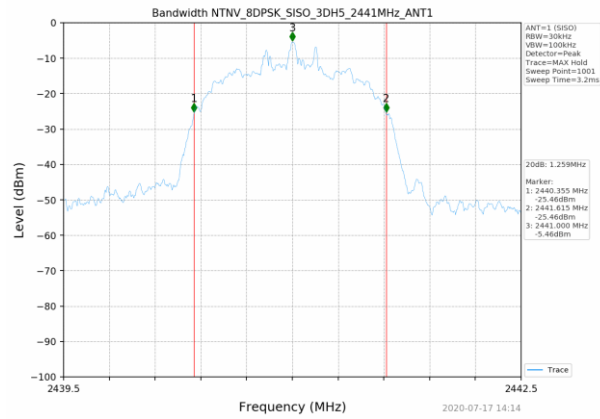
Test Mode	Frequency (MHz)	TX Type	ANT No.	99% Occupied Bandwidth	
				Test Result (MHz)	
GFSK	2402	SISO	1	0.876	Only for Report Use
	2441	SISO	1	0.861	Only for Report Use
	2480	SISO	1	0.865	Only for Report Use
Pi/4DQPSK	2402	SISO	1	1.170	Only for Report Use
	2441	SISO	1	1.177	Only for Report Use
	2480	SISO	1	1.171	Only for Report Use
8DPSK	2402	SISO	1	1.168	Only for Report Use
	2441	SISO	1	1.181	Only for Report Use
	2480	SISO	1	1.167	Only for Report Use

1.2 Test Graph - 20dB Bandwidth

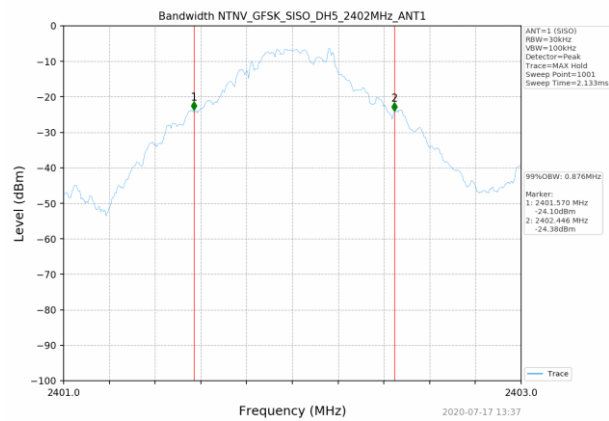


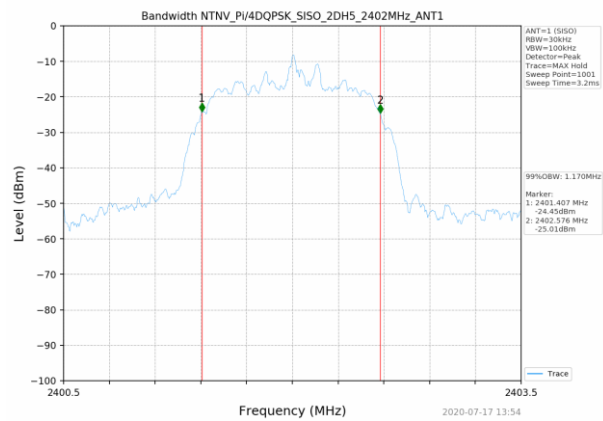
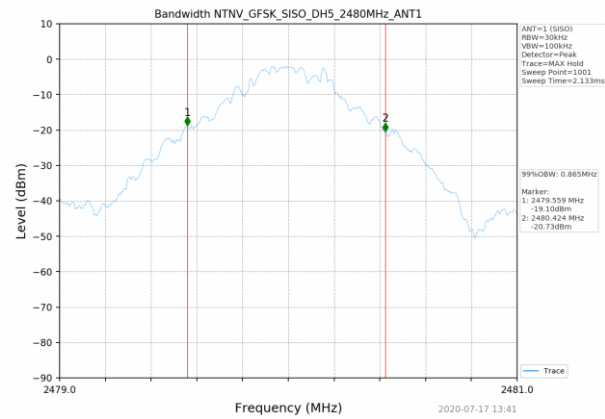
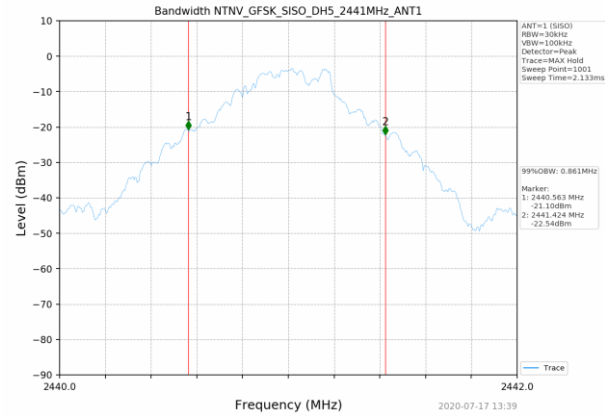


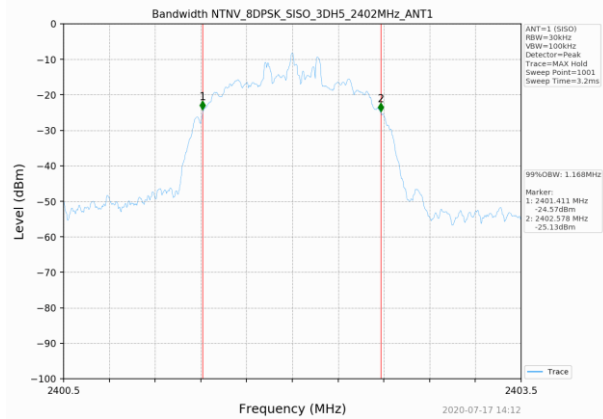
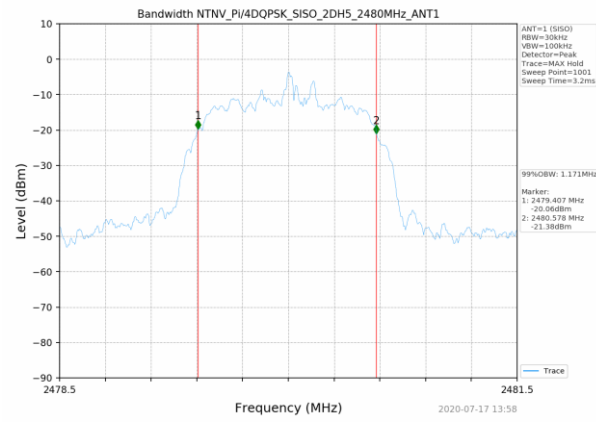
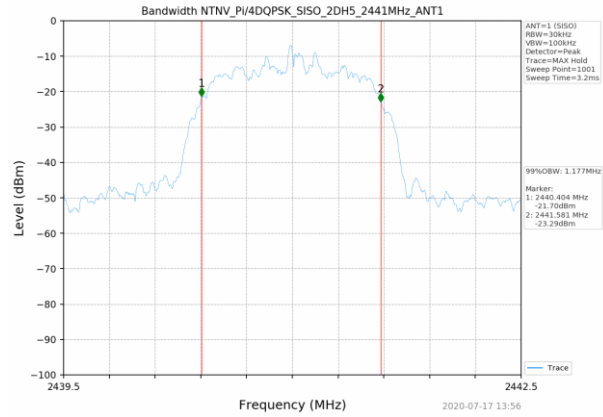


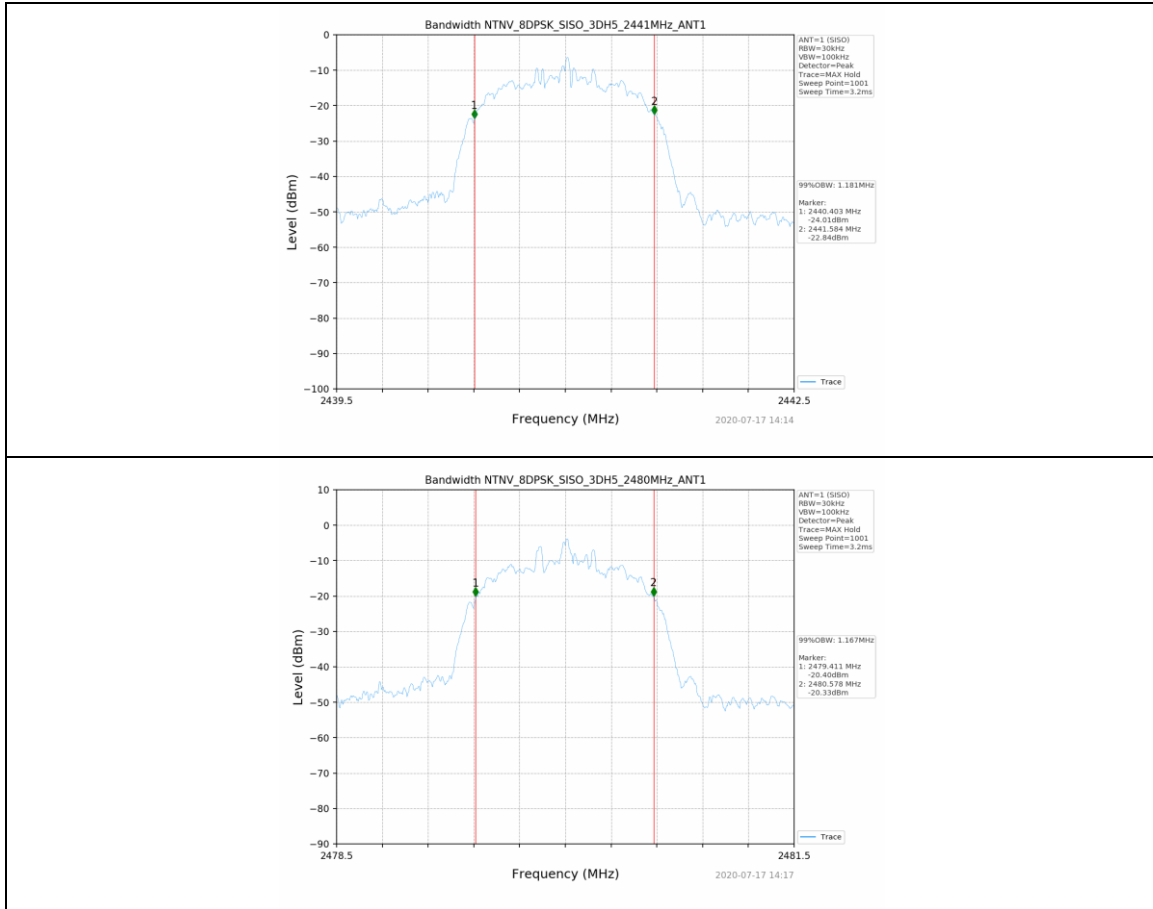


1.3 Test Graph - 99% Occupied Bandwidth







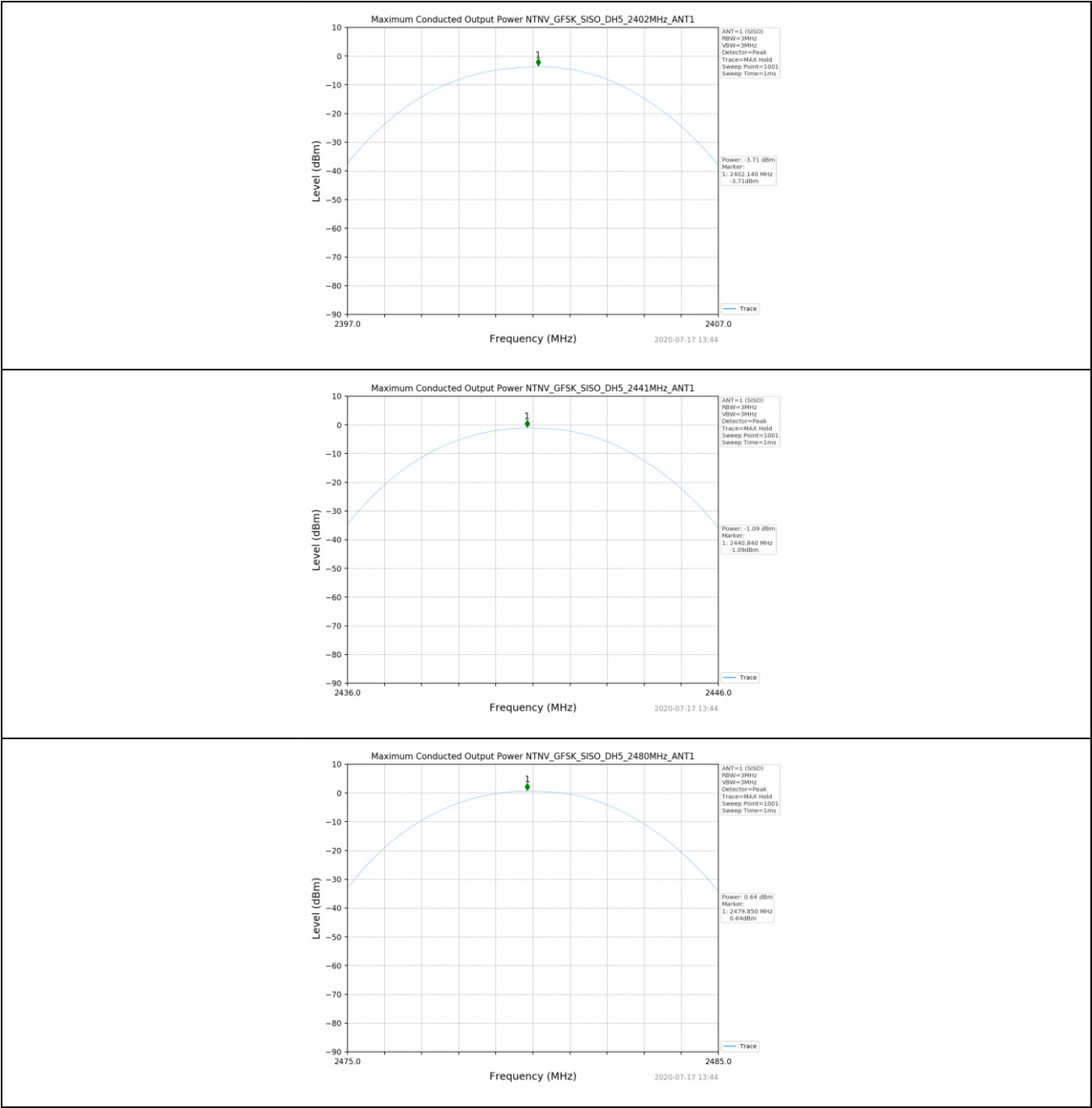


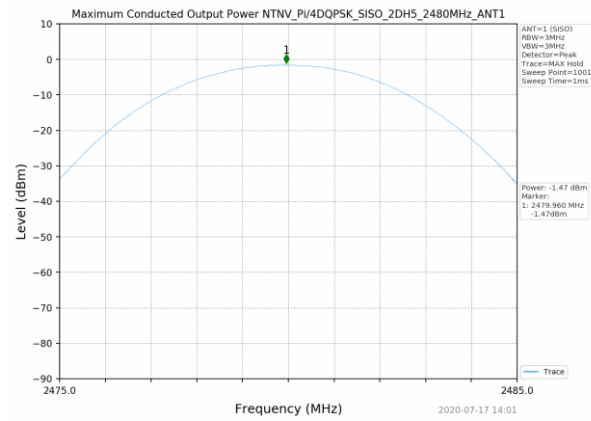
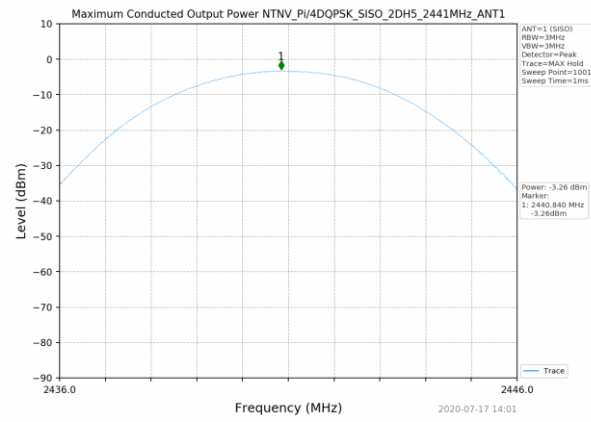
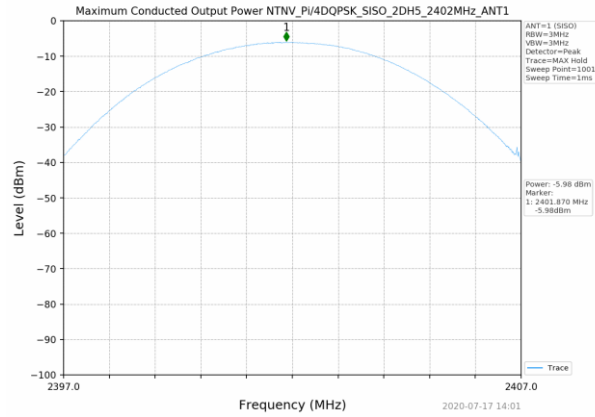
2. Maximum Conducted Output Power

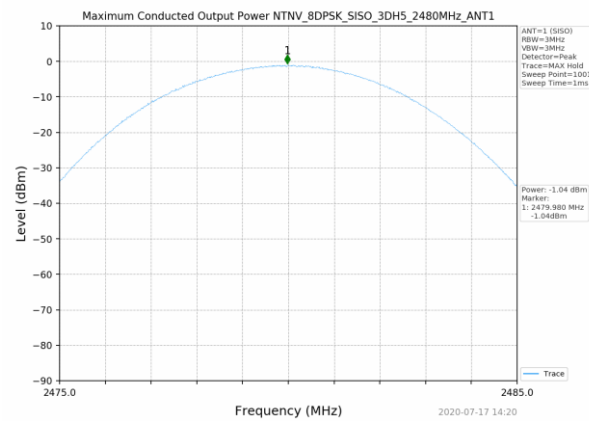
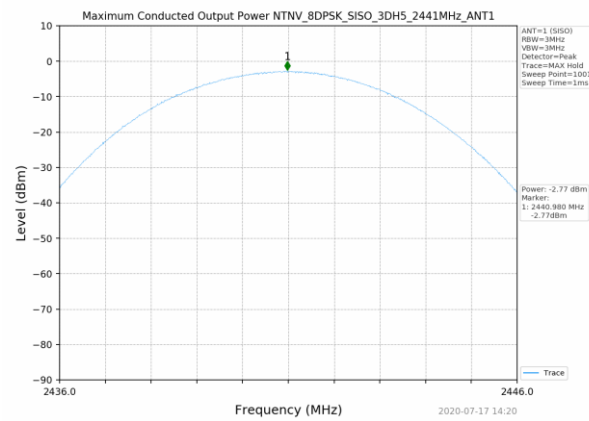
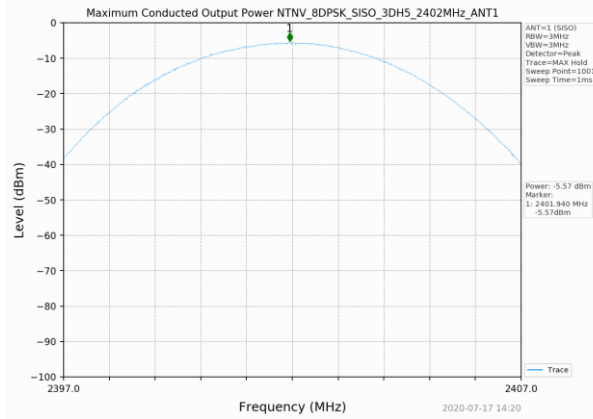
2.1 Test Result

Test Mode	Frequency (MHz)	Tx Type	Measured Peak Output Power (dBm)	Limits (dBm)	Verdict
			Ant 1		
GFSK	2402	SISO	-3.71	20.97	PASS
	2441	SISO	-1.09	20.97	PASS
	2480	SISO	0.64	20.97	PASS
Pi/4DQPSK	2402	SISO	-5.98	20.97	PASS
	2441	SISO	-3.26	20.97	PASS
	2480	SISO	-1.47	20.97	PASS
8DPSK	2402	SISO	-5.57	20.97	PASS
	2441	SISO	-2.77	20.97	PASS
	2480	SISO	-1.04	20.97	PASS

2.2 Test Graph





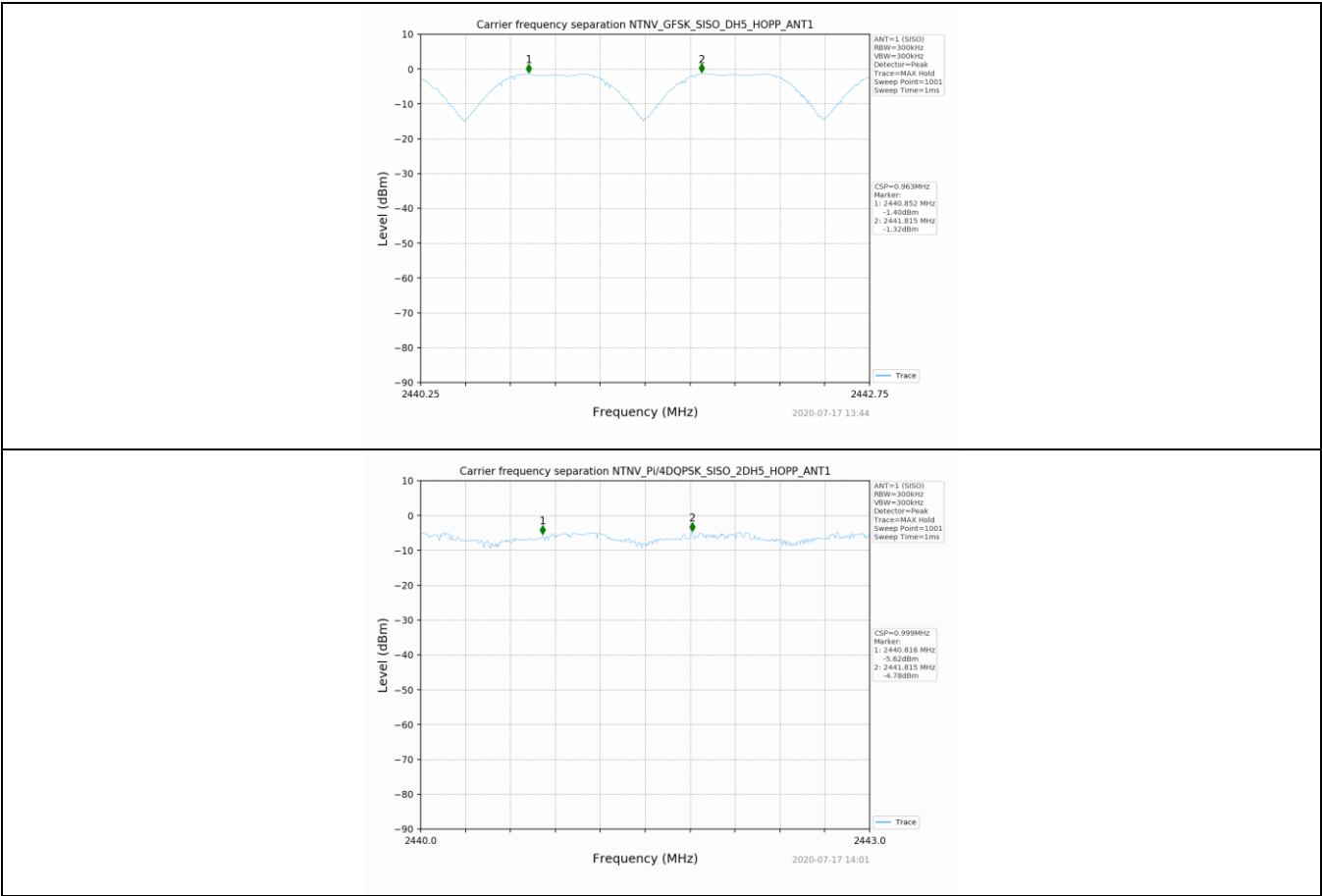


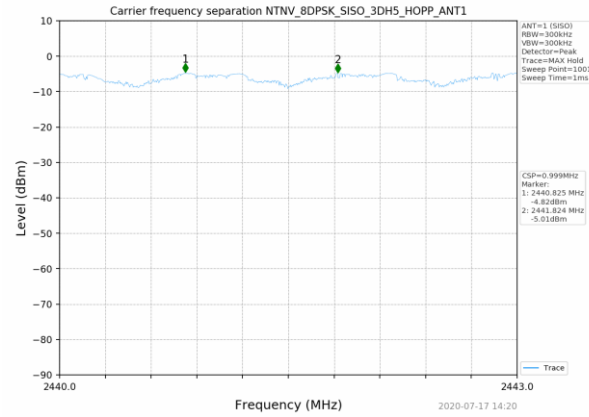
3. Carrier frequency separation

3.1 Test Result

Test Mode	TX Type	ANT No.	Channel Separation (MHz)	20dB Bandwidth (MHz)	Limits (MHz)	Verdict
GFSK	SISO	1	0.963	0.967	≥ 0.645	PASS
Pi/4DQPSK	SISO	1	0.999	1.311	≥ 0.874	PASS
8DPSK	SISO	1	0.999	1.290	≥ 0.860	PASS

3.2 Test Graph



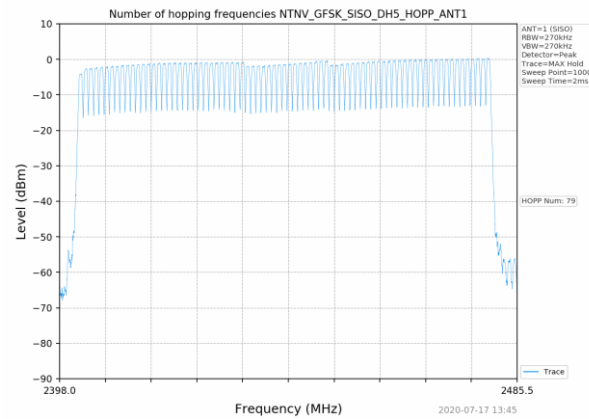


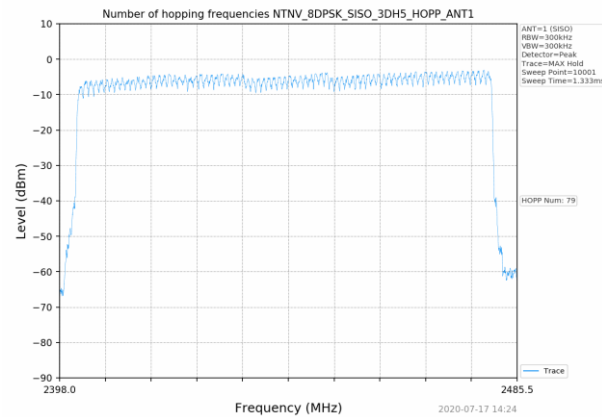
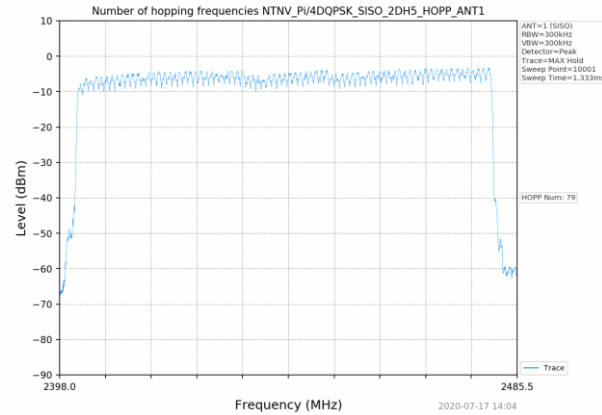
4. Number of hopping frequencies

4.1 Test Result

Test Mode	TX Type	ANT No.	Num of Hopping Frequencies	Limits	Verdict
GFSK	SISO	1	79	≥ 15	PASS
Pi/4DQPSK	SISO	1	79	≥ 15	PASS
8DPSK	SISO	1	79	≥ 15	PASS

4.2 Test Graph





5. Unwanted Emissions in Non-restricted Frequency Bands

5.1 Test Result

Test Mode	Frequency (MHz)	TX Type	ANT No.	Spurious Conducted Emission (dBm)	Limits (dBm)	Verdict
GFSK	2402	SISO	1	Refer to test graph	-19.72	PASS
	2441	SISO	1	Refer to test graph	-19.72	PASS
	2480	SISO	1	Refer to test graph	-19.72	PASS
	Hopping	SISO	1	Refer to test graph	-19.72	PASS
Pi/4DQPSK	2402	SISO	1	Refer to test graph	-23.10	PASS
	2441	SISO	1	Refer to test graph	-23.10	PASS
	2480	SISO	1	Refer to test graph	-23.10	PASS
	Hopping	SISO	1	Refer to test graph	-23.10	PASS
8DPSK	2402	SISO	1	Refer to test graph	-23.13	PASS
	2441	SISO	1	Refer to test graph	-23.13	PASS
	2480	SISO	1	Refer to test graph	-23.13	PASS
	Hopping	SISO	1	Refer to test graph	-23.13	PASS

5.2 Test Graph

