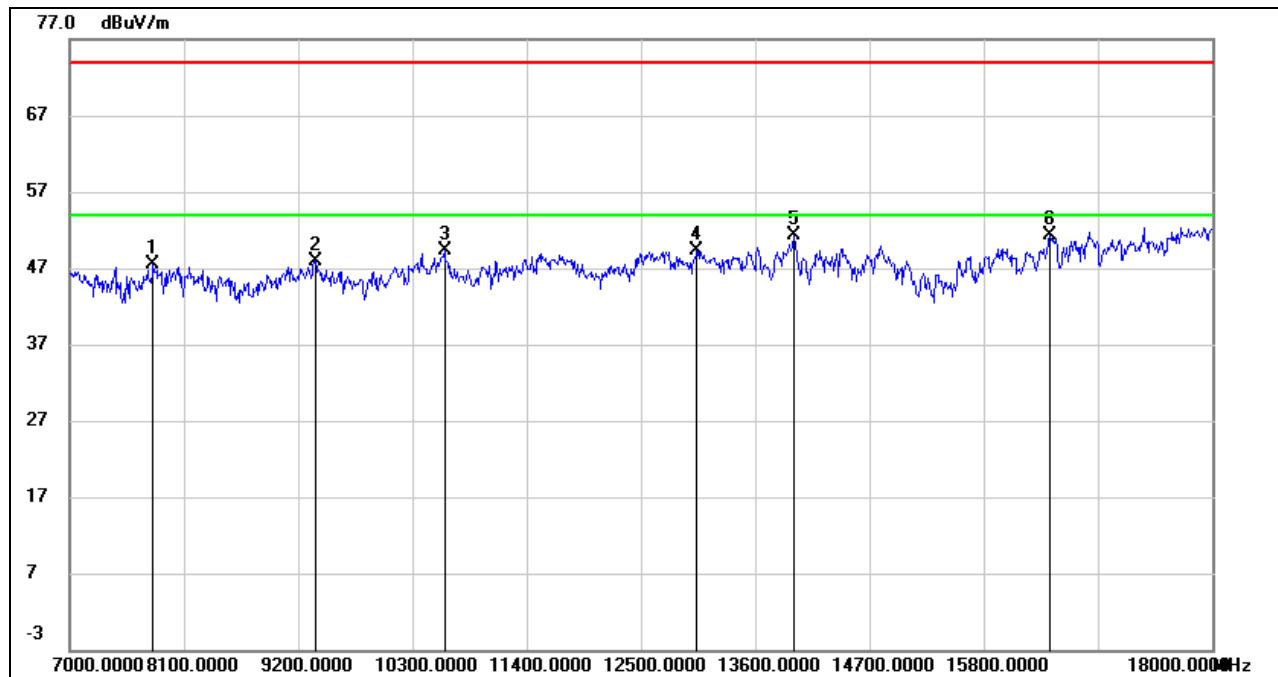




HORIZONTAL RESULTS

7-18GHz



No.	Frequency (MHz)	Reading (dBuV)	Correct (dB/m)	Result (dBuV/m)	Limit (dBuV/m)	Margin (dB)	Remark
1	7803.000	39.31	8.15	47.46	74.00	-26.54	peak
2	9365.000	38.15	9.72	47.87	74.00	-26.13	peak
3	10608.000	37.00	12.39	49.39	74.00	-24.61	peak
4	13039.000	34.13	15.16	49.29	74.00	-24.71	peak
5	13974.000	35.12	16.16	51.28	74.00	-22.72	peak
6	16438.000	31.89	19.41	51.30	74.00	-22.70	peak

Note: 1. Measurement = Reading Level + Correct Factor.

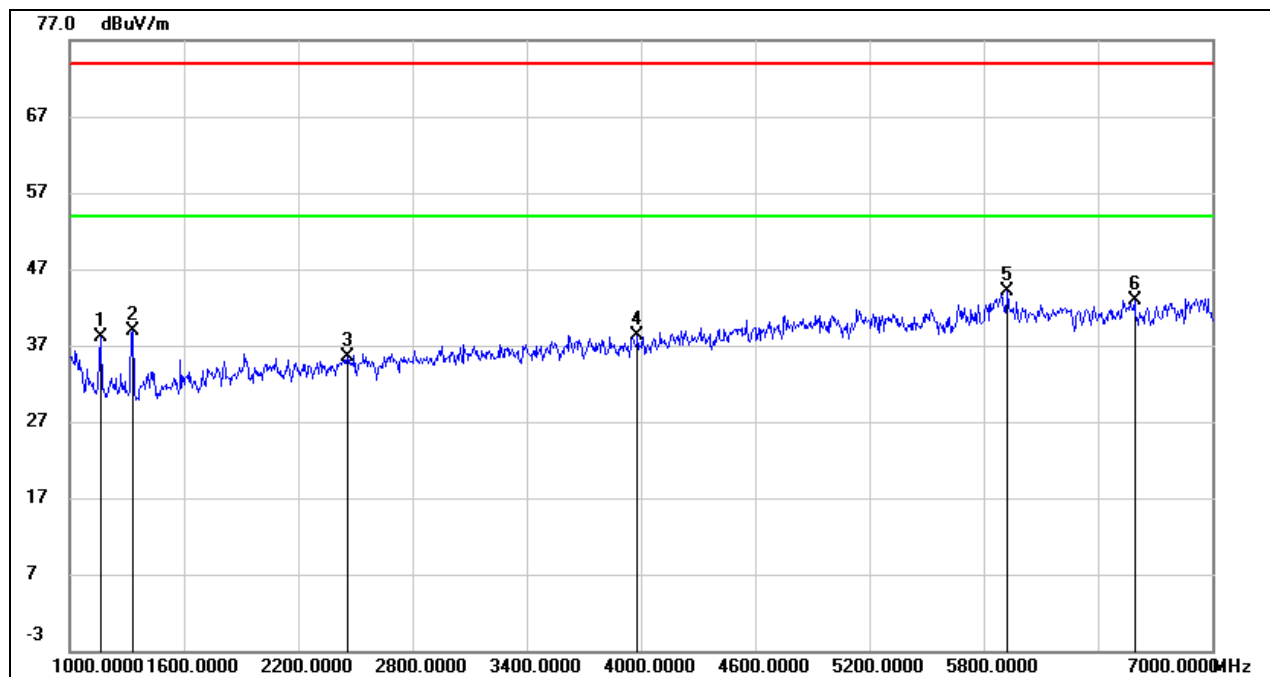
2. If Peak Result complies with AV limit, AV Result is deemed to comply with AV limit.

3. Peak: Peak detector.

4. Filter losses were only considered in the spurious frequency bands and the authorized band was not corrected for HPF losses.

5. Proper operation of the transmitter prior to adding the filter to the measurement chain.

6. Owing to the highest peak level of unwanted emission out of the restricted bands complies with the lowest limit(54dBuV/m), so all the test point was deemed to comply with the limits list in the standard.

**VERTICAL RESULTS****1-7GHz**

No.	Frequency (MHz)	Reading (dBuV)	Correct (dB/m)	Result (dBuV/m)	Limit (dBuV/m)	Margin (dB)	Remark
1	1162.000	51.73	-13.61	38.12	74.00	-35.88	peak
2	1330.000	51.88	-12.95	38.93	74.00	-35.07	peak
3	2458.000	43.93	-8.44	35.49	74.00	-38.51	peak
4	3982.000	42.57	-4.18	38.39	74.00	-35.61	peak
5	5926.000	40.31	3.87	44.18	74.00	-29.82	peak
6	6592.000	38.34	4.60	42.94	74.00	-31.06	peak

Note: 1. Measurement = Reading Level + Correct Factor.

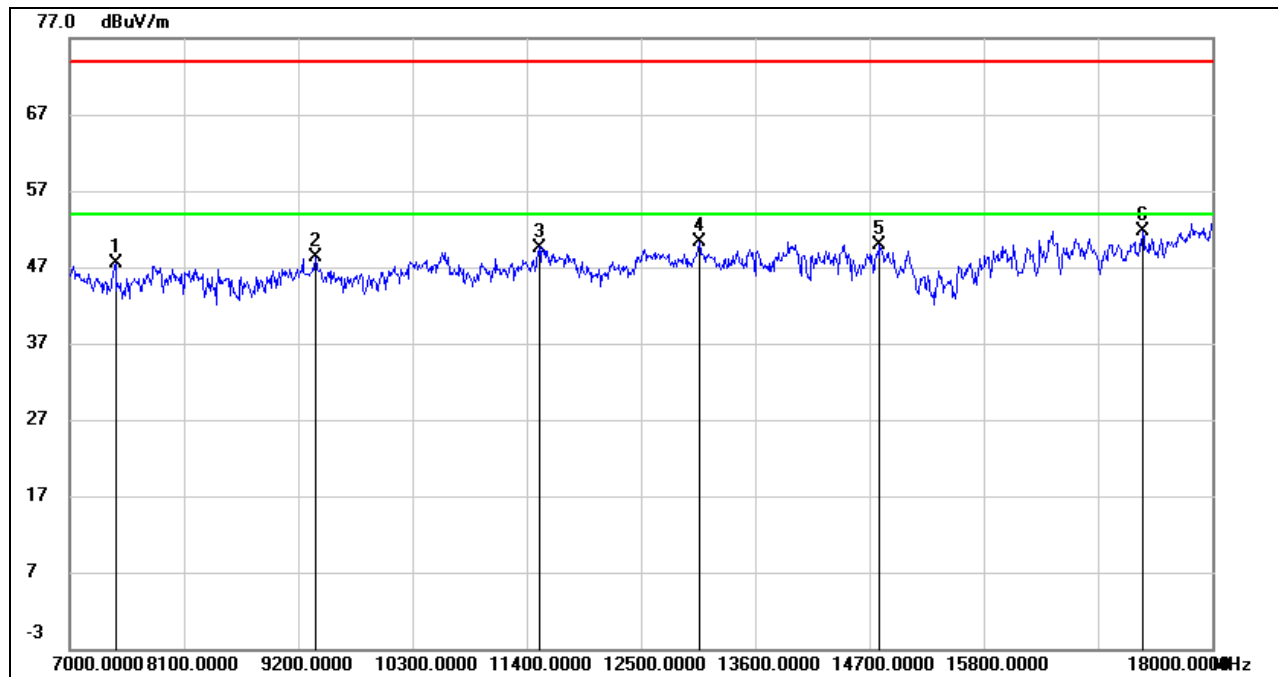
2. If Peak Result complies with AV limit, AV Result is deemed to comply with AV limit.

3. Peak: Peak detector.

4. Filter losses were only considered in the spurious frequency bands and the authorized band was not corrected for Band reject filter losses.

5. Proper operation of the transmitter prior to adding the filter to the measurement chain.

6. Owing to the highest peak level of unwanted emission out of the restricted bands complies with the lowest limit(54dBuV/m), so all the test point was deemed to comply with the limits list in the standard.

**7-18GHz**

No.	Frequency (MHz)	Reading (dBuV)	Correct (dB/m)	Result (dBuV/m)	Limit (dBuV/m)	Margin (dB)	Remark
1	7440.000	40.68	6.90	47.58	74.00	-26.42	peak
2	9365.000	38.52	9.72	48.24	74.00	-25.76	peak
3	11521.000	36.20	13.40	49.60	74.00	-24.40	peak
4	13061.000	35.11	15.23	50.34	74.00	-23.66	peak
5	14799.000	33.78	16.06	49.84	74.00	-24.16	peak
6	17329.000	29.85	21.78	51.63	74.00	-22.37	peak

Note: 1. Measurement = Reading Level + Correct Factor.

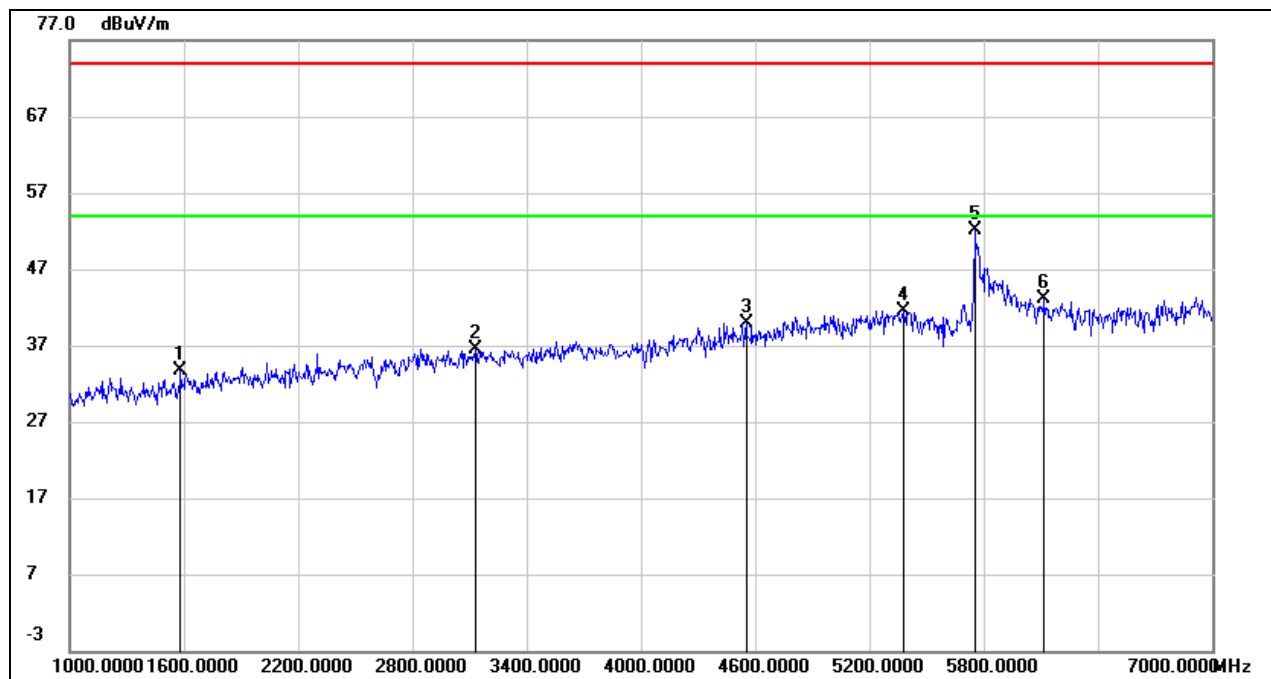
2. If Peak Result complies with AV limit, AV Result is deemed to comply with AV limit.

3. Peak: Peak detector.

4. Filter losses were only considered in the spurious frequency bands and the authorized band was not corrected for HPF losses.

5. Proper operation of the transmitter prior to adding the filter to the measurement chain.

6. Owing to the highest peak level of unwanted emission out of the restricted bands complies with the lowest limit(54dBuV/m), so all the test point was deemed to comply with the limits list in the standard.

**HARMONICS AND SPURIOUS EMISSIONS HIGH CHANNEL****HORIZONTAL RESULTS****1-7GHz**

No.	Frequency (MHz)	Reading (dBuV)	Correct (dB/m)	Result (dBuV/m)	Limit (dBuV/m)	Margin (dB)	Remark
1	1582.000	45.94	-12.16	33.78	74.00	-40.22	peak
2	3130.000	42.35	-5.77	36.58	74.00	-37.42	peak
3	4552.000	41.54	-1.68	39.86	74.00	-34.14	peak
4	5380.000	40.39	1.11	41.50	74.00	-32.50	peak
5	5752.000	49.92	2.24	52.16	74.00	-21.84	peak
6	6118.000	40.37	2.72	43.09	74.00	-30.91	peak

Note: 1. Measurement = Reading Level + Correct Factor.

2. If Peak Result complies with AV limit, AV Result is deemed to comply with AV limit.

3. Peak: Peak detector.

4. Filter losses were only considered in the spurious frequency bands and the authorized band was not corrected for Band reject filter losses.

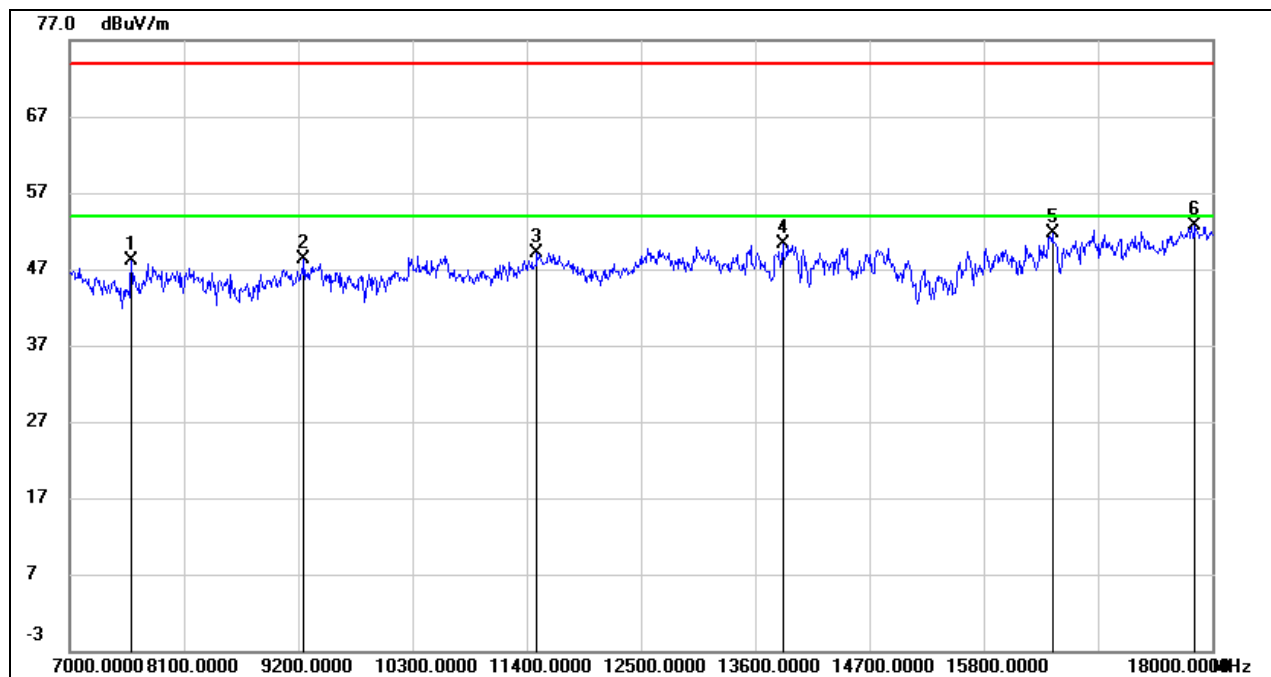
5. Proper operation of the transmitter prior to adding the filter to the measurement chain.

6. Owing to the highest peak level of unwanted emission out of the restricted bands complies with the lowest limit(54dBuV/m), so all the test point was deemed to comply with the limits list in the standard.



HORIZONTAL RESULTS

7-18GHz



No.	Frequency (MHz)	Reading (dBuV)	Correct (dB/m)	Result (dBuV/m)	Limit (dBuV/m)	Margin (dB)	Remark
1	7594.000	41.08	7.07	48.15	74.00	-25.85	peak
2	9255.000	39.10	9.12	48.22	74.00	-25.78	peak
3	11499.000	35.81	13.35	49.16	74.00	-24.84	peak
4	13864.000	33.76	16.48	50.24	74.00	-23.76	peak
5	16460.000	32.16	19.49	51.65	74.00	-22.35	peak
6	17835.000	29.22	23.40	52.62	74.00	-21.38	peak

Note: 1. Measurement = Reading Level + Correct Factor.

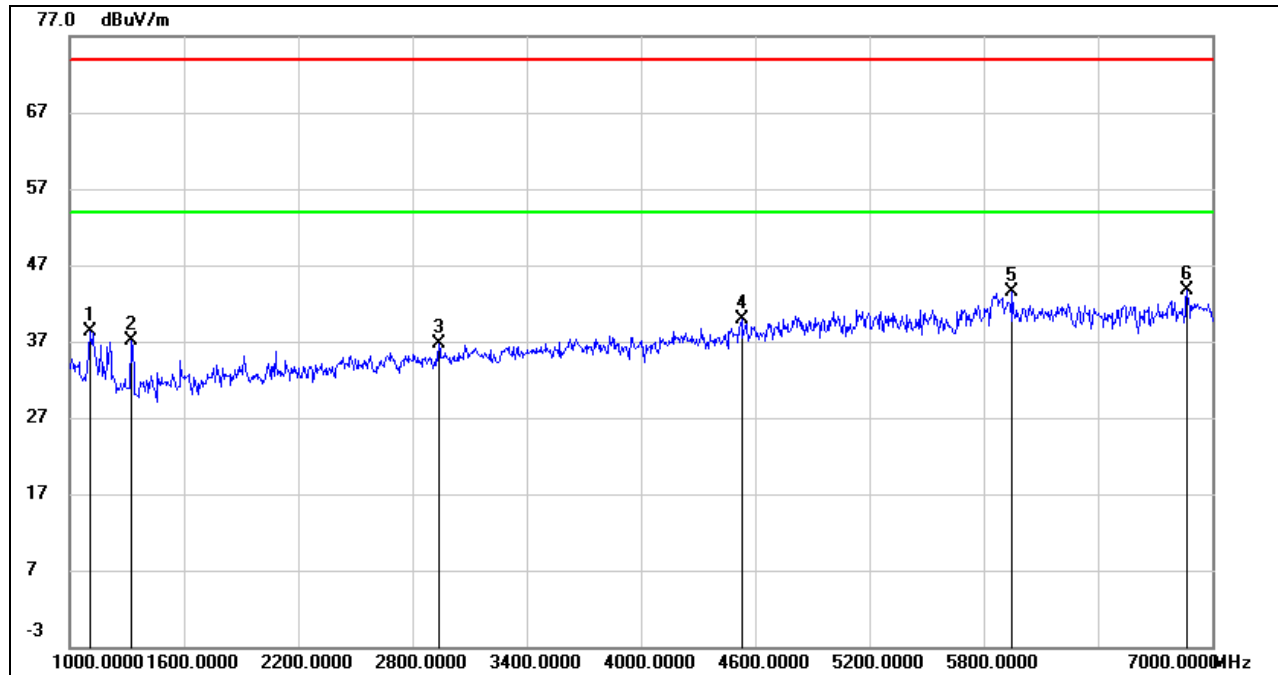
2. If Peak Result complies with AV limit, AV Result is deemed to comply with AV limit.

3. Peak: Peak detector.

4. Filter losses were only considered in the spurious frequency bands and the authorized band was not corrected for HPF losses.

5. Proper operation of the transmitter prior to adding the filter to the measurement chain.

6. Owing to the highest peak level of unwanted emission out of the restricted bands complies with the lowest limit(54dBuV/m), so all the test point was deemed to comply with the limits list in the standard.

**VERTICAL RESULTS**
1-7GHz

No.	Frequency (MHz)	Reading (dBuV)	Correct (dB/m)	Result (dBuV/m)	Limit (dBuV/m)	Margin (dB)	Remark
1	1108.000	52.49	-14.10	38.39	74.00	-35.61	peak
2	1324.000	49.96	-12.94	37.02	74.00	-36.98	peak
3	2938.000	43.27	-6.55	36.72	74.00	-37.28	peak
4	4528.000	41.59	-1.72	39.87	74.00	-34.13	peak
5	5950.000	39.98	3.47	43.45	74.00	-30.55	peak
6	6868.000	38.72	4.98	43.70	74.00	-30.30	peak

Note: 1. Measurement = Reading Level + Correct Factor.

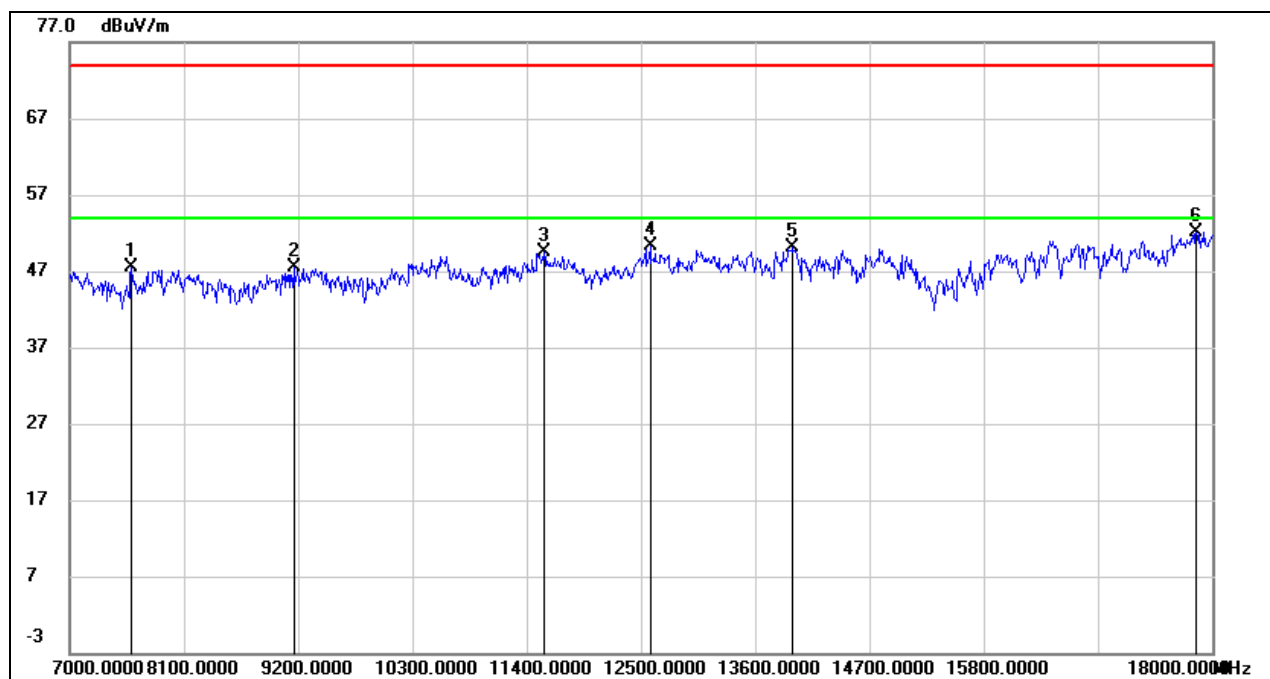
2. If Peak Result complies with AV limit, AV Result is deemed to comply with AV limit.

3. Peak: Peak detector.

4. Filter losses were only considered in the spurious frequency bands and the authorized band was not corrected for Band reject filter losses.

5. Proper operation of the transmitter prior to adding the filter to the measurement chain.

6. Owing to the highest peak level of unwanted emission out of the restricted bands complies with the lowest limit(54dBuV/m), so all the test point was deemed to comply with the limits list in the standard.

**7-18GHz**

No.	Frequency (MHz)	Reading (dBuV)	Correct (dB/m)	Result (dBuV/m)	Limit (dBuV/m)	Margin (dB)	Remark
1	7594.000	40.46	7.07	47.53	74.00	-26.47	peak
2	9156.000	38.45	9.15	47.60	74.00	-26.40	peak
3	11565.000	36.01	13.47	49.48	74.00	-24.52	peak
4	12588.000	36.01	14.27	50.28	74.00	-23.72	peak
5	13963.000	33.86	16.16	50.02	74.00	-23.98	peak
6	17846.000	28.67	23.41	52.08	74.00	-21.92	peak

Note: 1. Measurement = Reading Level + Correct Factor.

2. If Peak Result complies with AV limit, AV Result is deemed to comply with AV limit.

3. Peak: Peak detector.

4. Filter losses were only considered in the spurious frequency bands and the authorized band was not corrected for HPF losses.

5. Proper operation of the transmitter prior to adding the filter to the measurement chain.

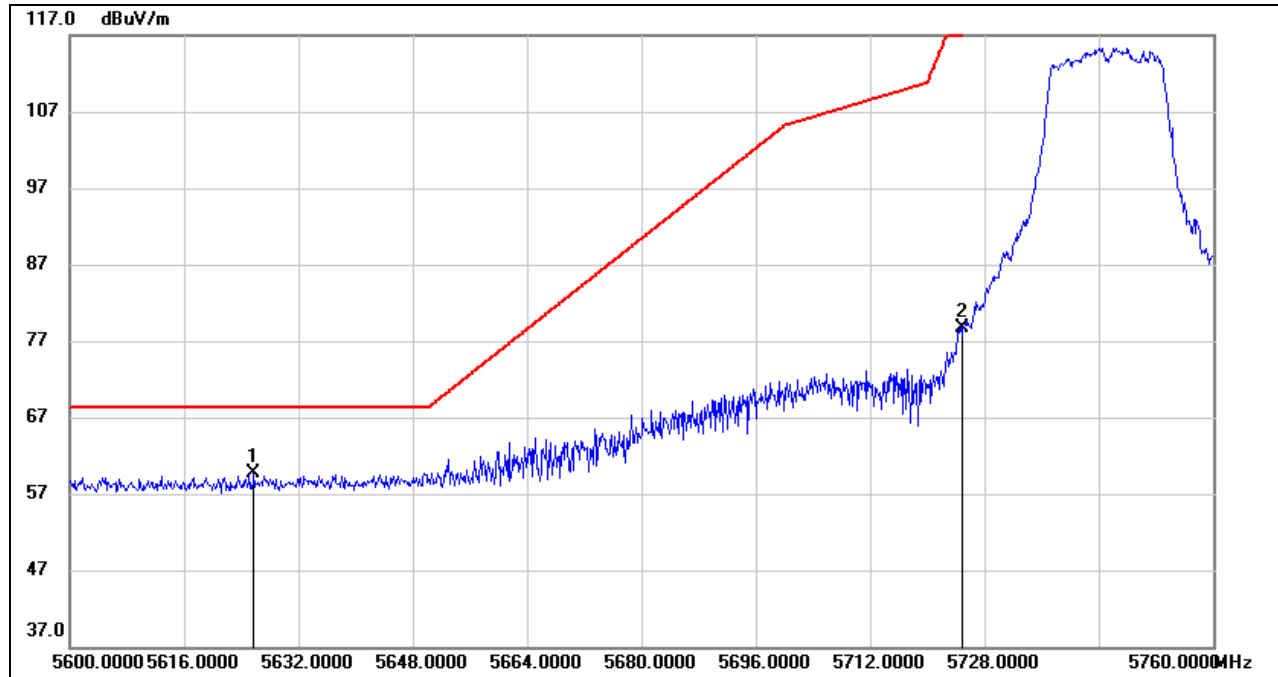
6. Owing to the highest peak level of unwanted emission out of the restricted bands complies with the lowest limit(54dBuV/m), so all the test point was deemed to comply with the limits list in the standard.



8.1.4. UNII-3 BAND
WORST CASE FOR ANT1

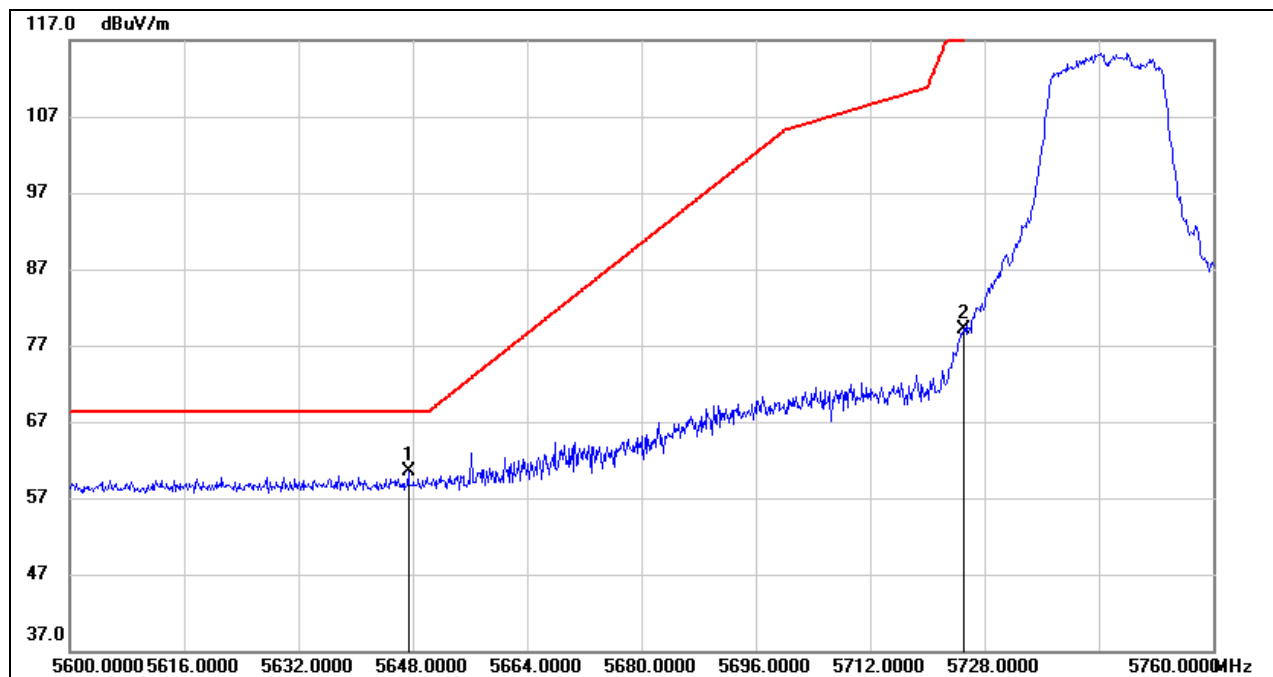
RESTRICTED BANDEDGE LOW CHANNEL

HORIZONTAL RESULTS
PEAK



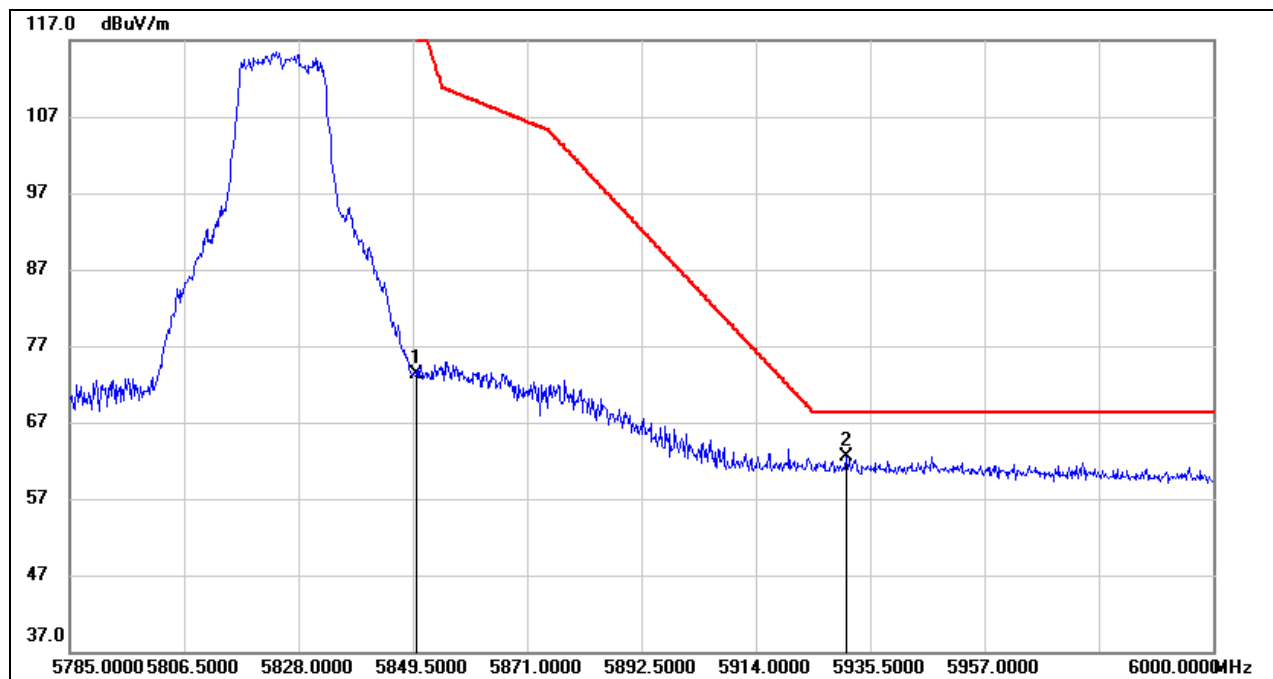
No.	Frequency (MHz)	Reading (dBuV)	Correct (dB/m)	Result (dBuV/m)	Limit (dBuV/m)	Margin (dB)	Remark
1	5625.760	18.21	41.47	59.68	68.20	-8.52	peak
2	5725.000	37.08	41.61	78.69	122.20	-43.51	peak

Note: 1. Measurement = Reading Level + Correct Factor.

**VERTICAL RESULTS**
PEAK

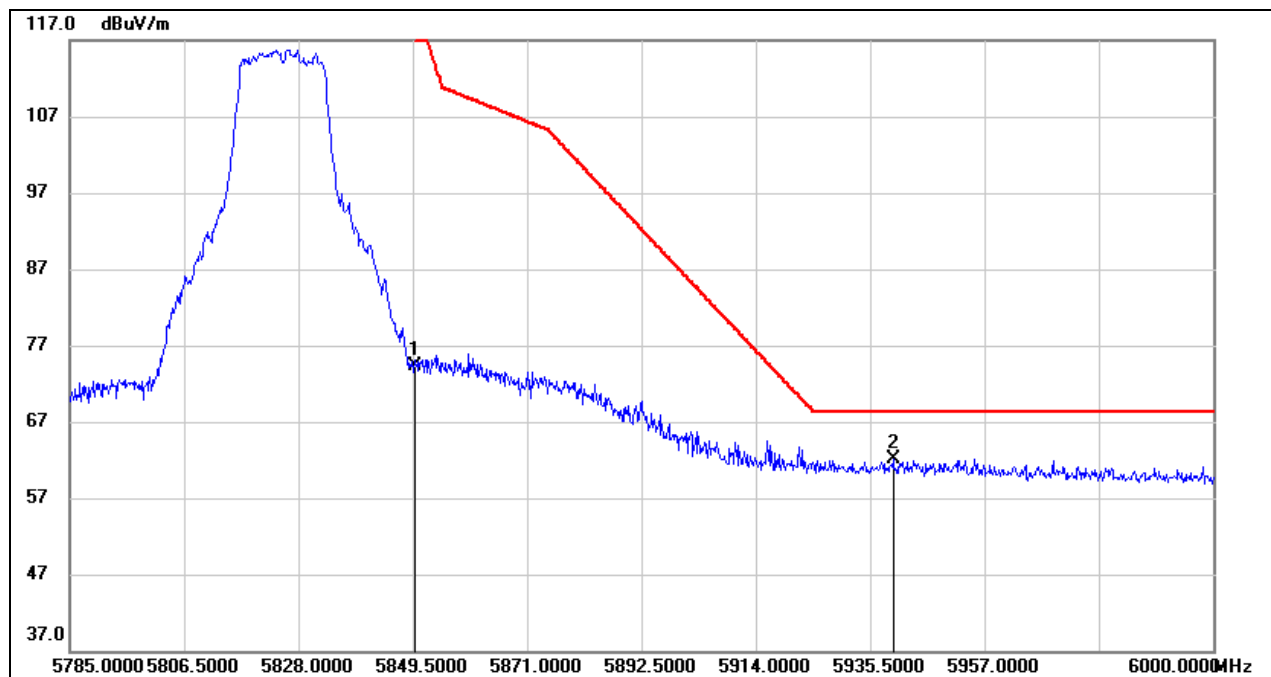
No.	Frequency (MHz)	Reading (dBuV)	Correct (dB/m)	Result (dBuV/m)	Limit (dBuV/m)	Margin (dB)	Remark
1	5647.360	19.07	41.48	60.55	68.20	-7.65	peak
2	5725.000	37.46	41.61	79.07	122.20	-43.13	peak

Note: 1. Measurement = Reading Level + Correct Factor.

**RESTRICTED BANDEDGE HIGH CHANNEL****HORIZONTAL RESULTS**
PEAK

No.	Frequency (MHz)	Reading (dBuV)	Correct (dB/m)	Result (dBuV/m)	Limit (dBuV/m)	Margin (dB)	Remark
1	5850.000	30.38	42.89	73.27	122.20	-48.93	peak
2	5930.985	19.18	43.32	62.50	68.20	-5.70	peak

Note: 1. Measurement = Reading Level + Correct Factor.

**VERTICAL RESULTS**
PEAK

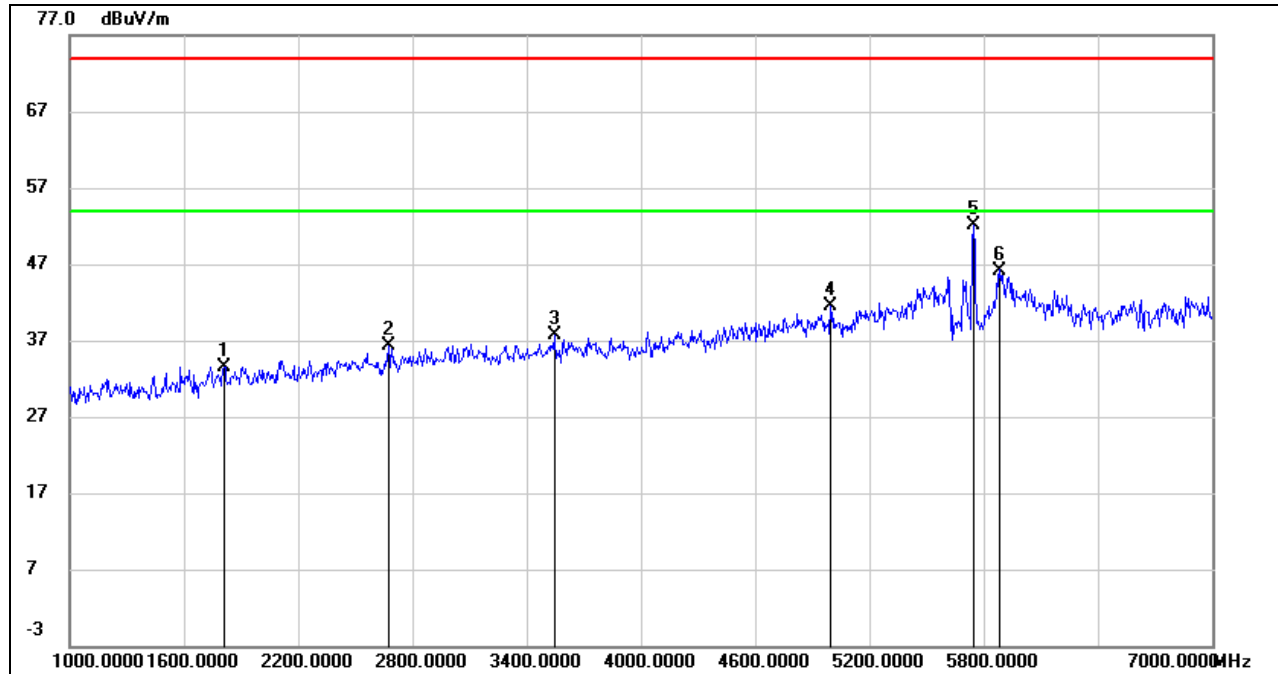
No.	Frequency (MHz)	Reading (dBuV)	Correct (dB/m)	Result (dBuV/m)	Limit (dBuV/m)	Margin (dB)	Remark
1	5850.000	31.42	42.89	74.31	122.20	-47.89	peak
2	5939.800	18.95	43.17	62.12	68.20	-6.08	peak

Note: 1. Measurement = Reading Level + Correct Factor.



HARMONICS AND SPURIOUS EMISSIONS LOW CHANNEL

HORIZONTAL RESULTS 1-7GHz



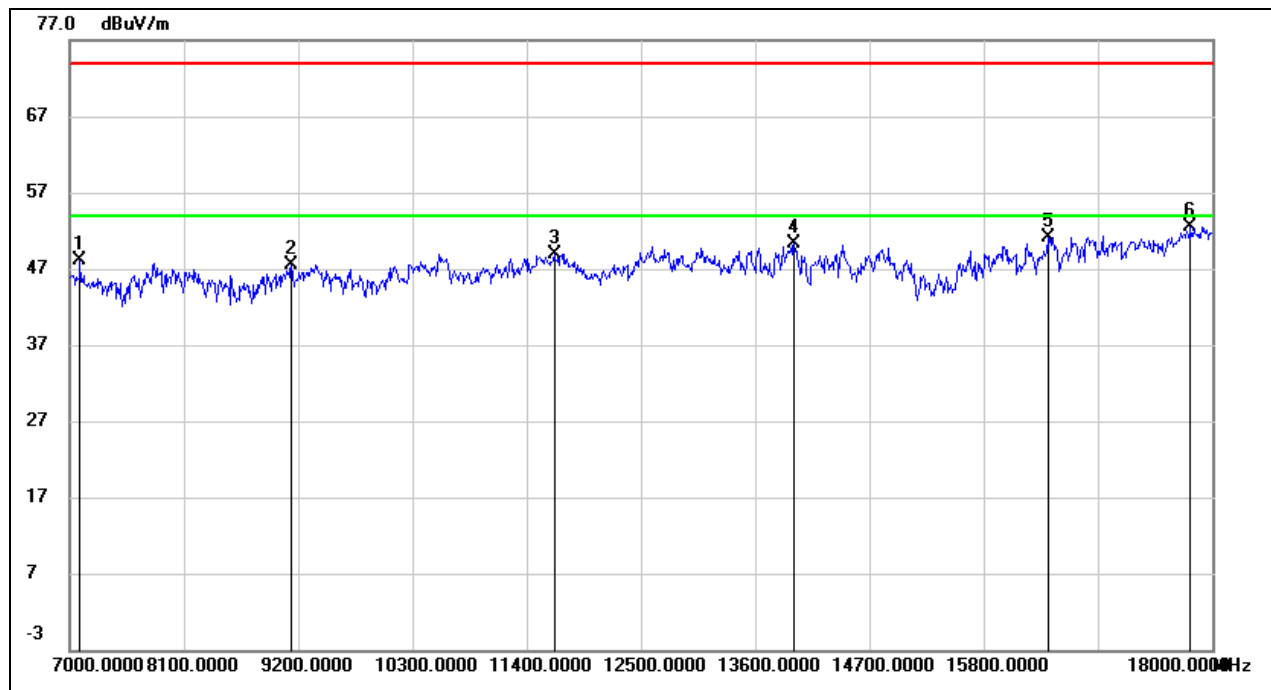
No.	Frequency (MHz)	Reading (dBuV)	Correct (dB/m)	Result (dBuV/m)	Limit (dBuV/m)	Margin (dB)	Remark
1	1810.000	44.25	-10.71	33.54	74.00	-40.46	peak
2	2674.000	44.29	-8.03	36.26	74.00	-37.74	peak
3	3544.000	42.88	-5.23	37.65	74.00	-36.35	peak
4	4996.000	40.84	0.67	41.51	74.00	-32.49	peak
5	5746.000	49.92	2.22	52.14	74.00	-21.86	peak
6	5884.000	42.17	4.03	46.20	74.00	-27.80	peak

Note: 1. Measurement = Reading Level + Correct Factor.
2. If Peak Result complies with AV limit, AV Result is deemed to comply with AV limit.
3. Peak: Peak detector.
4. Filter losses were only considered in the spurious frequency bands and the authorized band was not corrected for Band reject filter losses.
5. Proper operation of the transmitter prior to adding the filter to the measurement chain.
6. Owing to the highest peak level of unwanted emission out of the restricted bands complies with the lowest limit(54dBuV/m), so all the test point was deemed to comply with the limits list in the standard.



HORIZONTAL RESULTS

7-18GHz



No.	Frequency (MHz)	Reading (dBuV)	Correct (dB/m)	Result (dBuV/m)	Limit (dBuV/m)	Margin (dB)	Remark
1	7099.000	41.45	6.62	48.07	74.00	-25.93	peak
2	9134.000	38.30	9.28	47.58	74.00	-26.42	peak
3	11664.000	35.61	13.22	48.83	74.00	-25.17	peak
4	13974.000	34.19	16.16	50.35	74.00	-23.65	peak
5	16416.000	31.76	19.33	51.09	74.00	-22.91	peak
6	17791.000	29.18	23.33	52.51	74.00	-21.49	peak

Note: 1. Measurement = Reading Level + Correct Factor.

2. If Peak Result complies with AV limit, AV Result is deemed to comply with AV limit.

3. Peak: Peak detector.

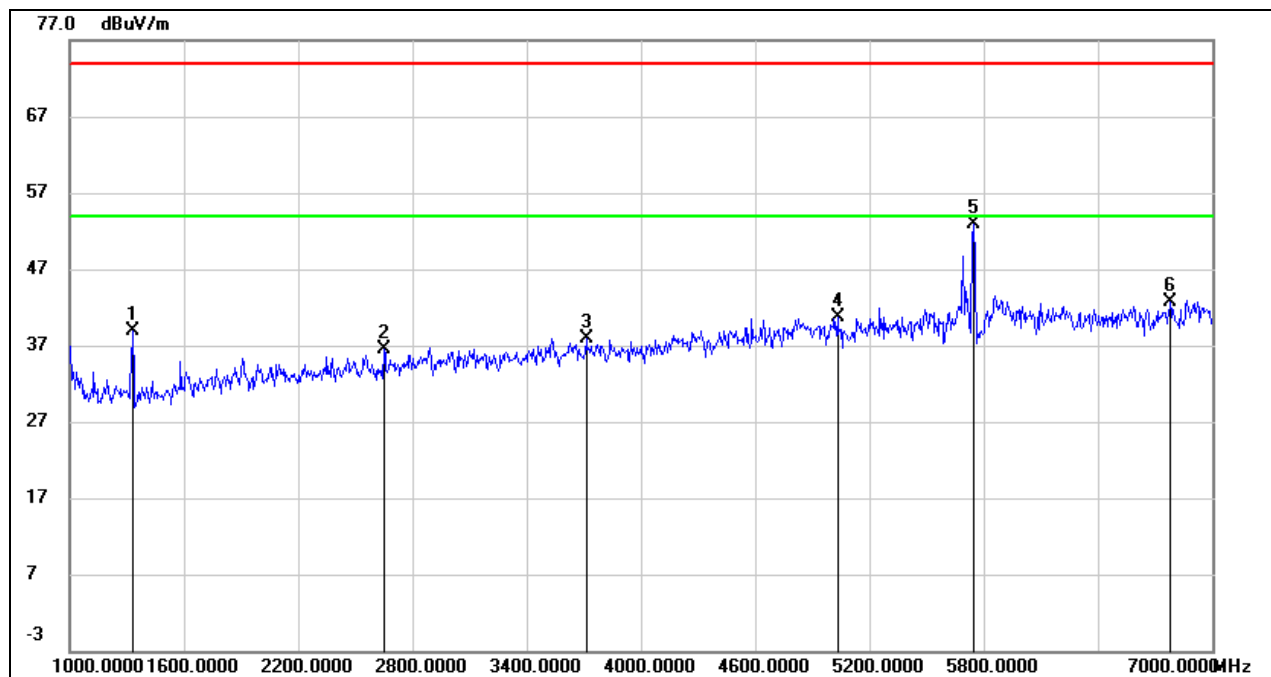
4. Filter losses were only considered in the spurious frequency bands and the authorized band was not corrected for HPF losses.

5. Proper operation of the transmitter prior to adding the filter to the measurement chain.

6. Owing to the highest peak level of unwanted emission out of the restricted bands complies with the lowest limit(54dBuV/m), so all the test point was deemed to comply with the limits list in the standard.

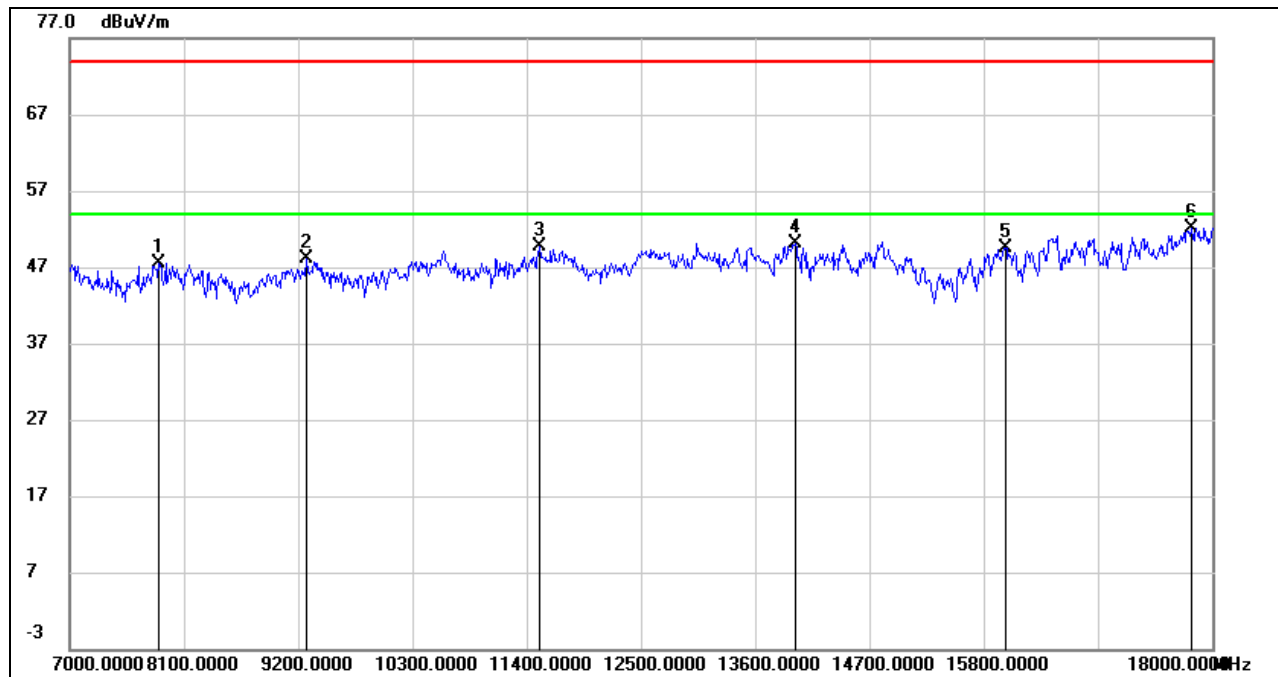


VERTICAL RESULTS
1-7GHz



No.	Frequency (MHz)	Reading (dBuV)	Correct (dB/m)	Result (dBuV/m)	Limit (dBuV/m)	Margin (dB)	Remark
1	1330.000	51.86	-12.95	38.91	74.00	-35.09	peak
2	2650.000	44.73	-8.21	36.52	74.00	-37.48	peak
3	3712.000	42.09	-4.14	37.95	74.00	-36.05	peak
4	5032.000	39.90	0.73	40.63	74.00	-33.37	peak
5	5746.000	50.77	2.22	52.99	74.00	-21.01	peak
6	6778.000	38.12	4.55	42.67	74.00	-31.33	peak

Note: 1. Measurement = Reading Level + Correct Factor.
2. If Peak Result complies with AV limit, AV Result is deemed to comply with AV limit.
3. Peak: Peak detector.
4. Filter losses were only considered in the spurious frequency bands and the authorized band was not corrected for Band reject filter losses.
5. Proper operation of the transmitter prior to adding the filter to the measurement chain.
6. Owing to the highest peak level of unwanted emission out of the restricted bands complies with the lowest limit(54dBuV/m), so all the test point was deemed to comply with the limits list in the standard.

**7-18GHz**

No.	Frequency (MHz)	Reading (dBuV)	Correct (dB/m)	Result (dBuV/m)	Limit (dBuV/m)	Margin (dB)	Remark
1	7858.000	39.64	7.84	47.48	74.00	-26.52	peak
2	9277.000	38.86	9.21	48.07	74.00	-25.93	peak
3	11521.000	36.28	13.40	49.68	74.00	-24.32	peak
4	13985.000	33.88	16.16	50.04	74.00	-23.96	peak
5	16009.000	31.71	17.85	49.56	74.00	-24.44	peak
6	17802.000	28.75	23.41	52.16	74.00	-21.84	peak

Note: 1. Measurement = Reading Level + Correct Factor.

2. If Peak Result complies with AV limit, AV Result is deemed to comply with AV limit.

3. Peak: Peak detector.

4. Filter losses were only considered in the spurious frequency bands and the authorized band was not corrected for HPF losses.

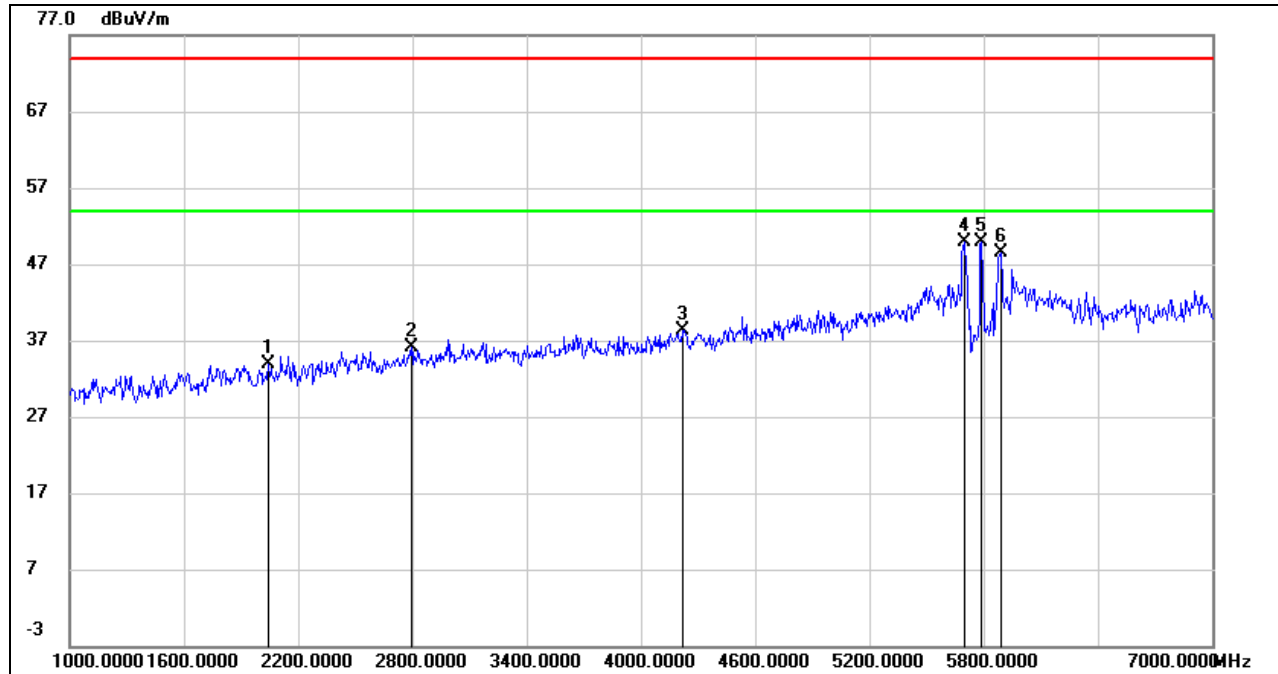
5. Proper operation of the transmitter prior to adding the filter to the measurement chain.

6. Owing to the highest peak level of unwanted emission out of the restricted bands complies with the lowest limit(54dBuV/m), so all the test point was deemed to comply with the limits list in the standard.



HARMONICS AND SPURIOUS EMISSIONS MID CHANNEL

HORIZONTAL RESULTS 1-7GHz



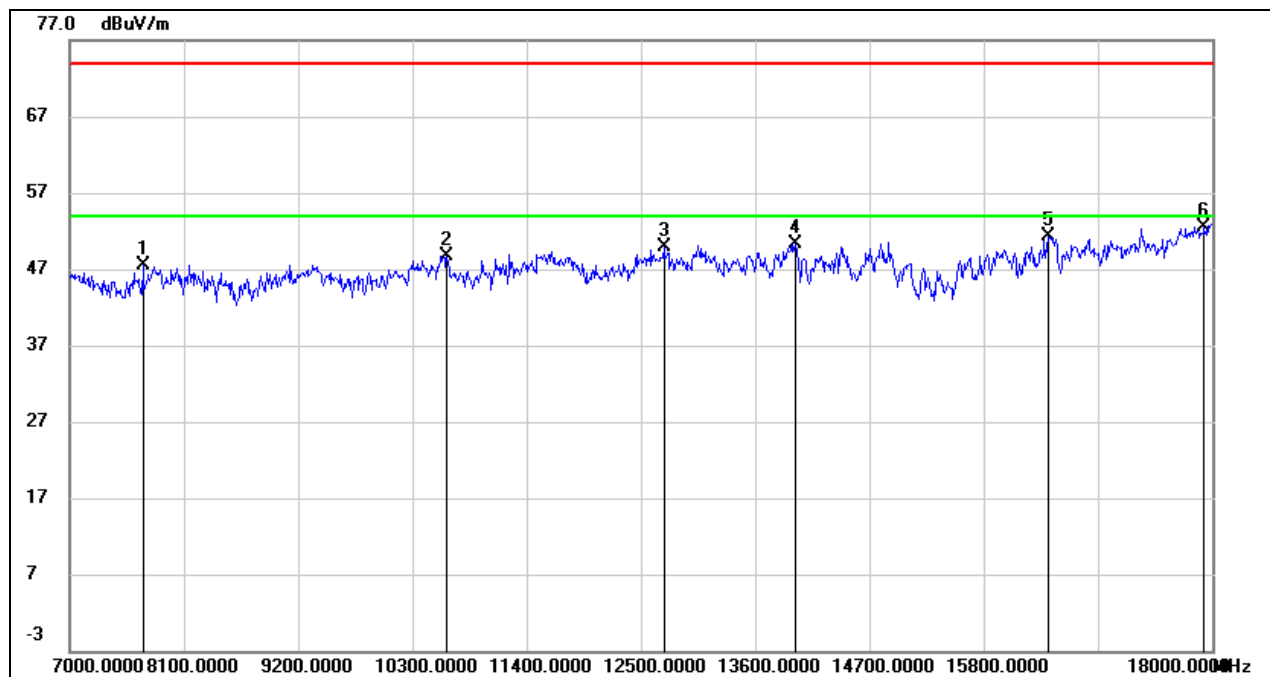
No.	Frequency (MHz)	Reading (dBuV)	Correct (dB/m)	Result (dBuV/m)	Limit (dBuV/m)	Margin (dB)	Remark
1	2044.000	44.22	-10.40	33.82	74.00	-40.18	peak
2	2794.000	43.29	-7.25	36.04	74.00	-37.96	peak
3	4216.000	41.16	-2.78	38.38	74.00	-35.62	peak
4	5698.000	48.01	1.97	49.98	74.00	-24.02	peak
5	5788.000	47.46	2.45	49.91	74.00	-24.09	peak
6	5890.000	44.37	4.15	48.52	74.00	-25.48	peak

Note: 1. Measurement = Reading Level + Correct Factor.
2. If Peak Result complies with AV limit, AV Result is deemed to comply with AV limit.
3. Peak: Peak detector.
4. Filter losses were only considered in the spurious frequency bands and the authorized band was not corrected for Band reject filter losses.
5. Proper operation of the transmitter prior to adding the filter to the measurement chain.
6. Owing to the highest peak level of unwanted emission out of the restricted bands complies with the lowest limit(54dBuV/m), so all the test point was deemed to comply with the limits list in the standard.



HORIZONTAL RESULTS

7-18GHz



No.	Frequency (MHz)	Reading (dBuV)	Correct (dB/m)	Result (dBuV/m)	Limit (dBuV/m)	Margin (dB)	Remark
1	7704.000	40.60	6.89	47.49	74.00	-26.51	peak
2	10630.000	36.44	12.25	48.69	74.00	-25.31	peak
3	12720.000	35.16	14.79	49.95	74.00	-24.05	peak
4	13985.000	34.14	16.16	50.30	74.00	-23.70	peak
5	16416.000	31.93	19.33	51.26	74.00	-22.74	peak
6	17923.000	29.10	23.42	52.52	74.00	-21.48	peak

Note: 1. Measurement = Reading Level + Correct Factor.

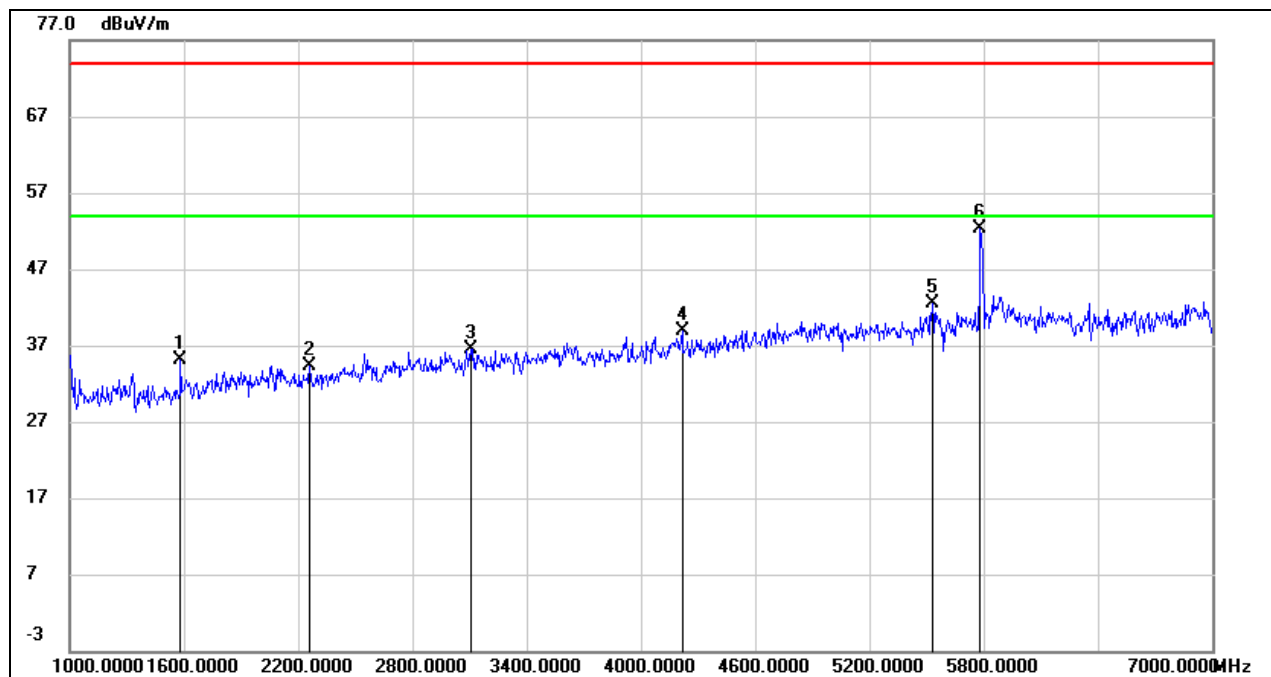
2. If Peak Result complies with AV limit, AV Result is deemed to comply with AV limit.

3. Peak: Peak detector.

4. Filter losses were only considered in the spurious frequency bands and the authorized band was not corrected for HPF losses.

5. Proper operation of the transmitter prior to adding the filter to the measurement chain.

6. Owing to the highest peak level of unwanted emission out of the restricted bands complies with the lowest limit(54dBuV/m), so all the test point was deemed to comply with the limits list in the standard.

**VERTICAL RESULTS****1-7GHz**

No.	Frequency (MHz)	Reading (dBuV)	Correct (dB/m)	Result (dBuV/m)	Limit (dBuV/m)	Margin (dB)	Remark
1	1582.000	47.22	-12.16	35.06	74.00	-38.94	peak
2	2260.000	43.90	-9.50	34.40	74.00	-39.60	peak
3	3106.000	42.17	-5.69	36.48	74.00	-37.52	peak
4	4216.000	41.66	-2.78	38.88	74.00	-35.12	peak
5	5530.000	40.22	2.27	42.49	74.00	-31.51	peak
6	5782.000	49.96	2.41	52.37	74.00	-21.63	peak

Note: 1. Measurement = Reading Level + Correct Factor.

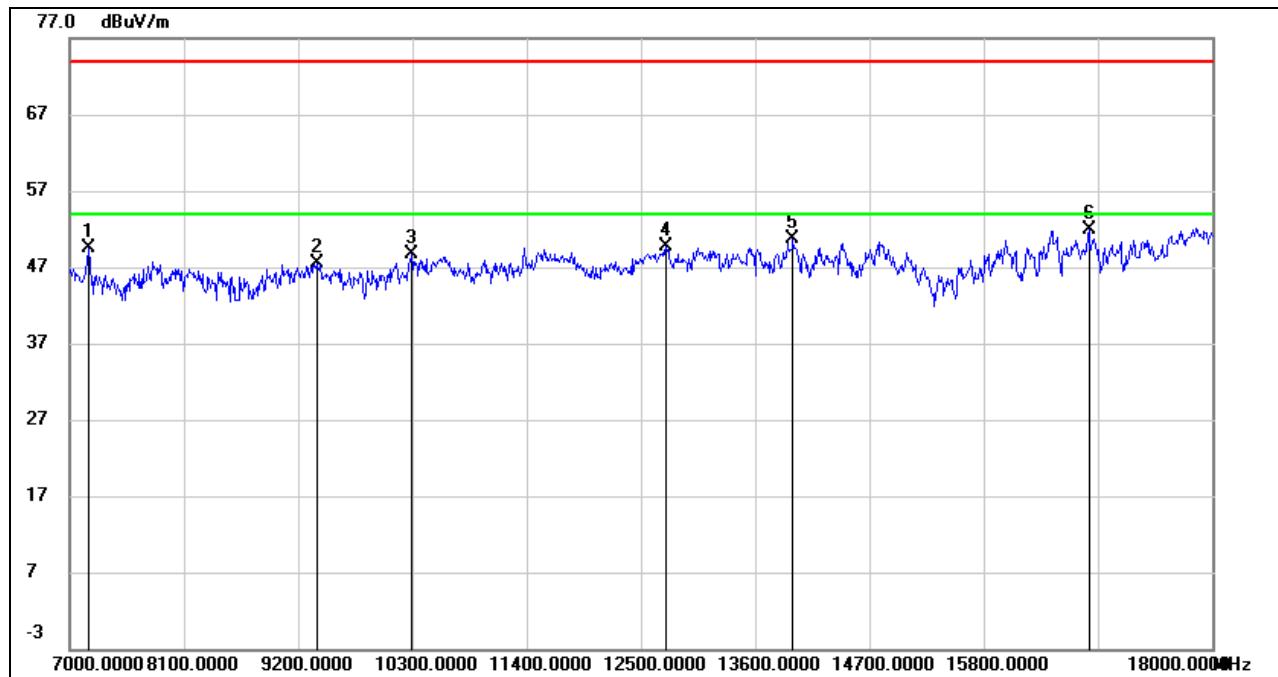
2. If Peak Result complies with AV limit, AV Result is deemed to comply with AV limit.

3. Peak: Peak detector.

4. Filter losses were only considered in the spurious frequency bands and the authorized band was not corrected for Band reject filter losses.

5. Proper operation of the transmitter prior to adding the filter to the measurement chain.

6. Owing to the highest peak level of unwanted emission out of the restricted bands complies with the lowest limit(54dBuV/m), so all the test point was deemed to comply with the limits list in the standard.

**7-18GHz**

No.	Frequency (MHz)	Reading (dBuV)	Correct (dB/m)	Result (dBuV/m)	Limit (dBuV/m)	Margin (dB)	Remark
1	7187.000	43.00	6.53	49.53	74.00	-24.47	peak
2	9376.000	37.78	9.79	47.57	74.00	-26.43	peak
3	10289.000	37.42	11.20	48.62	74.00	-25.38	peak
4	12742.000	34.46	15.16	49.62	74.00	-24.38	peak
5	13963.000	34.52	16.16	50.68	74.00	-23.32	peak
6	16812.000	31.78	20.18	51.96	74.00	-22.04	peak

Note: 1. Measurement = Reading Level + Correct Factor.

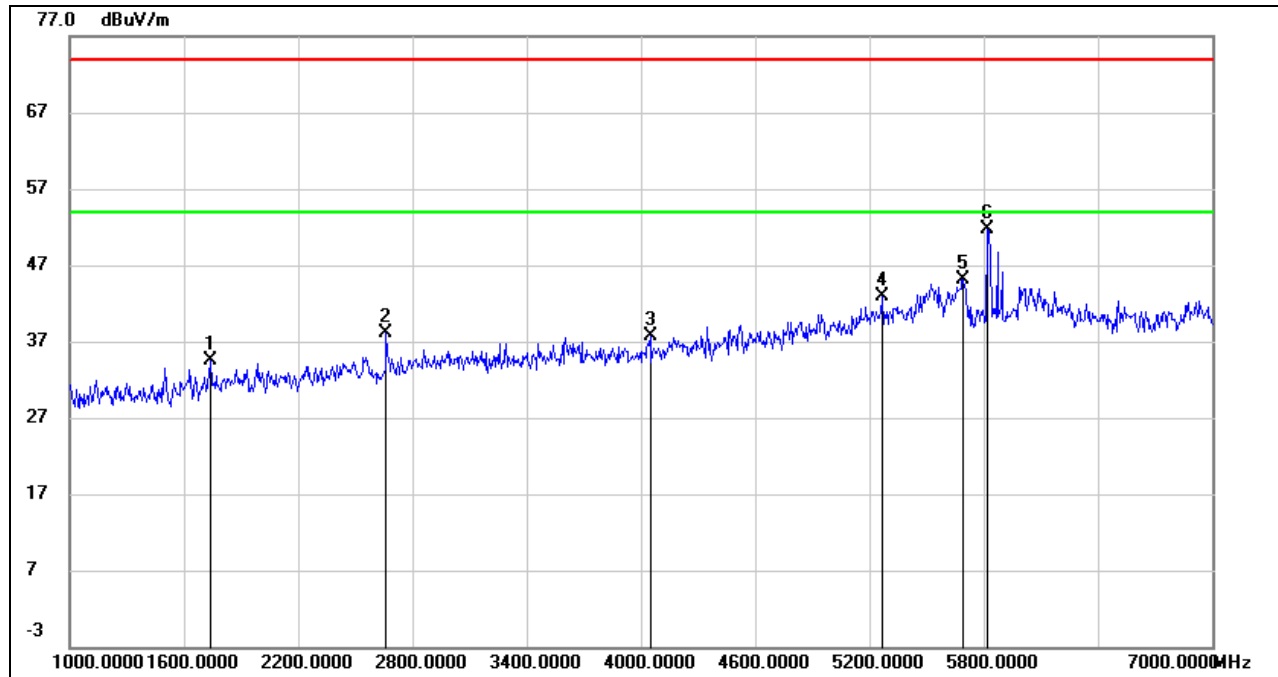
2. If Peak Result complies with AV limit, AV Result is deemed to comply with AV limit.

3. Peak: Peak detector.

4. Filter losses were only considered in the spurious frequency bands and the authorized band was not corrected for HPF losses.

5. Proper operation of the transmitter prior to adding the filter to the measurement chain.

6. Owing to the highest peak level of unwanted emission out of the restricted bands complies with the lowest limit(54dBuV/m), so all the test point was deemed to comply with the limits list in the standard.

**HARMONICS AND SPURIOUS EMISSIONS HIGH CHANNEL****HORIZONTAL RESULTS**
1-7GHz

No.	Frequency (MHz)	Reading (dBuV)	Correct (dB/m)	Result (dBuV/m)	Limit (dBuV/m)	Margin (dB)	Remark
1	1738.000	45.90	-11.39	34.51	74.00	-39.49	peak
2	2662.000	46.19	-8.13	38.06	74.00	-35.94	peak
3	4048.000	41.66	-4.05	37.61	74.00	-36.39	peak
4	5266.000	41.56	1.36	42.92	74.00	-31.08	peak
5	5692.000	43.15	1.97	45.12	74.00	-28.88	peak
6	5818.000	48.90	2.83	51.73	74.00	-22.27	peak

Note: 1. Measurement = Reading Level + Correct Factor.

2. If Peak Result complies with AV limit, AV Result is deemed to comply with AV limit.

3. Peak: Peak detector.

4. Filter losses were only considered in the spurious frequency bands and the authorized band was not corrected for Band reject filter losses.

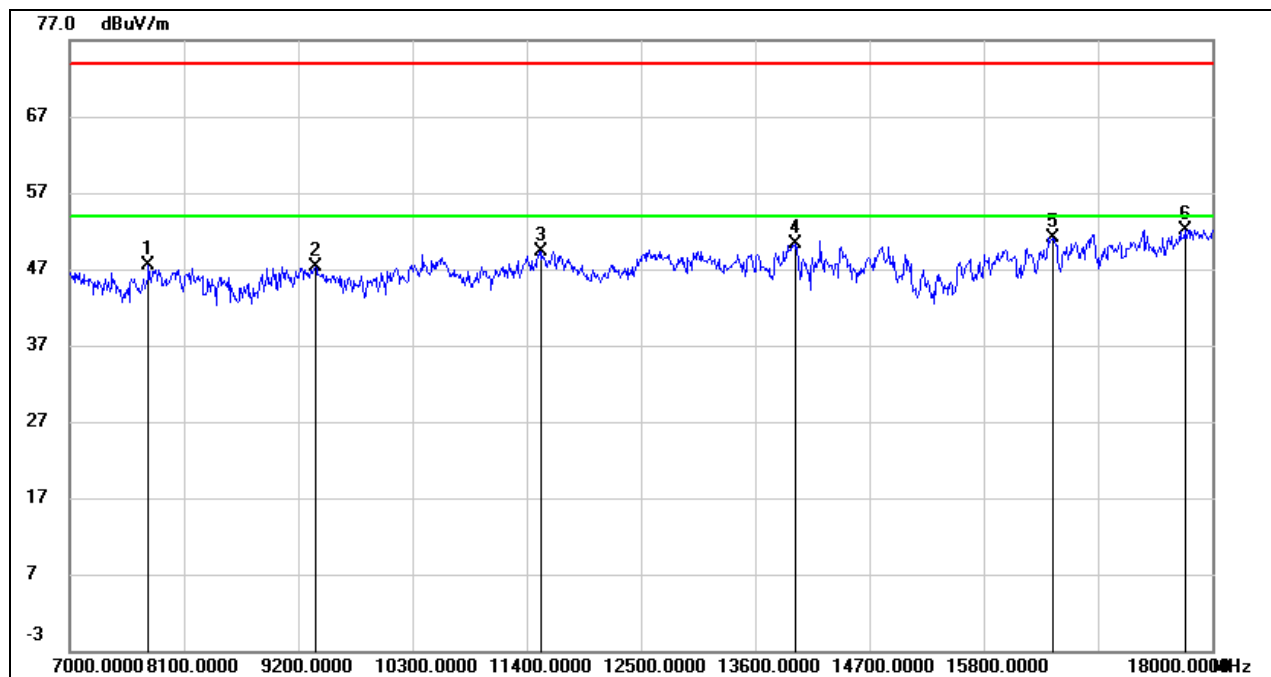
5. Proper operation of the transmitter prior to adding the filter to the measurement chain.

6. Owing to the highest peak level of unwanted emission out of the restricted bands complies with the lowest limit(54dBuV/m), so all the test point was deemed to comply with the limits list in the standard.



HORIZONTAL RESULTS

7-18GHz



No.	Frequency (MHz)	Reading (dBuV)	Correct (dB/m)	Result (dBuV/m)	Limit (dBuV/m)	Margin (dB)	Remark
1	7759.000	39.78	7.63	47.41	74.00	-26.59	peak
2	9365.000	37.58	9.72	47.30	74.00	-26.70	peak
3	11543.000	35.87	13.44	49.31	74.00	-24.69	peak
4	13985.000	34.10	16.16	50.26	74.00	-23.74	peak
5	16460.000	31.68	19.49	51.17	74.00	-22.83	peak
6	17736.000	29.38	22.82	52.20	74.00	-21.80	peak

Note: 1. Measurement = Reading Level + Correct Factor.

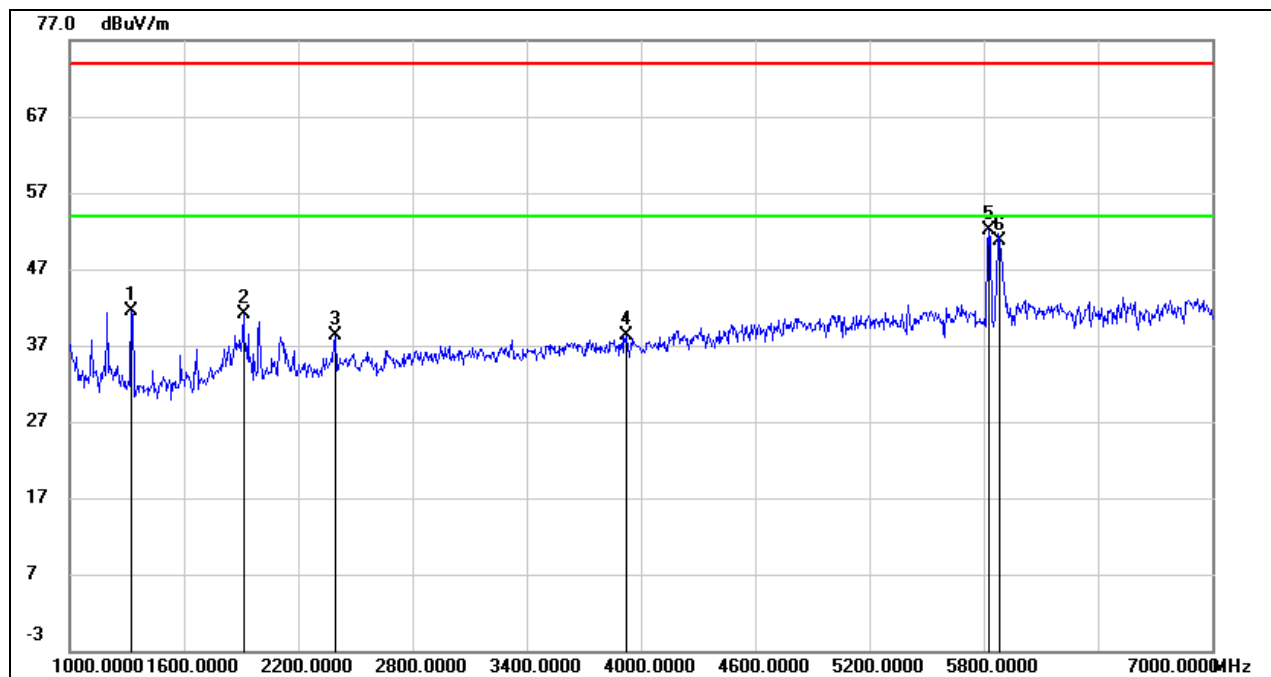
2. If Peak Result complies with AV limit, AV Result is deemed to comply with AV limit.

3. Peak: Peak detector.

4. Filter losses were only considered in the spurious frequency bands and the authorized band was not corrected for HPF losses.

5. Proper operation of the transmitter prior to adding the filter to the measurement chain.

6. Owing to the highest peak level of unwanted emission out of the restricted bands complies with the lowest limit(54dBuV/m), so all the test point was deemed to comply with the limits list in the standard.

**VERTICAL RESULTS****1-7GHz**

No.	Frequency (MHz)	Reading (dBuV)	Correct (dB/m)	Result (dBuV/m)	Limit (dBuV/m)	Margin (dB)	Remark
1	1324.000	54.50	-12.94	41.56	74.00	-32.44	peak
2	1912.000	51.69	-10.64	41.05	74.00	-32.95	peak
3	2398.000	47.29	-8.94	38.35	74.00	-35.65	peak
4	3922.000	42.54	-4.24	38.30	74.00	-35.70	peak
5	5830.000	48.98	3.06	52.04	74.00	-21.96	peak
6	5884.000	46.66	4.03	50.69	74.00	-23.31	peak

Note: 1. Measurement = Reading Level + Correct Factor.

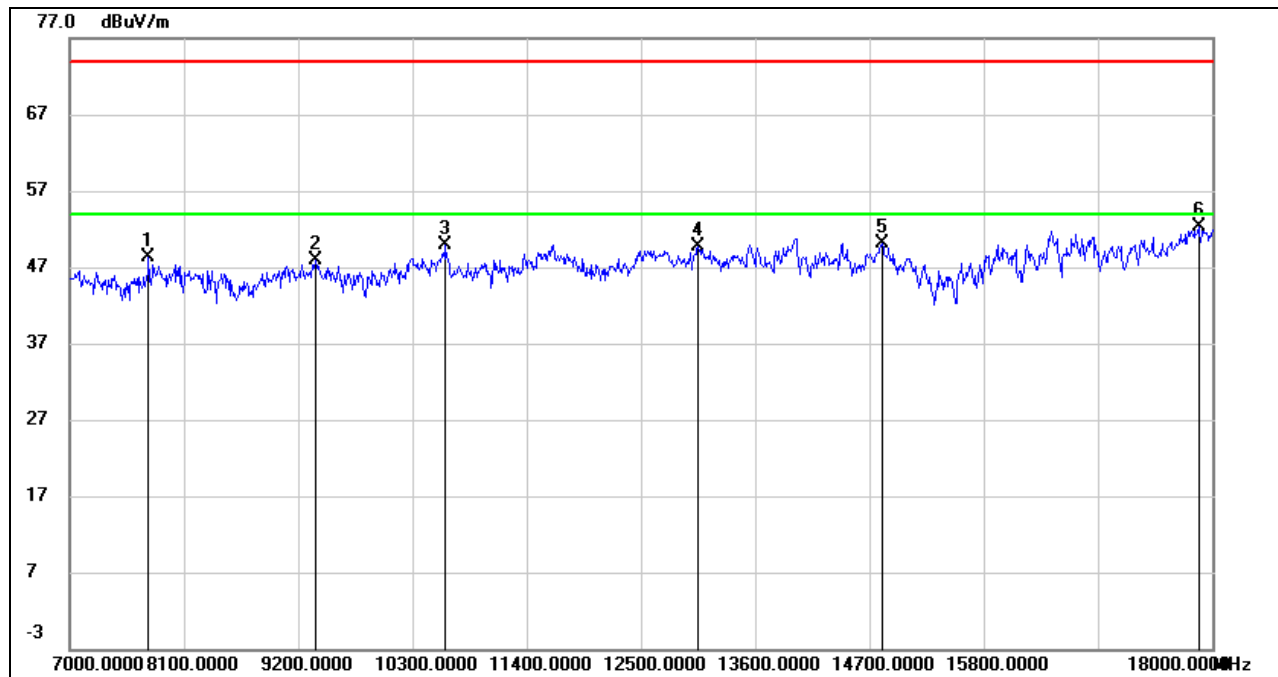
2. If Peak Result complies with AV limit, AV Result is deemed to comply with AV limit.

3. Peak: Peak detector.

4. Filter losses were only considered in the spurious frequency bands and the authorized band was not corrected for Band reject filter losses.

5. Proper operation of the transmitter prior to adding the filter to the measurement chain.

6. Owing to the highest peak level of unwanted emission out of the restricted bands complies with the lowest limit(54dBuV/m), so all the test point was deemed to comply with the limits list in the standard.

**7-18GHz**

No.	Frequency (MHz)	Reading (dBuV)	Correct (dB/m)	Result (dBuV/m)	Limit (dBuV/m)	Margin (dB)	Remark
1	7759.000	40.73	7.63	48.36	74.00	-25.64	peak
2	9365.000	38.27	9.72	47.99	74.00	-26.01	peak
3	10619.000	37.68	12.32	50.00	74.00	-24.00	peak
4	13050.000	34.56	15.20	49.76	74.00	-24.24	peak
5	14821.000	34.10	16.09	50.19	74.00	-23.81	peak
6	17868.000	28.83	23.40	52.23	74.00	-21.77	peak

Note: 1. Measurement = Reading Level + Correct Factor.

2. If Peak Result complies with AV limit, AV Result is deemed to comply with AV limit.

3. Peak: Peak detector.

4. Filter losses were only considered in the spurious frequency bands and the authorized band was not corrected for HPF losses.

5. Proper operation of the transmitter prior to adding the filter to the measurement chain.

6. Owing to the highest peak level of unwanted emission out of the restricted bands complies with the lowest limit(54dBuV/m), so all the test point was deemed to comply with the limits list in the standard.

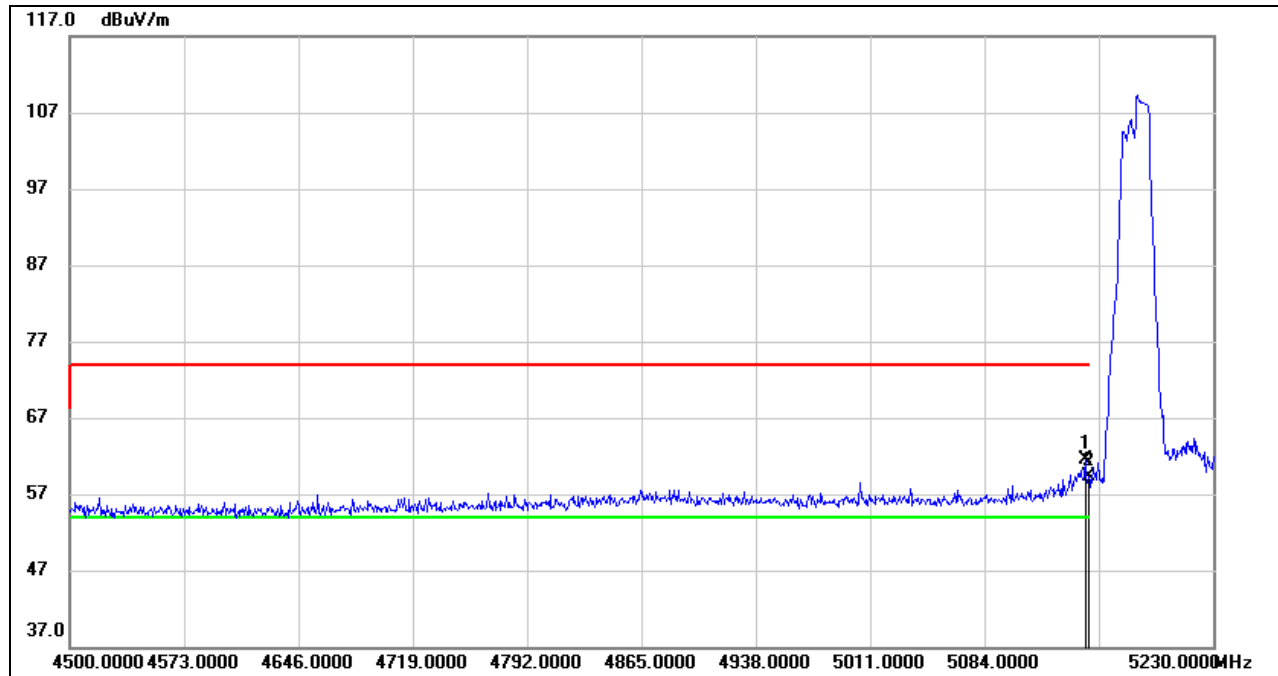


8.2. 802.11ac VHT20 MODE

8.2.1. UNII-1 BAND

RESTRICTED BANDEDGE LOW CHANNEL

HORIZONTAL RESULTS PEAK

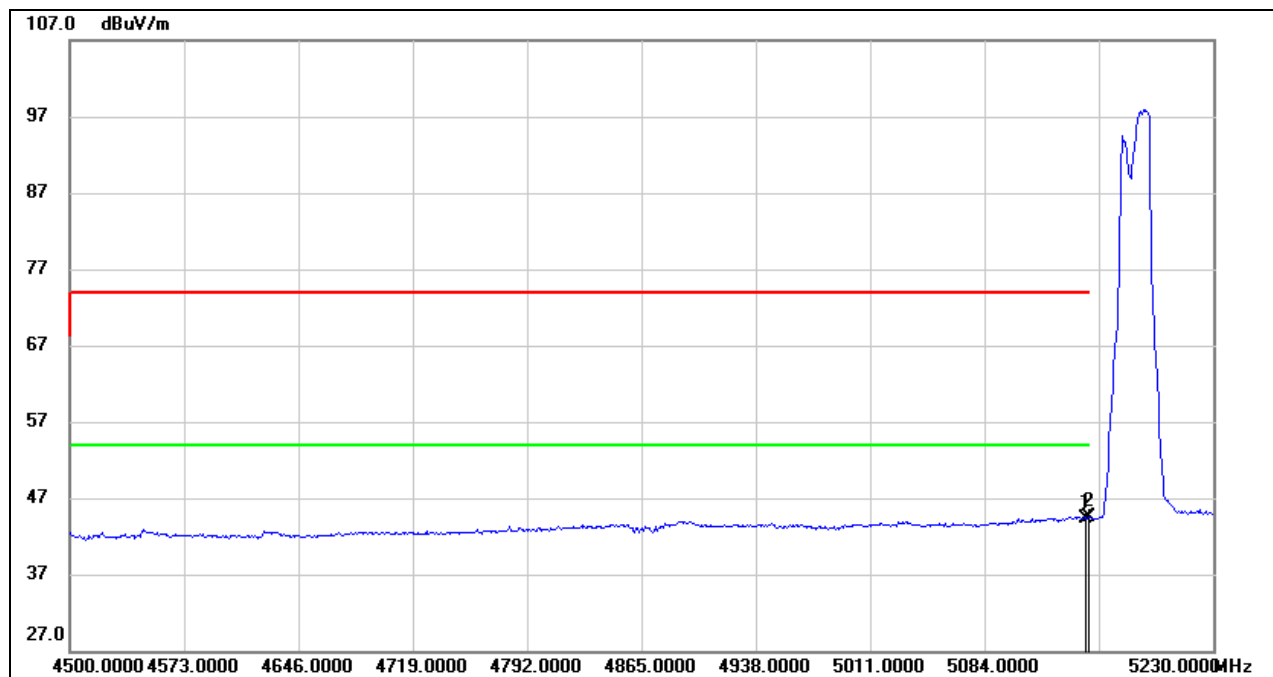


No.	Frequency (MHz)	Reading (dBuV)	Correct (dB/m)	Result (dBuV/m)	Limit (dBuV/m)	Margin (dB)	Remark
1	5148.240	21.00	40.46	61.46	74.00	-12.54	peak
2	5150.000	18.77	40.46	59.23	74.00	-14.77	peak

Note: 1. Measurement = Reading Level + Correct Factor.
2. If Peak Result complies with AV limit, AV Result is deemed to comply with AV limit.
3. Peak: Peak detector.
4. Only the worst case emission will be recorder, if it complies with the limit, the other emissions deemed to comply with the limit.



AVG

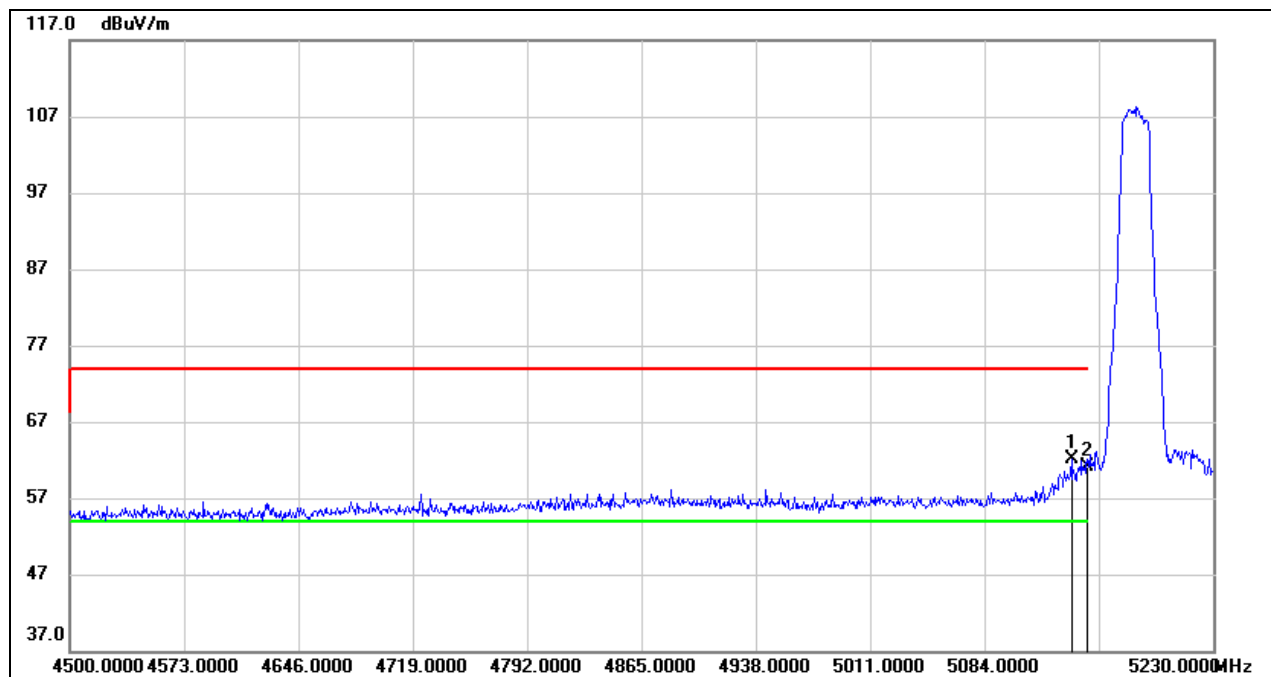


No.	Frequency (MHz)	Reading (dBuV)	Correct (dB/m)	Result (dBuV/m)	Limit (dBuV/m)	Margin (dB)	Remark
1	5148.240	3.90	40.46	44.36	54.00	-9.64	AVG
2	5150.000	4.00	40.46	44.46	54.00	-9.54	AVG

Note: 1. Measurement = Reading Level + Correct Factor.
2. AVG: $VBW=1/T_{on}$ where: t_{on} is transmit duration.
3. For duty cycle, please refer to clause 7.1.
4. Only the worst case emission will be recorder, if it complies with the limit, the other emissions deemed to comply with the limit.



VERTICAL RESULTS
PEAK

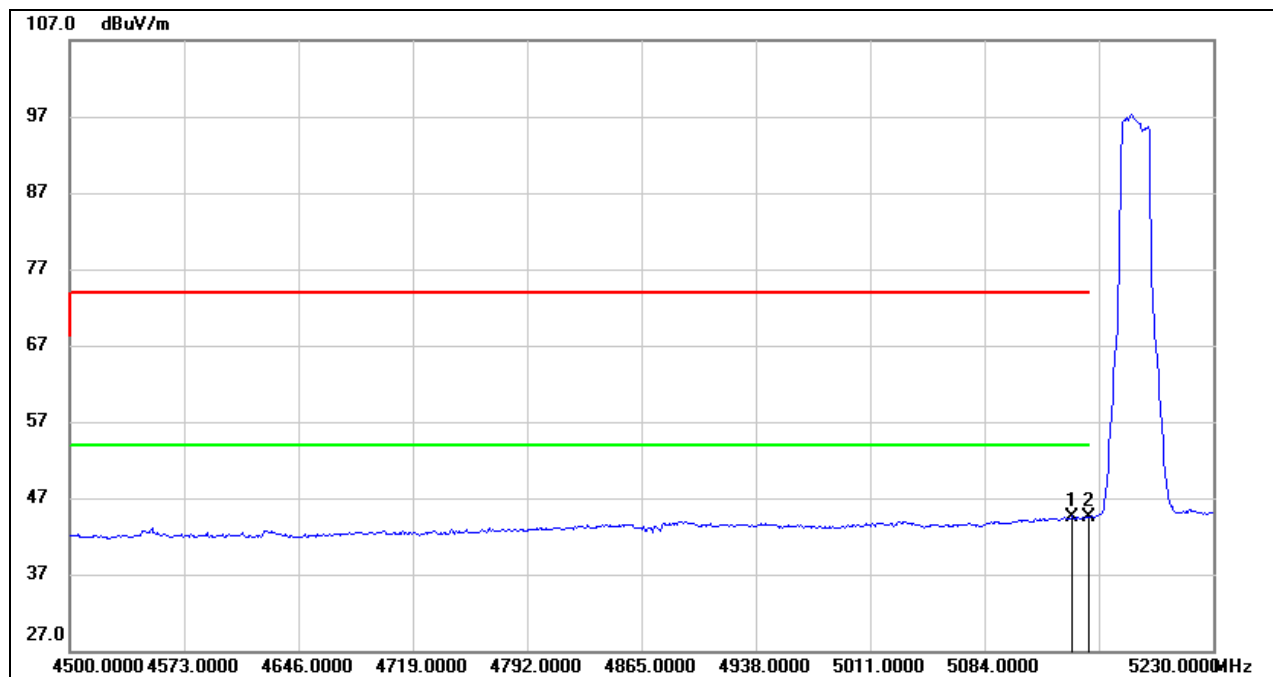


No.	Frequency (MHz)	Reading (dBuV)	Correct (dB/m)	Result (dBuV/m)	Limit (dBuV/m)	Margin (dB)	Remark
1	5139.480	21.73	40.41	62.14	74.00	-11.86	peak
2	5150.000	20.67	40.46	61.13	74.00	-12.87	peak

Note: 1. Measurement = Reading Level + Correct Factor.
2. If Peak Result complies with AV limit, AV Result is deemed to comply with AV limit.
3. Peak: Peak detector.
4. Only the worst case emission will be recorder, if it complies with the limit, the other emissions deemed to comply with the limit.

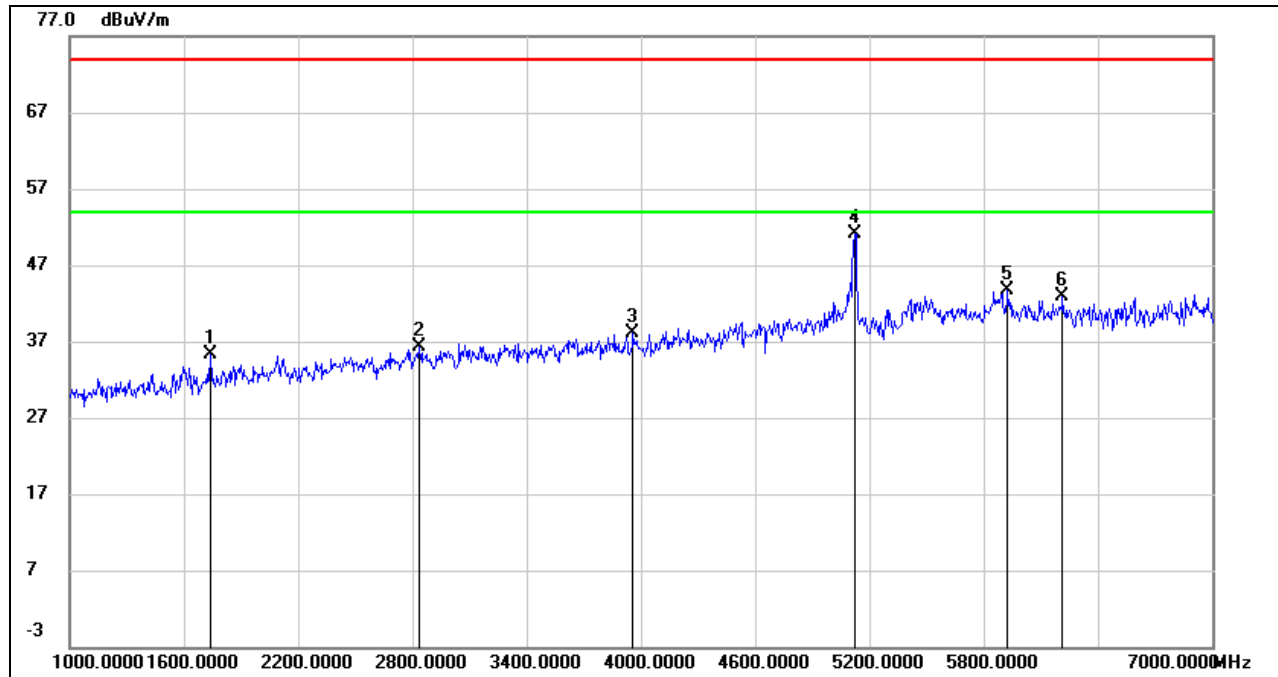


AVG



No.	Frequency (MHz)	Reading (dBuV)	Correct (dB/m)	Result (dBuV/m)	Limit (dBuV/m)	Margin (dB)	Remark
1	5139.480	4.09	40.41	44.50	54.00	-9.50	AVG
2	5150.000	4.13	40.46	44.59	54.00	-9.41	AVG

Note: 1. Measurement = Reading Level + Correct Factor.
2. AVG: VBW=1/Ton where: ton is transmit duration.
3. For duty cycle, please refer to clause 7.1.
4. Only the worst case emission will be recorder, if it complies with the limit, the other emissions deemed to comply with the limit.

**HARMONICS AND SPURIOUS EMISSIONS LOW CHANNEL****HORIZONTAL RESULTS**
1-7GHz

No.	Frequency (MHz)	Reading (dBuV)	Correct (dB/m)	Result (dBuV/m)	Limit (dBuV/m)	Margin (dB)	Remark
1	1738.000	46.65	-11.39	35.26	74.00	-38.74	peak
2	2836.000	43.37	-7.04	36.33	74.00	-37.67	peak
3	3958.000	42.30	-4.20	38.10	74.00	-35.90	peak
4	5122.000	50.12	0.90	51.02	74.00	-22.98	peak
5	5926.000	39.82	3.87	43.69	74.00	-30.31	peak
6	6214.000	39.89	3.02	42.91	74.00	-31.09	peak

Note: 1. Measurement = Reading Level + Correct Factor.

2. If Peak Result complies with AV limit, AV Result is deemed to comply with AV limit.

3. Peak: Peak detector.

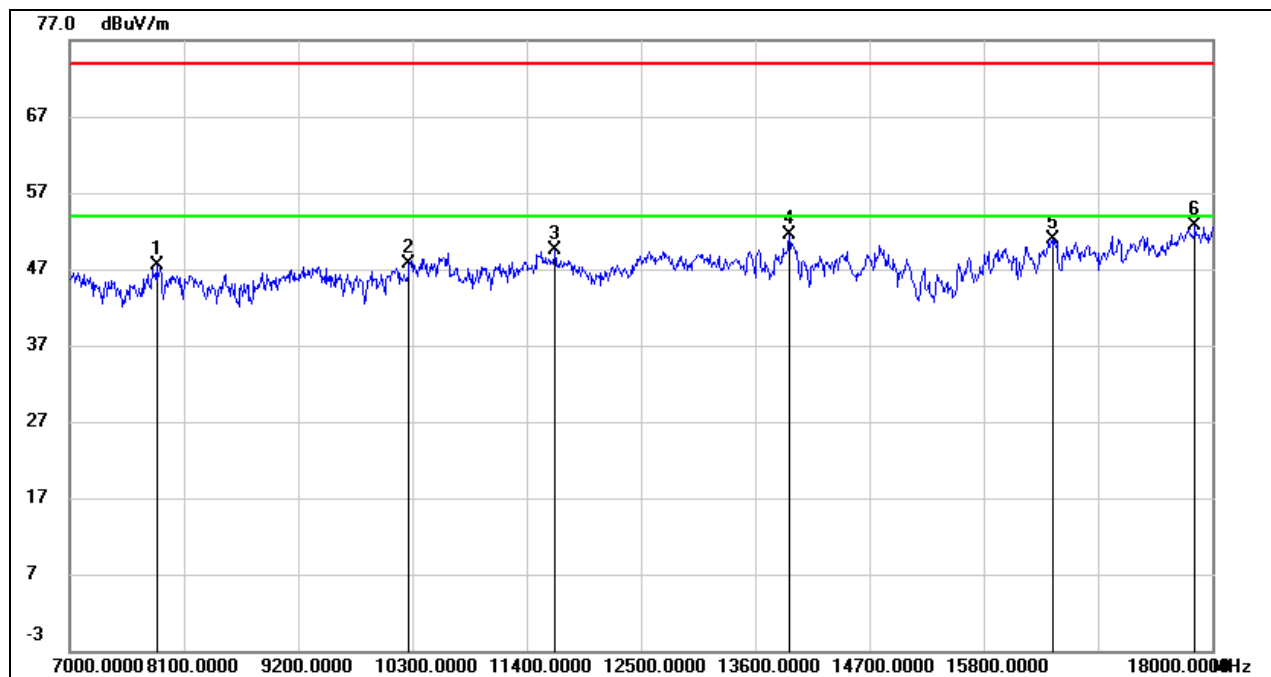
4. Filter losses were only considered in the spurious frequency bands and the authorized band was not corrected for Band reject filter losses.

5. Proper operation of the transmitter prior to adding the filter to the measurement chain.

6. Owing to the highest peak level of unwanted emission out of the restricted bands complies with the lowest limit(54dBuV/m), so all the test point was deemed to comply with the limits list in the standard.

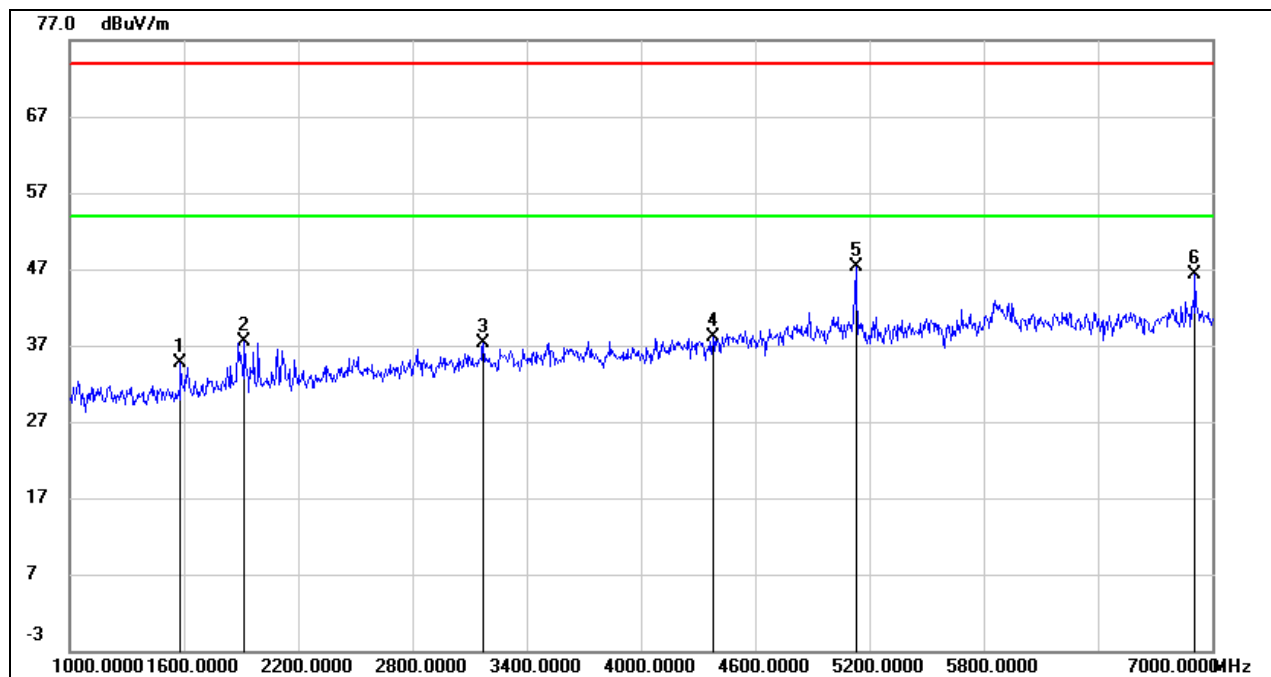


HORIZONTAL RESULTS
7-18GHz



No.	Frequency (MHz)	Reading (dBuV)	Correct (dB/m)	Result (dBuV/m)	Limit (dBuV/m)	Margin (dB)	Remark
1	7836.000	39.56	7.96	47.52	74.00	-26.48	peak
2	10267.000	36.63	11.01	47.64	74.00	-26.36	peak
3	11675.000	36.36	13.16	49.52	74.00	-24.48	peak
4	13930.000	35.28	16.17	51.45	74.00	-22.55	peak
5	16460.000	31.45	19.49	50.94	74.00	-23.06	peak
6	17835.000	29.26	23.40	52.66	74.00	-21.34	peak

Note: 1. Measurement = Reading Level + Correct Factor.
2. If Peak Result complies with AV limit, AV Result is deemed to comply with AV limit.
3. Peak: Peak detector.
4. Filter losses were only considered in the spurious frequency bands and the authorized band was not corrected for HPF losses.
5. Proper operation of the transmitter prior to adding the filter to the measurement chain.
6. Owing to the highest peak level of unwanted emission out of the restricted bands complies with the lowest limit(54dBuV/m), so all the test point was deemed to comply with the limits list in the standard.

**VERTICAL RESULTS****1-7GHz**

No.	Frequency (MHz)	Reading (dBuV)	Correct (dB/m)	Result (dBuV/m)	Limit (dBuV/m)	Margin (dB)	Remark
1	1582.000	46.81	-12.16	34.65	74.00	-39.35	peak
2	1918.000	48.07	-10.65	37.42	74.00	-36.58	peak
3	3172.000	43.13	-5.91	37.22	74.00	-36.78	peak
4	4378.000	40.98	-2.84	38.14	74.00	-35.86	peak
5	5128.000	46.38	0.93	47.31	74.00	-26.69	peak
6	6910.000	41.09	5.20	46.29	74.00	-27.71	peak

Note: 1. Measurement = Reading Level + Correct Factor.

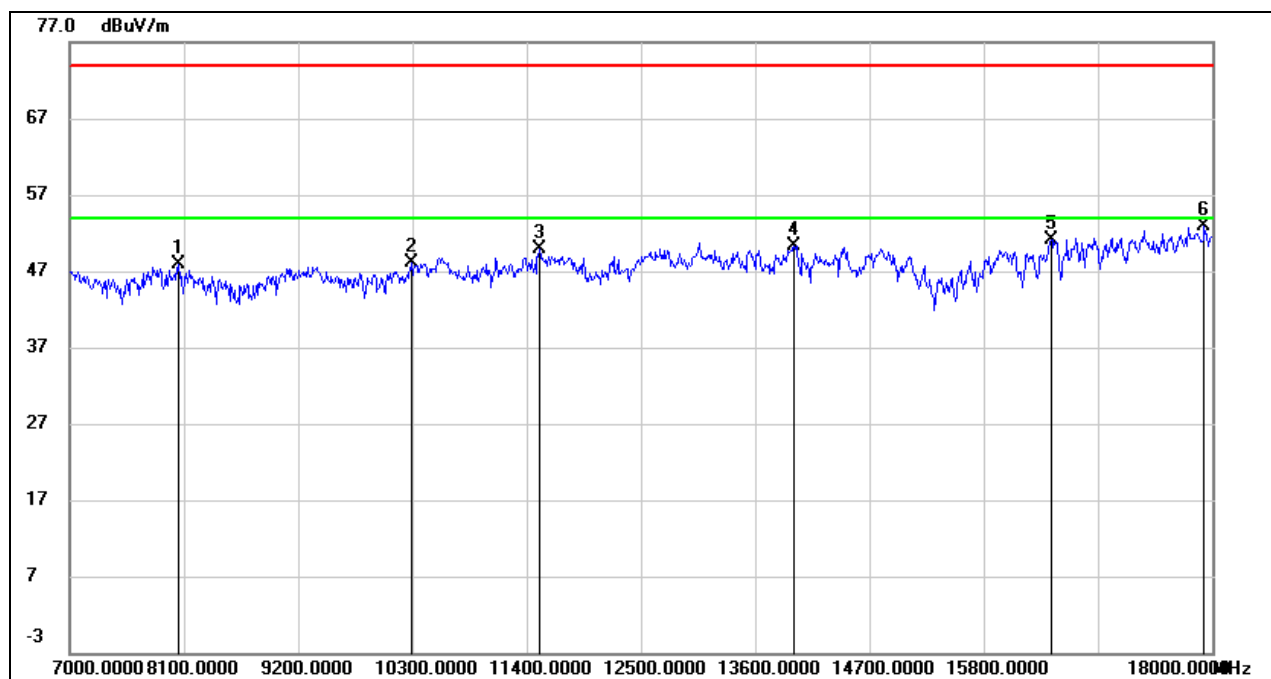
2. If Peak Result complies with AV limit, AV Result is deemed to comply with AV limit.

3. Peak: Peak detector.

4. Filter losses were only considered in the spurious frequency bands and the authorized band was not corrected for Band reject filter losses.

5. Proper operation of the transmitter prior to adding the filter to the measurement chain.

6. Owing to the highest peak level of unwanted emission out of the restricted bands complies with the lowest limit(54dBuV/m), so all the test point was deemed to comply with the limits list in the standard.

**7-18GHz**

No.	Frequency (MHz)	Reading (dBuV)	Correct (dB/m)	Result (dBuV/m)	Limit (dBuV/m)	Margin (dB)	Remark
1	8045.000	40.14	7.75	47.89	74.00	-26.11	peak
2	10289.000	37.00	11.20	48.20	74.00	-25.80	peak
3	11521.000	36.51	13.40	49.91	74.00	-24.09	peak
4	13974.000	34.20	16.16	50.36	74.00	-23.64	peak
5	16449.000	31.67	19.45	51.12	74.00	-22.88	peak
6	17923.000	29.42	23.42	52.84	74.00	-21.16	peak

Note: 1. Measurement = Reading Level + Correct Factor.

2. If Peak Result complies with AV limit, AV Result is deemed to comply with AV limit.

3. Peak: Peak detector.

4. Filter losses were only considered in the spurious frequency bands and the authorized band was not corrected for HPF losses.

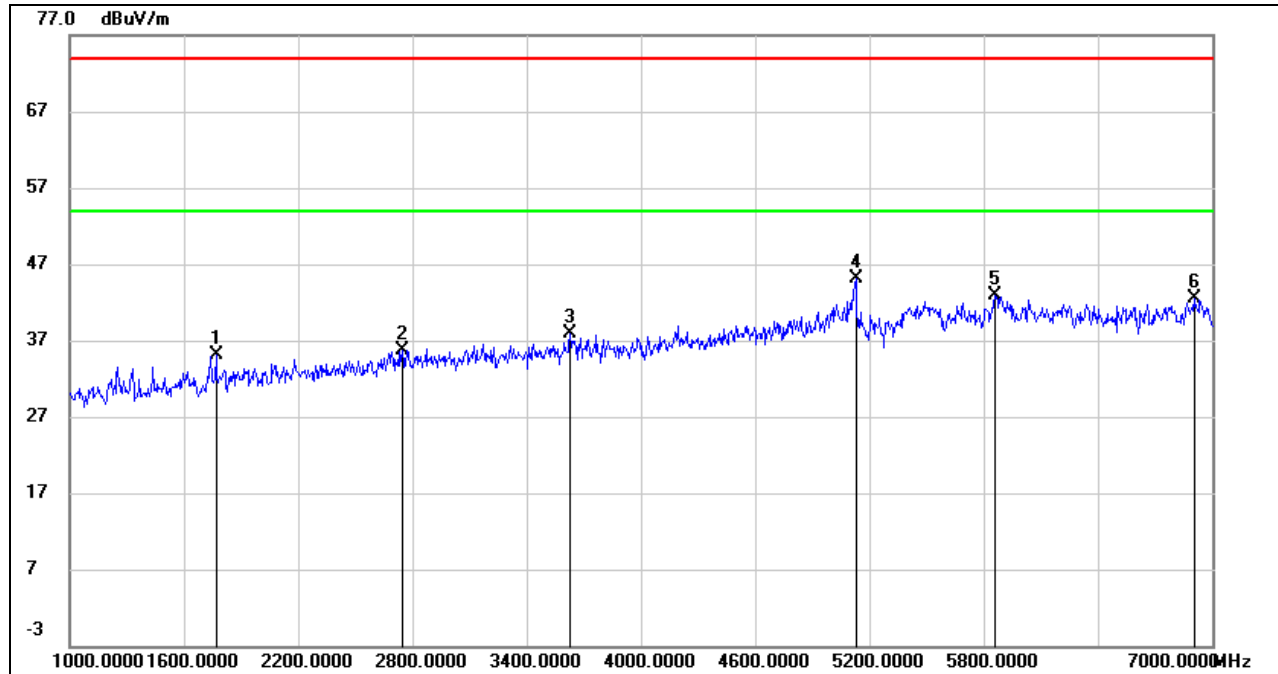
5. Proper operation of the transmitter prior to adding the filter to the measurement chain.

6. Owing to the highest peak level of unwanted emission out of the restricted bands complies with the lowest limit(54dBuV/m), so all the test point was deemed to comply with the limits list in the standard.



HARMONICS AND SPURIOUS EMISSIONS MID CHANNEL

HORIZONTAL RESULTS 1-7GHz



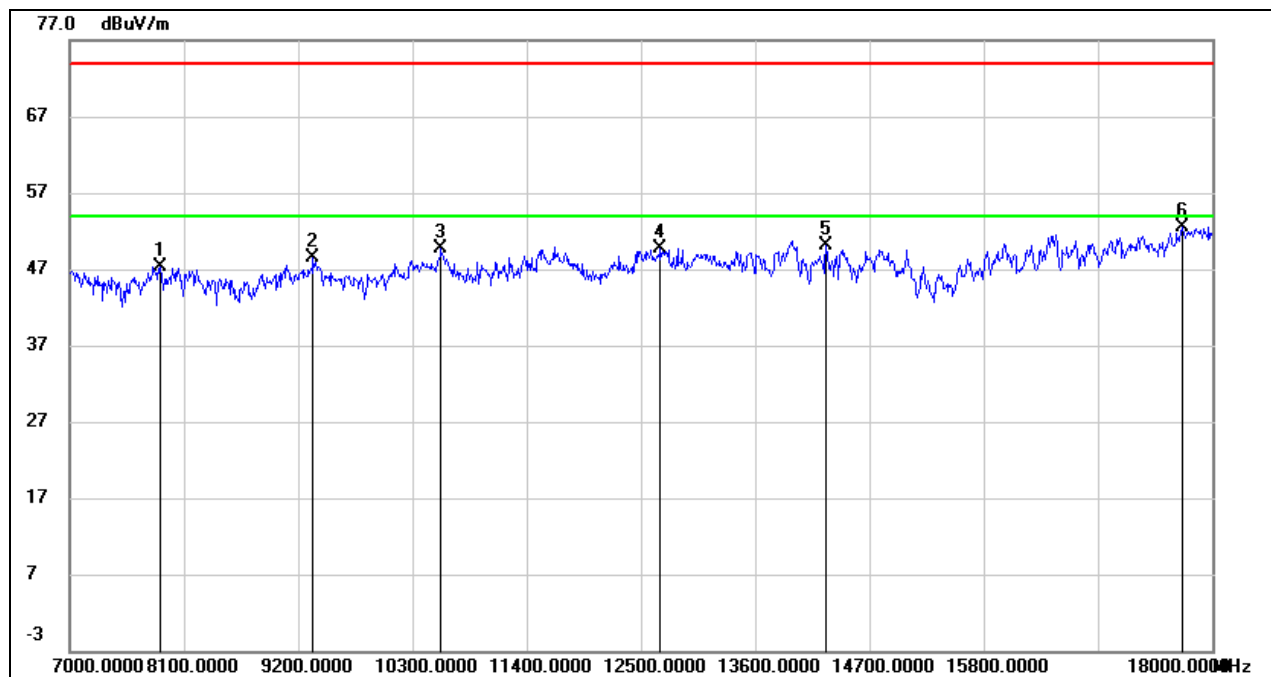
No.	Frequency (MHz)	Reading (dBuV)	Correct (dB/m)	Result (dBuV/m)	Limit (dBuV/m)	Margin (dB)	Remark
1	1768.000	46.14	-11.06	35.08	74.00	-38.92	peak
2	2746.000	43.24	-7.55	35.69	74.00	-38.31	peak
3	3628.000	42.60	-4.69	37.91	74.00	-36.09	peak
4	5128.000	44.16	0.93	45.09	74.00	-28.91	peak
5	5860.000	39.33	3.60	42.93	74.00	-31.07	peak
6	6904.000	37.21	5.20	42.41	74.00	-31.59	peak

Note: 1. Measurement = Reading Level + Correct Factor.
2. If Peak Result complies with AV limit, AV Result is deemed to comply with AV limit.
3. Peak: Peak detector.
4. Filter losses were only considered in the spurious frequency bands and the authorized band was not corrected for Band reject filter losses.
5. Proper operation of the transmitter prior to adding the filter to the measurement chain.
6. Owing to the highest peak level of unwanted emission out of the restricted bands complies with the lowest limit(54dBuV/m), so all the test point was deemed to comply with the limits list in the standard.



HORIZONTAL RESULTS

7-18GHz



No.	Frequency (MHz)	Reading (dBuV)	Correct (dB/m)	Result (dBuV/m)	Limit (dBuV/m)	Margin (dB)	Remark
1	7869.000	39.51	7.79	47.30	74.00	-26.70	peak
2	9343.000	38.98	9.57	48.55	74.00	-25.45	peak
3	10575.000	37.45	12.18	49.63	74.00	-24.37	peak
4	12687.000	35.33	14.40	49.73	74.00	-24.27	peak
5	14282.000	33.76	16.39	50.15	74.00	-23.85	peak
6	17714.000	29.81	22.62	52.43	74.00	-21.57	peak

Note: 1. Measurement = Reading Level + Correct Factor.

2. If Peak Result complies with AV limit, AV Result is deemed to comply with AV limit.

3. Peak: Peak detector.

4. Filter losses were only considered in the spurious frequency bands and the authorized band was not corrected for HPF losses.

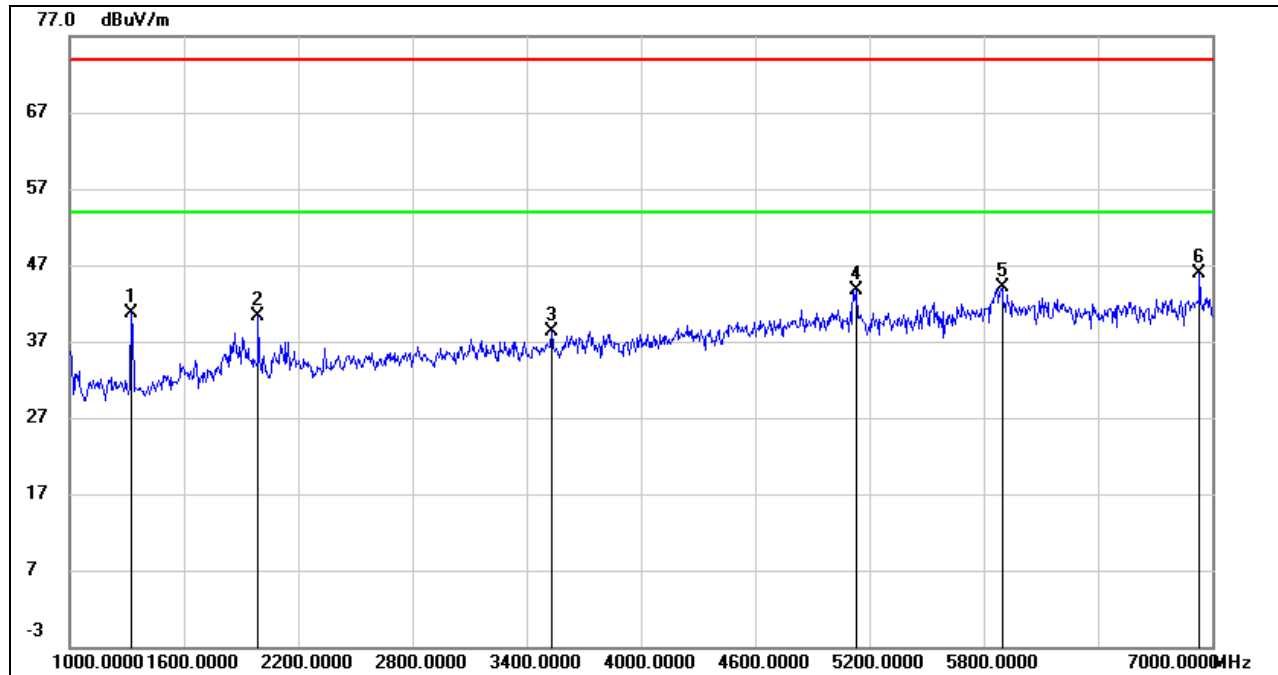
5. Proper operation of the transmitter prior to adding the filter to the measurement chain.

6. Owing to the highest peak level of unwanted emission out of the restricted bands complies with the lowest limit(54dBuV/m), so all the test point was deemed to comply with the limits list in the standard.



VERTICAL RESULTS

1-7GHz



No.	Frequency (MHz)	Reading (dBuV)	Correct (dB/m)	Result (dBuV/m)	Limit (dBuV/m)	Margin (dB)	Remark
1	1324.000	53.72	-12.94	40.78	74.00	-33.22	peak
2	1990.000	50.95	-10.68	40.27	74.00	-33.73	peak
3	3532.000	43.59	-5.29	38.30	74.00	-35.70	peak
4	5128.000	42.77	0.93	43.70	74.00	-30.30	peak
5	5896.000	39.79	4.25	44.04	74.00	-29.96	peak
6	6934.000	40.74	5.22	45.96	74.00	-28.04	peak

Note: 1. Measurement = Reading Level + Correct Factor.

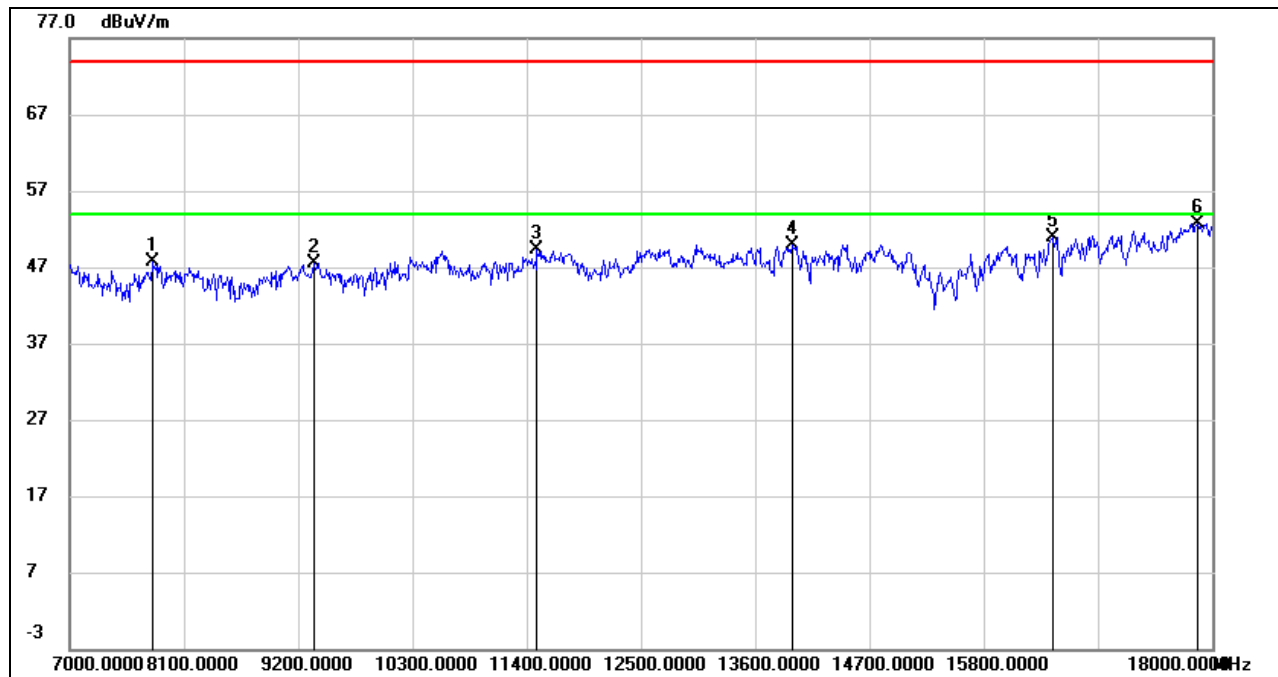
2. If Peak Result complies with AV limit, AV Result is deemed to comply with AV limit.

3. Peak: Peak detector.

4. Filter losses were only considered in the spurious frequency bands and the authorized band was not corrected for Band reject filter losses.

5. Proper operation of the transmitter prior to adding the filter to the measurement chain.

6. Owing to the highest peak level of unwanted emission out of the restricted bands complies with the lowest limit(54dBuV/m), so all the test point was deemed to comply with the limits list in the standard.

**7-18GHz**

No.	Frequency (MHz)	Reading (dBuV)	Correct (dB/m)	Result (dBuV/m)	Limit (dBuV/m)	Margin (dB)	Remark
1	7803.000	39.47	8.15	47.62	74.00	-26.38	peak
2	9354.000	37.89	9.64	47.53	74.00	-26.47	peak
3	11499.000	36.03	13.35	49.38	74.00	-24.62	peak
4	13952.000	33.73	16.16	49.89	74.00	-24.11	peak
5	16460.000	31.41	19.49	50.90	74.00	-23.10	peak
6	17857.000	29.33	23.41	52.74	74.00	-21.26	peak

Note: 1. Measurement = Reading Level + Correct Factor.

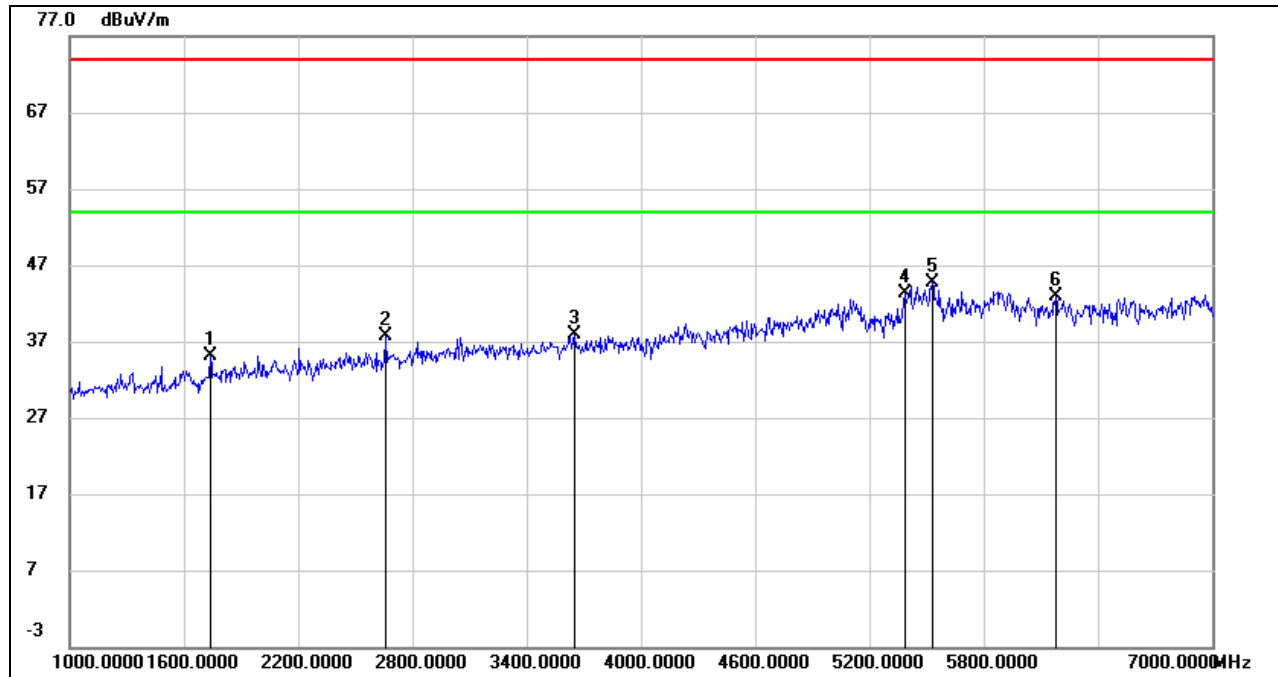
2. If Peak Result complies with AV limit, AV Result is deemed to comply with AV limit.

3. Peak: Peak detector.

4. Filter losses were only considered in the spurious frequency bands and the authorized band was not corrected for HPF losses.

5. Proper operation of the transmitter prior to adding the filter to the measurement chain.

6. Owing to the highest peak level of unwanted emission out of the restricted bands complies with the lowest limit(54dBuV/m), so all the test point was deemed to comply with the limits list in the standard.

**HARMONICS AND SPURIOUS EMISSIONS HIGH CHANNEL****HORIZONTAL RESULTS**
1-7GHz

No.	Frequency (MHz)	Reading (dBuV)	Correct (dB/m)	Result (dBuV/m)	Limit (dBuV/m)	Margin (dB)	Remark
1	1738.000	46.55	-11.39	35.16	74.00	-38.84	peak
2	2656.000	45.86	-8.16	37.70	74.00	-36.30	peak
3	3652.000	42.43	-4.51	37.92	74.00	-36.08	peak
4	5386.000	42.16	1.08	43.24	74.00	-30.76	peak
5	5530.000	42.37	2.27	44.64	74.00	-29.36	peak
6	6178.000	39.97	2.90	42.87	74.00	-31.13	peak

Note: 1. Measurement = Reading Level + Correct Factor.

2. If Peak Result complies with AV limit, AV Result is deemed to comply with AV limit.

3. Peak: Peak detector.

4. Filter losses were only considered in the spurious frequency bands and the authorized band was not corrected for Band reject filter losses.

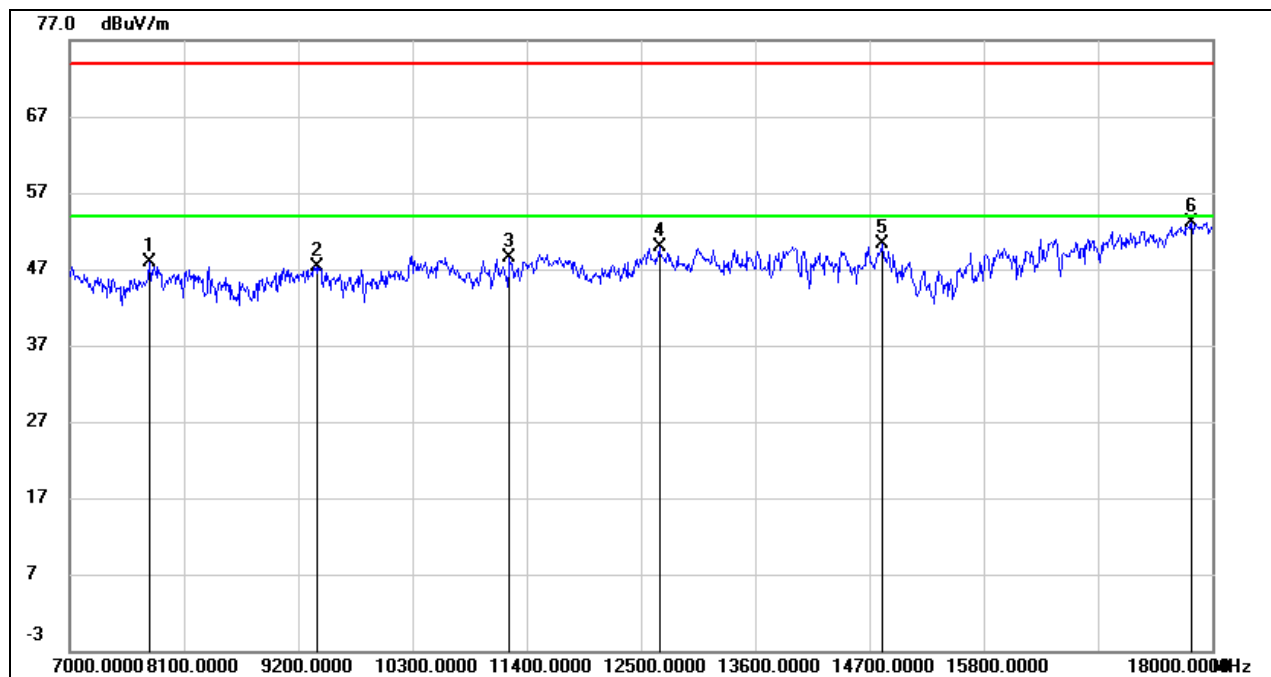
5. Proper operation of the transmitter prior to adding the filter to the measurement chain.

6. Owing to the highest peak level of unwanted emission out of the restricted bands complies with the lowest limit(54dBuV/m), so all the test point was deemed to comply with the limits list in the standard.



HORIZONTAL RESULTS

7-18GHz



No.	Frequency (MHz)	Reading (dBuV)	Correct (dB/m)	Result (dBuV/m)	Limit (dBuV/m)	Margin (dB)	Remark
1	7770.000	40.04	7.77	47.81	74.00	-26.19	peak
2	9376.000	37.52	9.79	47.31	74.00	-26.69	peak
3	11235.000	35.91	12.59	48.50	74.00	-25.50	peak
4	12676.000	35.59	14.38	49.97	74.00	-24.03	peak
5	14821.000	34.29	16.09	50.38	74.00	-23.62	peak
6	17802.000	29.77	23.41	53.18	74.00	-20.82	peak

Note: 1. Measurement = Reading Level + Correct Factor.

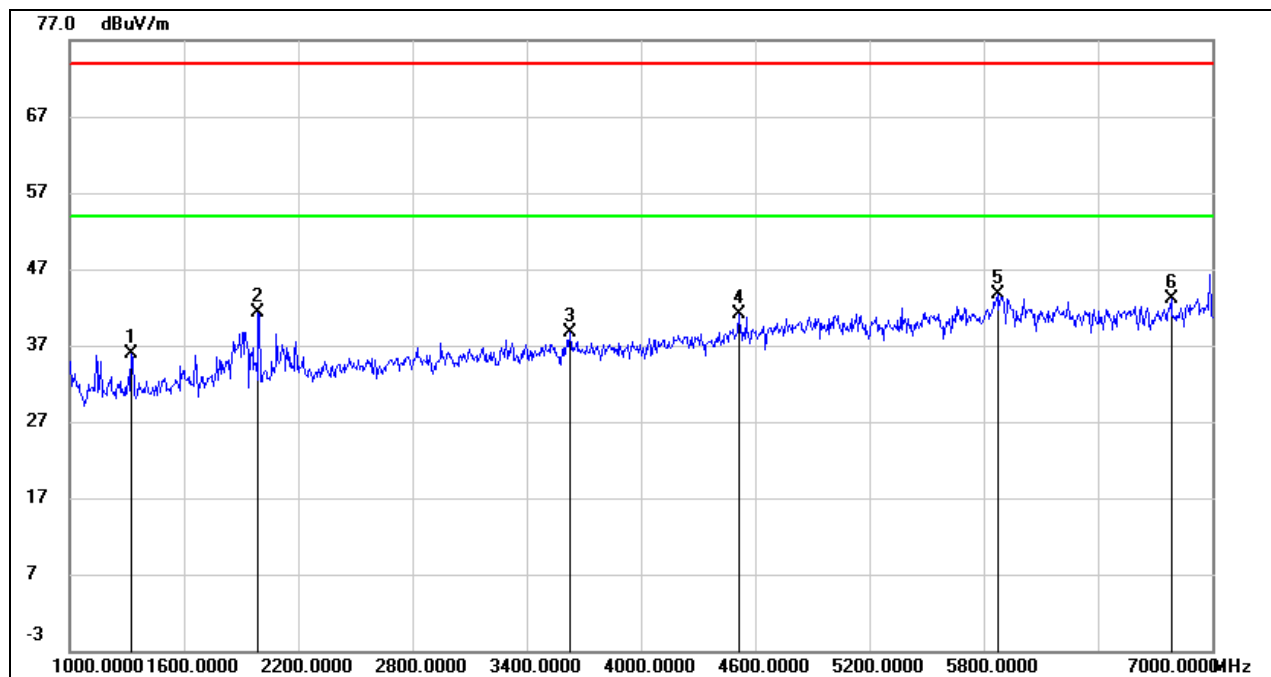
2. If Peak Result complies with AV limit, AV Result is deemed to comply with AV limit.

3. Peak: Peak detector.

4. Filter losses were only considered in the spurious frequency bands and the authorized band was not corrected for HPF losses.

5. Proper operation of the transmitter prior to adding the filter to the measurement chain.

6. Owing to the highest peak level of unwanted emission out of the restricted bands complies with the lowest limit(54dBuV/m), so all the test point was deemed to comply with the limits list in the standard.

**VERTICAL RESULTS****1-7GHz**

No.	Frequency (MHz)	Reading (dBuV)	Correct (dB/m)	Result (dBuV/m)	Limit (dBuV/m)	Margin (dB)	Remark
1	1324.000	48.80	-12.94	35.86	74.00	-38.14	peak
2	1990.000	51.99	-10.68	41.31	74.00	-32.69	peak
3	3628.000	43.41	-4.69	38.72	74.00	-35.28	peak
4	4516.000	42.79	-1.73	41.06	74.00	-32.94	peak
5	5872.000	39.89	3.82	43.71	74.00	-30.29	peak
6	6784.000	38.60	4.55	43.15	74.00	-30.85	peak

Note: 1. Measurement = Reading Level + Correct Factor.

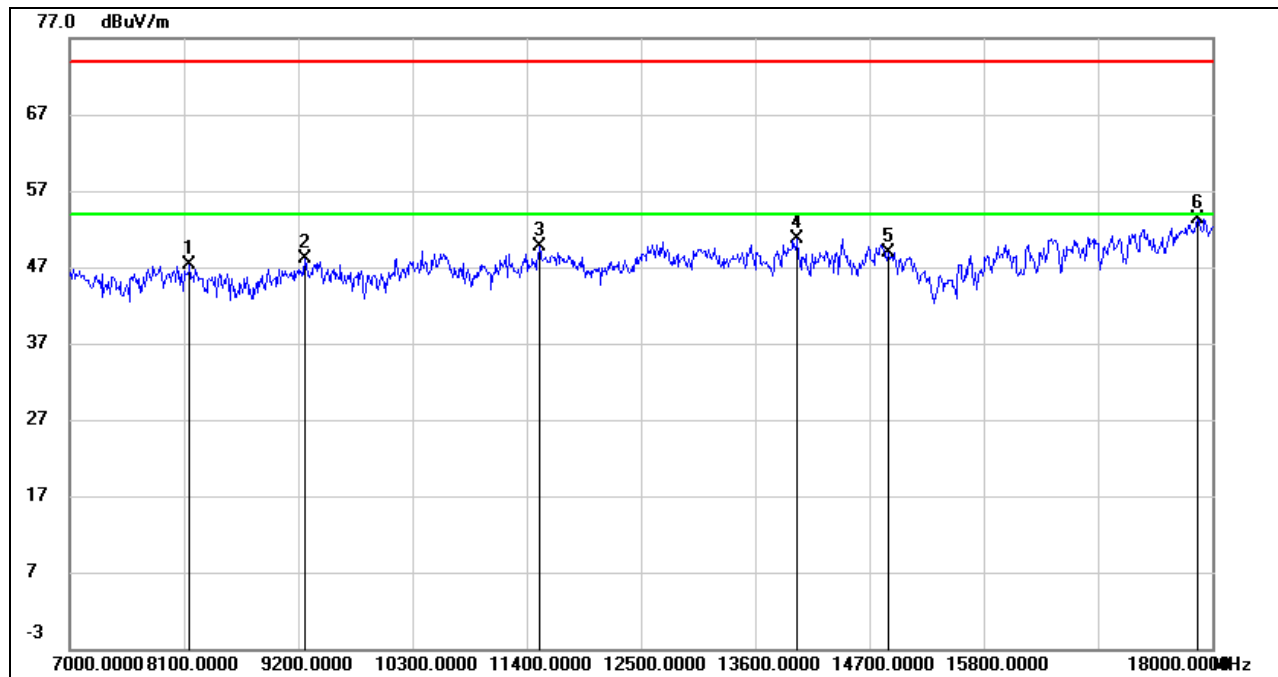
2. If Peak Result complies with AV limit, AV Result is deemed to comply with AV limit.

3. Peak: Peak detector.

4. Filter losses were only considered in the spurious frequency bands and the authorized band was not corrected for Band reject filter losses.

5. Proper operation of the transmitter prior to adding the filter to the measurement chain.

6. Owing to the highest peak level of unwanted emission out of the restricted bands complies with the lowest limit(54dBuV/m), so all the test point was deemed to comply with the limits list in the standard.

**7-18GHz**

No.	Frequency (MHz)	Reading (dBuV)	Correct (dB/m)	Result (dBuV/m)	Limit (dBuV/m)	Margin (dB)	Remark
1	8155.000	38.78	8.52	47.30	74.00	-26.70	peak
2	9266.000	39.01	9.16	48.17	74.00	-25.83	peak
3	11521.000	36.38	13.40	49.78	74.00	-24.22	peak
4	14007.000	34.46	16.17	50.63	74.00	-23.37	peak
5	14887.000	32.79	16.16	48.95	74.00	-25.05	peak
6	17857.000	29.96	23.41	53.37	74.00	-20.63	peak

Note: 1. Measurement = Reading Level + Correct Factor.

2. If Peak Result complies with AV limit, AV Result is deemed to comply with AV limit.

3. Peak: Peak detector.

4. Filter losses were only considered in the spurious frequency bands and the authorized band was not corrected for HPF losses.

5. Proper operation of the transmitter prior to adding the filter to the measurement chain.

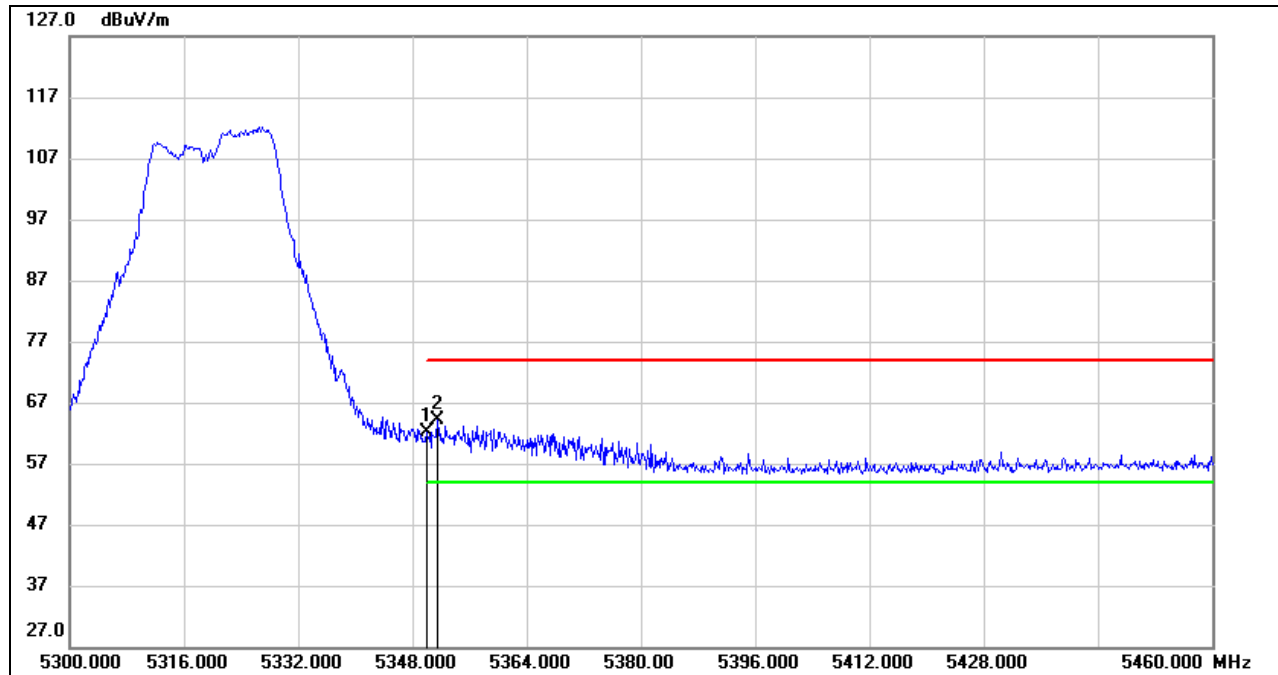
6. Owing to the highest peak level of unwanted emission out of the restricted bands complies with the lowest limit(54dBuV/m), so all the test point was deemed to comply with the limits list in the standard.



8.2.2. UNII-2A BAND

RESTRICTED BANDEDGE HIGH CHANNEL

HORIZONTAL RESULTS PEAK

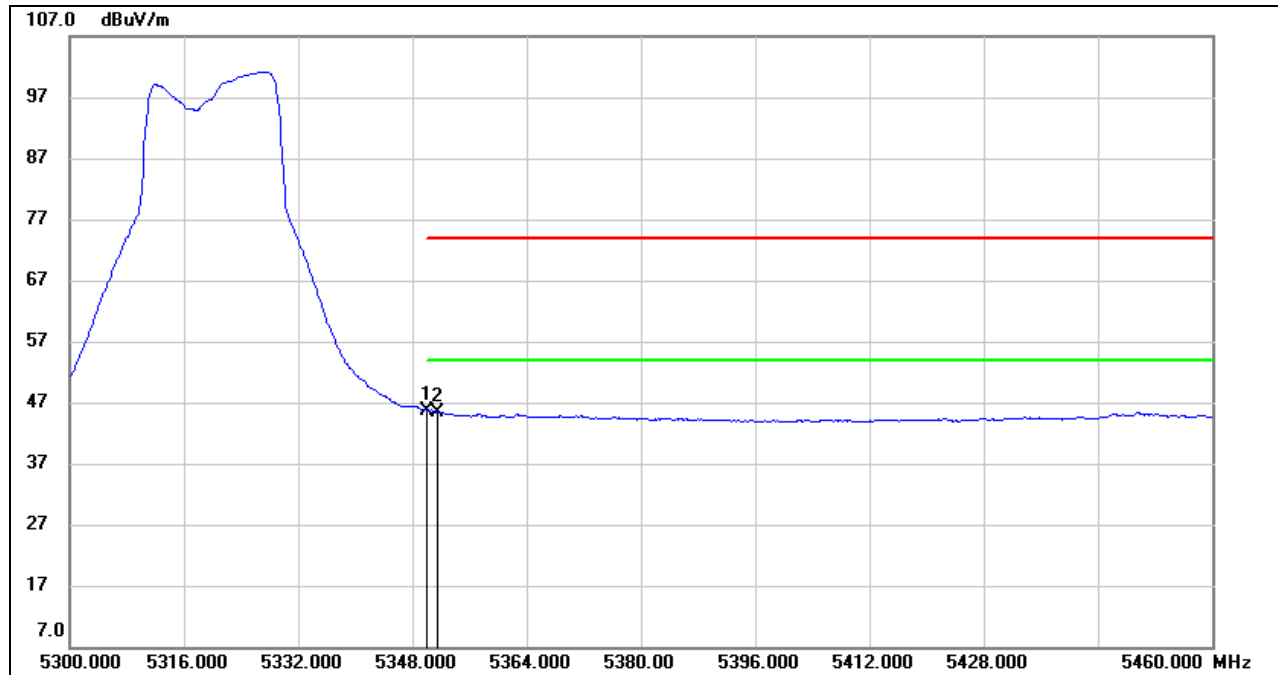


No.	Frequency (MHz)	Reading (dBuV)	Correct (dB/m)	Result (dBuV/m)	Limit (dBuV/m)	Margin (dB)	Remark
1	5350.000	21.55	40.64	62.19	74.00	-11.81	peak
2	5351.520	23.43	40.63	64.06	74.00	-9.94	peak

Note: 1. Measurement = Reading Level + Correct Factor.
2. If Peak Result complies with AV limit, AV Result is deemed to comply with AV limit.
3. Peak: Peak detector.
4. Only the worst case emission will be recorder, if it complies with the limit, the other emissions deemed to comply with the limit.



AVG

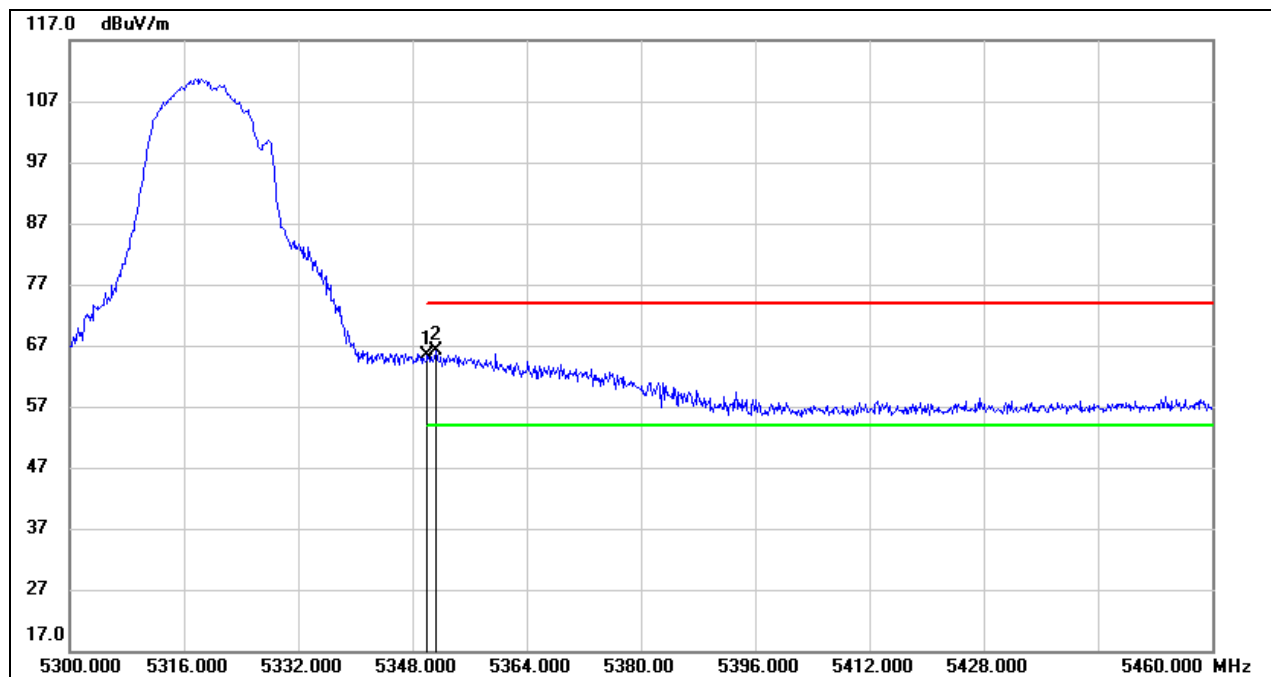


No.	Frequency (MHz)	Reading (dBuV)	Correct (dB/m)	Result (dBuV/m)	Limit (dBuV/m)	Margin (dB)	Remark
1	5350.000	5.08	40.64	45.72	54.00	-8.28	AVG
2	5351.520	4.73	40.63	45.36	54.00	-8.64	AVG

Note: 1. Measurement = Reading Level + Correct Factor.
2. AVG: VBW=1/Ton where: ton is transmit duration.
3. For duty cycle, please refer to clause 7.1.
4. Only the worst case emission will be recorder, if it complies with the limit, the other emissions deemed to comply with the limit.



VERTICAL RESULTS
PEAK

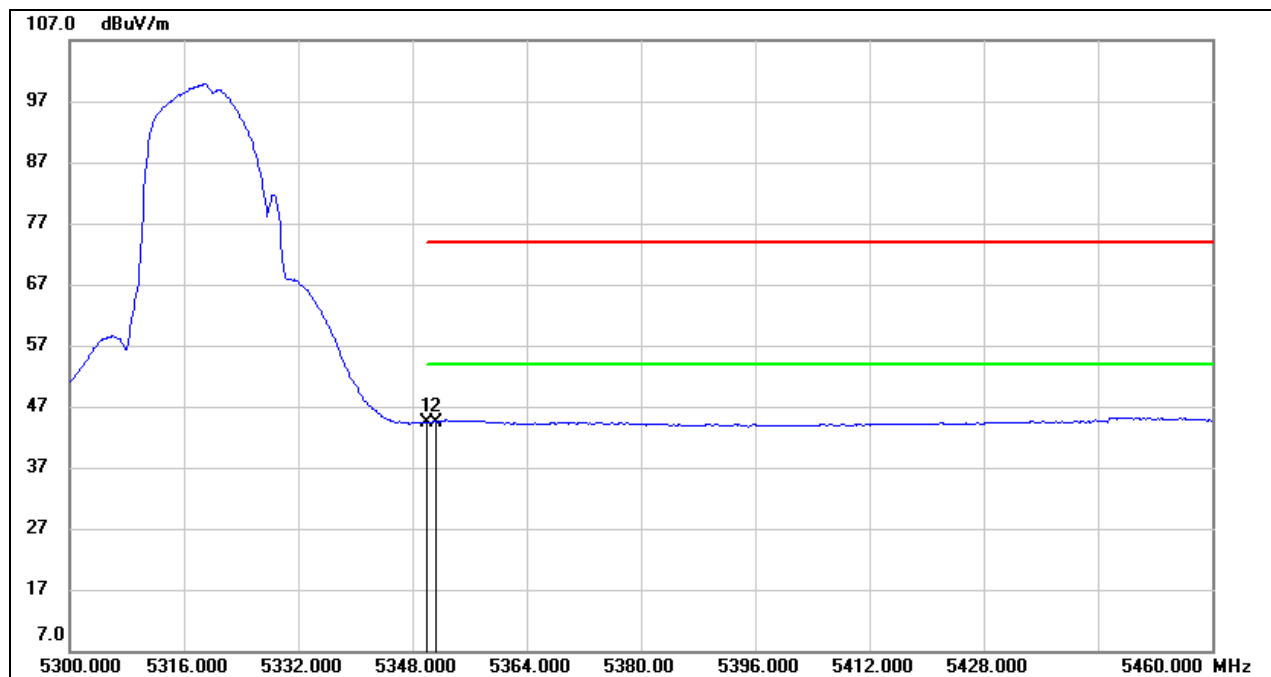


No.	Frequency (MHz)	Reading (dBuV)	Correct (dB/m)	Result (dBuV/m)	Limit (dBuV/m)	Margin (dB)	Remark
1	5350.000	24.71	40.64	65.35	74.00	-8.65	peak
2	5351.360	25.44	40.63	66.07	74.00	-7.93	peak

Note: 1. Measurement = Reading Level + Correct Factor.
2. If Peak Result complies with AV limit, AV Result is deemed to comply with AV limit.
3. Peak: Peak detector.
4. Only the worst case emission will be recorder, if it complies with the limit, the other emissions deemed to comply with the limit.

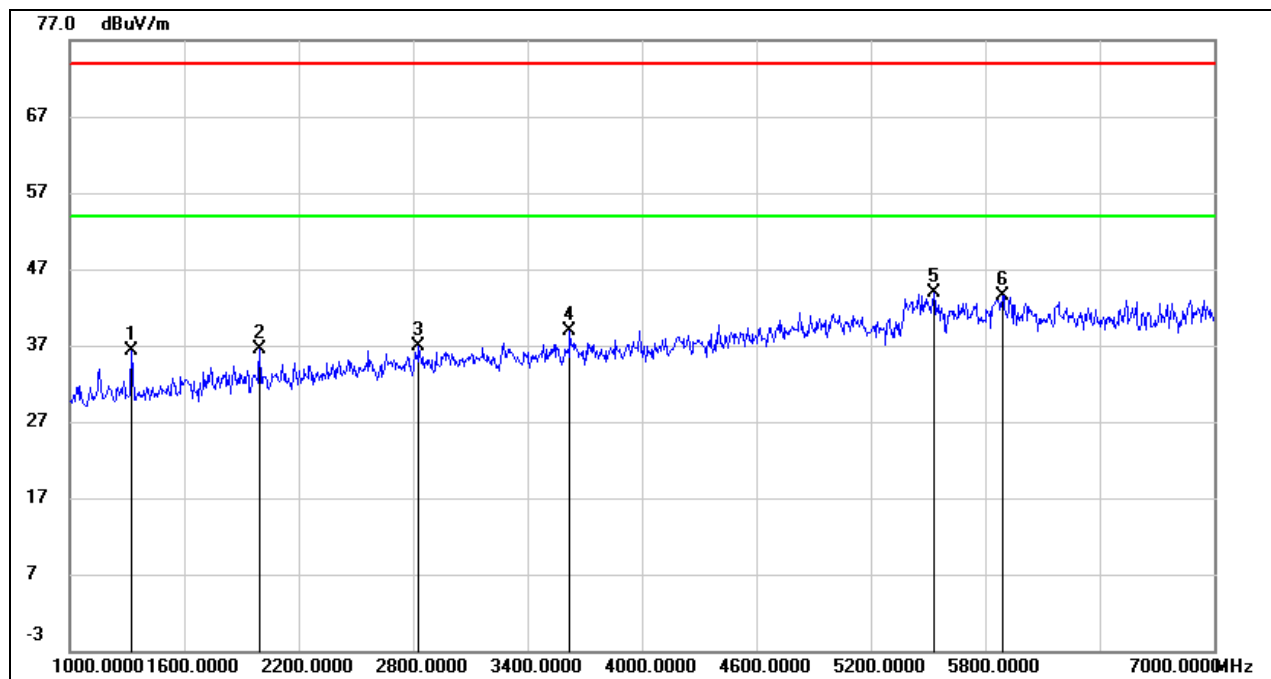


AVG



No.	Frequency (MHz)	Reading (dBuV)	Correct (dB/m)	Result (dBuV/m)	Limit (dBuV/m)	Margin (dB)	Remark
1	5350.000	3.85	40.64	44.49	54.00	-9.51	AVG
2	5351.360	3.79	40.63	44.42	54.00	-9.58	AVG

Note: 1. Measurement = Reading Level + Correct Factor.
2. AVG: VBW=1/Ton where: ton is transmit duration.
3. For duty cycle, please refer to clause 7.1.
4. Only the worst case emission will be recorder, if it complies with the limit, the other emissions deemed to comply with the limit.

**HARMONICS AND SPURIOUS EMISSIONS LOW CHANNEL****HORIZONTAL RESULTS****1-7GHz**

No.	Frequency (MHz)	Reading (dBuV)	Correct (dB/m)	Result (dBuV/m)	Limit (dBuV/m)	Margin (dB)	Remark
1	1324.000	49.17	-12.94	36.23	74.00	-37.77	peak
2	1996.000	47.16	-10.68	36.48	74.00	-37.52	peak
3	2830.000	43.99	-7.07	36.92	74.00	-37.08	peak
4	3622.000	43.64	-4.76	38.88	74.00	-35.12	peak
5	5530.000	41.58	2.27	43.85	74.00	-30.15	peak
6	5890.000	39.33	4.15	43.48	74.00	-30.52	peak

Note: 1. Measurement = Reading Level + Correct Factor.

2. If Peak Result complies with AV limit, AV Result is deemed to comply with AV limit.

3. Peak: Peak detector.

4. Filter losses were only considered in the spurious frequency bands and the authorized band was not corrected for Band reject filter losses.

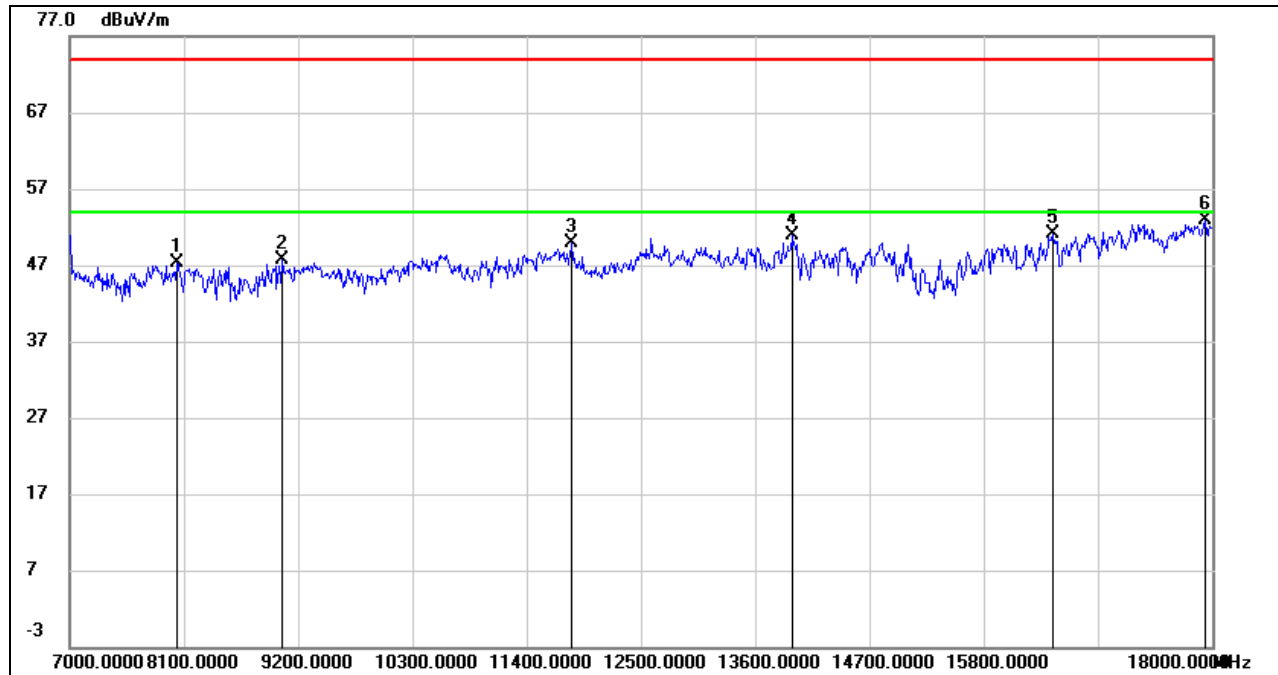
5. Proper operation of the transmitter prior to adding the filter to the measurement chain.

6. Owing to the highest peak level of unwanted emission out of the restricted bands complies with the lowest limit(54dBuV/m), so all the test point was deemed to comply with the limits list in the standard.



HORIZONTAL RESULTS

7-18GHz



No.	Frequency (MHz)	Reading (dBuV)	Correct (dB/m)	Result (dBuV/m)	Limit (dBuV/m)	Margin (dB)	Remark
1	8034.000	39.55	7.67	47.22	74.00	-26.78	peak
2	9046.000	38.23	9.43	47.66	74.00	-26.34	peak
3	11829.000	36.53	13.30	49.83	74.00	-24.17	peak
4	13952.000	34.67	16.16	50.83	74.00	-23.17	peak
5	16460.000	31.69	19.49	51.18	74.00	-22.82	peak
6	17934.000	29.36	23.45	52.81	74.00	-21.19	peak

Note: 1. Measurement = Reading Level + Correct Factor.

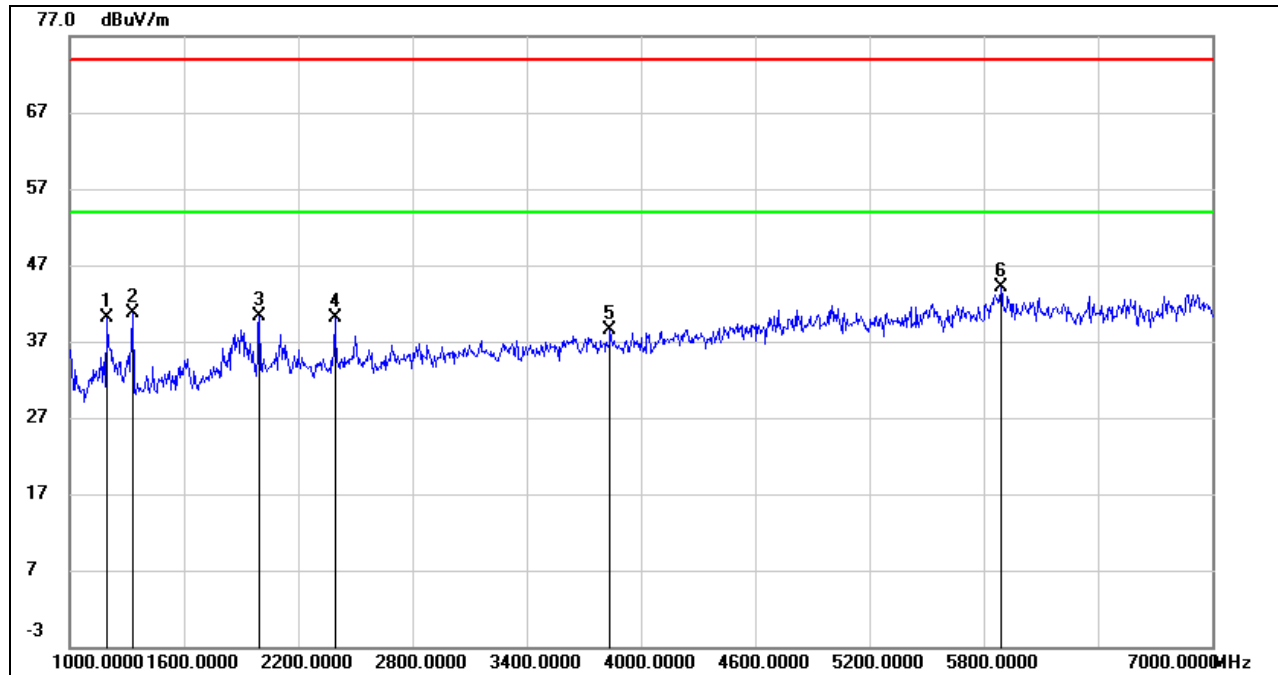
2. If Peak Result complies with AV limit, AV Result is deemed to comply with AV limit.

3. Peak: Peak detector.

4. Filter losses were only considered in the spurious frequency bands and the authorized band was not corrected for HPF losses.

5. Proper operation of the transmitter prior to adding the filter to the measurement chain.

6. Owing to the highest peak level of unwanted emission out of the restricted bands complies with the lowest limit(54dBuV/m), so all the test point was deemed to comply with the limits list in the standard.

**VERTICAL RESULTS**
1-7GHz

No.	Frequency (MHz)	Reading (dBuV)	Correct (dB/m)	Result (dBuV/m)	Limit (dBuV/m)	Margin (dB)	Remark
1	1192.000	53.38	-13.33	40.05	74.00	-33.95	peak
2	1330.000	53.65	-12.95	40.70	74.00	-33.30	peak
3	1996.000	51.06	-10.68	40.38	74.00	-33.62	peak
4	2392.000	49.03	-8.97	40.06	74.00	-33.94	peak
5	3838.000	42.73	-4.28	38.45	74.00	-35.55	peak
6	5890.000	40.03	4.15	44.18	74.00	-29.82	peak

Note: 1. Measurement = Reading Level + Correct Factor.

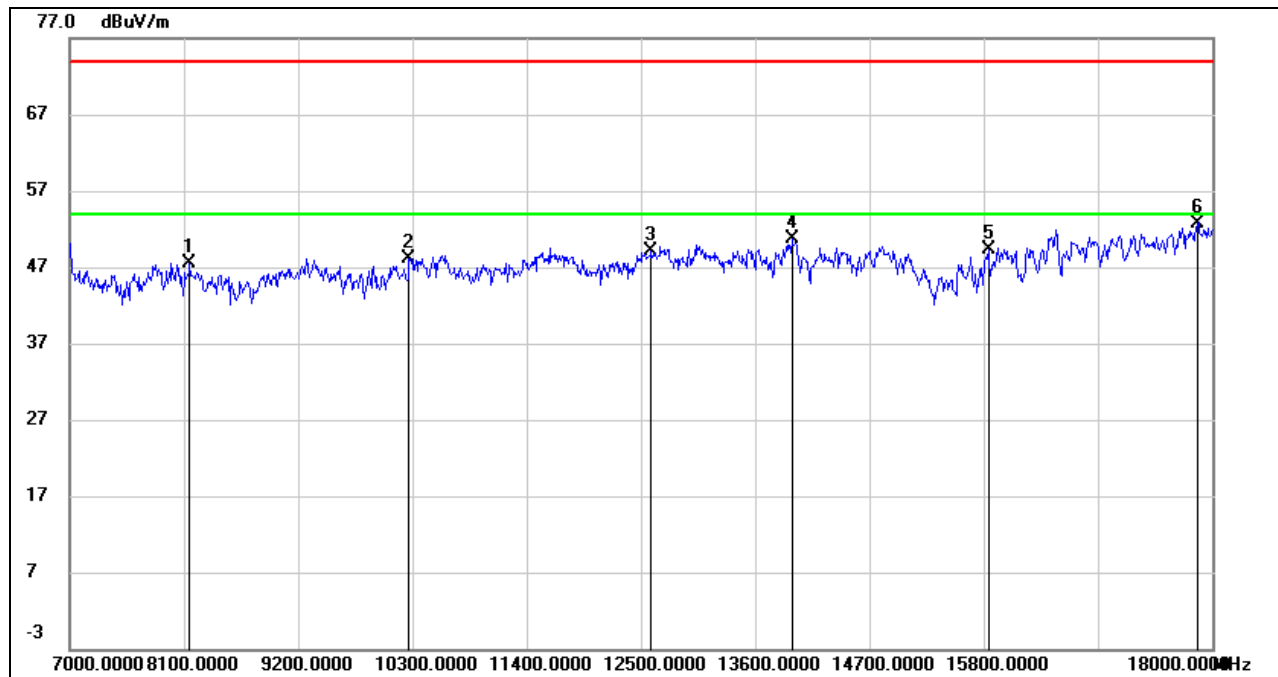
2. If Peak Result complies with AV limit, AV Result is deemed to comply with AV limit.

3. Peak: Peak detector.

4. Filter losses were only considered in the spurious frequency bands and the authorized band was not corrected for Band reject filter losses.

5. Proper operation of the transmitter prior to adding the filter to the measurement chain.

6. Owing to the highest peak level of unwanted emission out of the restricted bands complies with the lowest limit(54dBuV/m), so all the test point was deemed to comply with the limits list in the standard.

**7-18GHz**

No.	Frequency (MHz)	Reading (dBuV)	Correct (dB/m)	Result (dBuV/m)	Limit (dBuV/m)	Margin (dB)	Remark
1	8155.000	38.92	8.52	47.44	74.00	-26.56	peak
2	10267.000	37.05	11.01	48.06	74.00	-25.94	peak
3	12599.000	34.88	14.19	49.07	74.00	-24.93	peak
4	13952.000	34.59	16.16	50.75	74.00	-23.25	peak
5	15844.000	31.87	17.40	49.27	74.00	-24.73	peak
6	17857.000	29.33	23.41	52.74	74.00	-21.26	peak

Note: 1. Measurement = Reading Level + Correct Factor.

2. If Peak Result complies with AV limit, AV Result is deemed to comply with AV limit.

3. Peak: Peak detector.

4. Filter losses were only considered in the spurious frequency bands and the authorized band was not corrected for HPF losses.

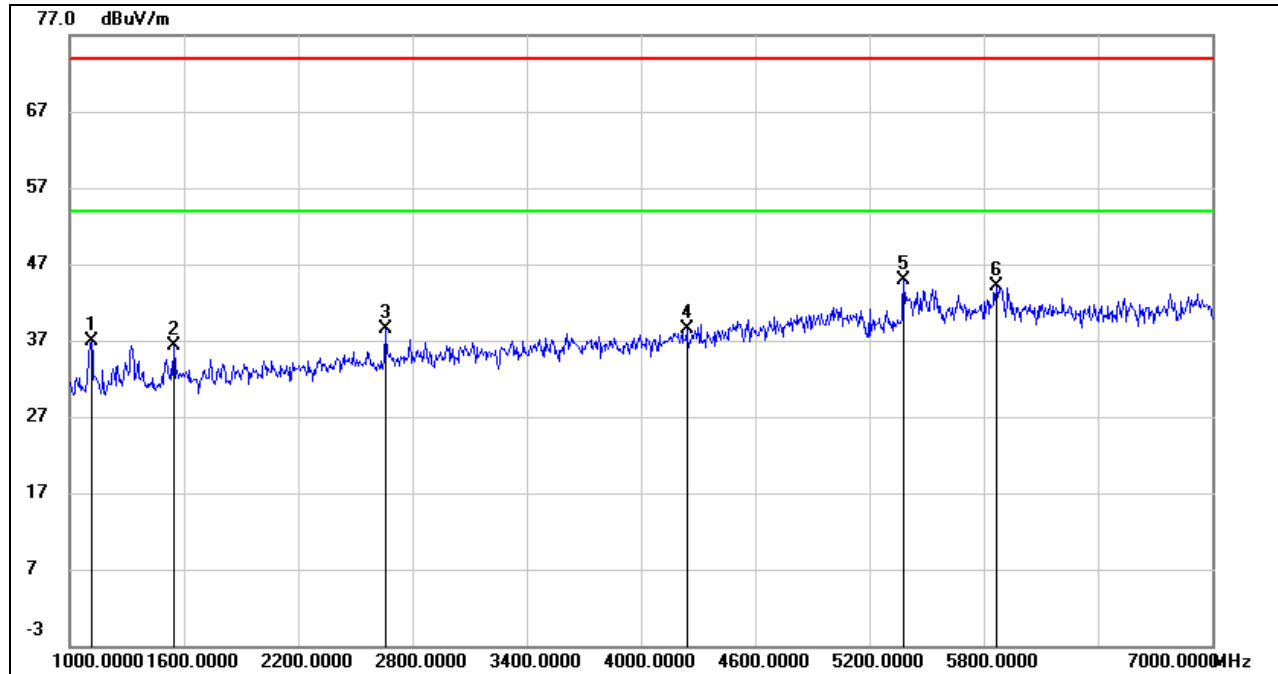
5. Proper operation of the transmitter prior to adding the filter to the measurement chain.

6. Owing to the highest peak level of unwanted emission out of the restricted bands complies with the lowest limit(54dBuV/m), so all the test point was deemed to comply with the limits list in the standard.



HARMONICS AND SPURIOUS EMISSIONS MID CHANNEL

HORIZONTAL RESULTS 1-7GHz

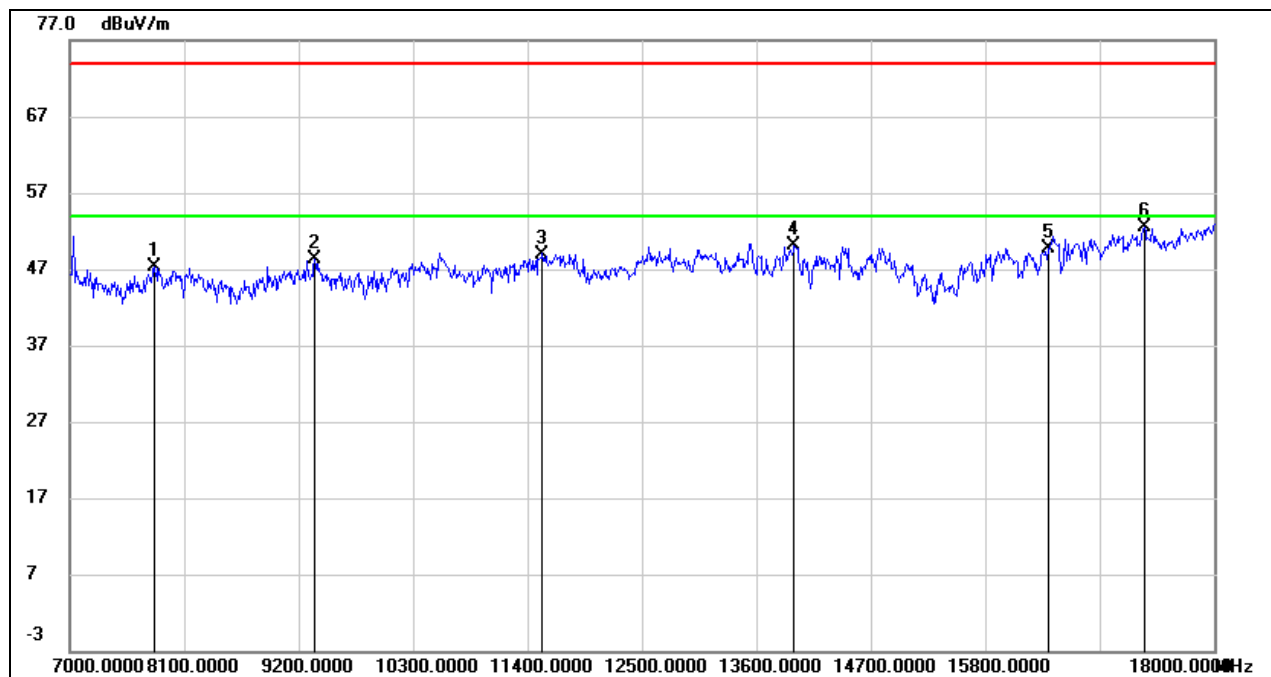


No.	Frequency (MHz)	Reading (dBuV)	Correct (dB/m)	Result (dBuV/m)	Limit (dBuV/m)	Margin (dB)	Remark
1	1114.000	50.94	-14.04	36.90	74.00	-37.10	peak
2	1546.000	48.76	-12.47	36.29	74.00	-37.71	peak
3	2656.000	46.69	-8.16	38.53	74.00	-35.47	peak
4	4240.000	41.43	-2.87	38.56	74.00	-35.44	peak
5	5380.000	43.75	1.11	44.86	74.00	-29.14	peak
6	5866.000	40.32	3.70	44.02	74.00	-29.98	peak

Note: 1. Measurement = Reading Level + Correct Factor.
2. If Peak Result complies with AV limit, AV Result is deemed to comply with AV limit.
3. Peak: Peak detector.
4. Filter losses were only considered in the spurious frequency bands and the authorized band was not corrected for Band reject filter losses.
5. Proper operation of the transmitter prior to adding the filter to the measurement chain.
6. Owing to the highest peak level of unwanted emission out of the restricted bands complies with the lowest limit(54dBuV/m), so all the test point was deemed to comply with the limits list in the standard.

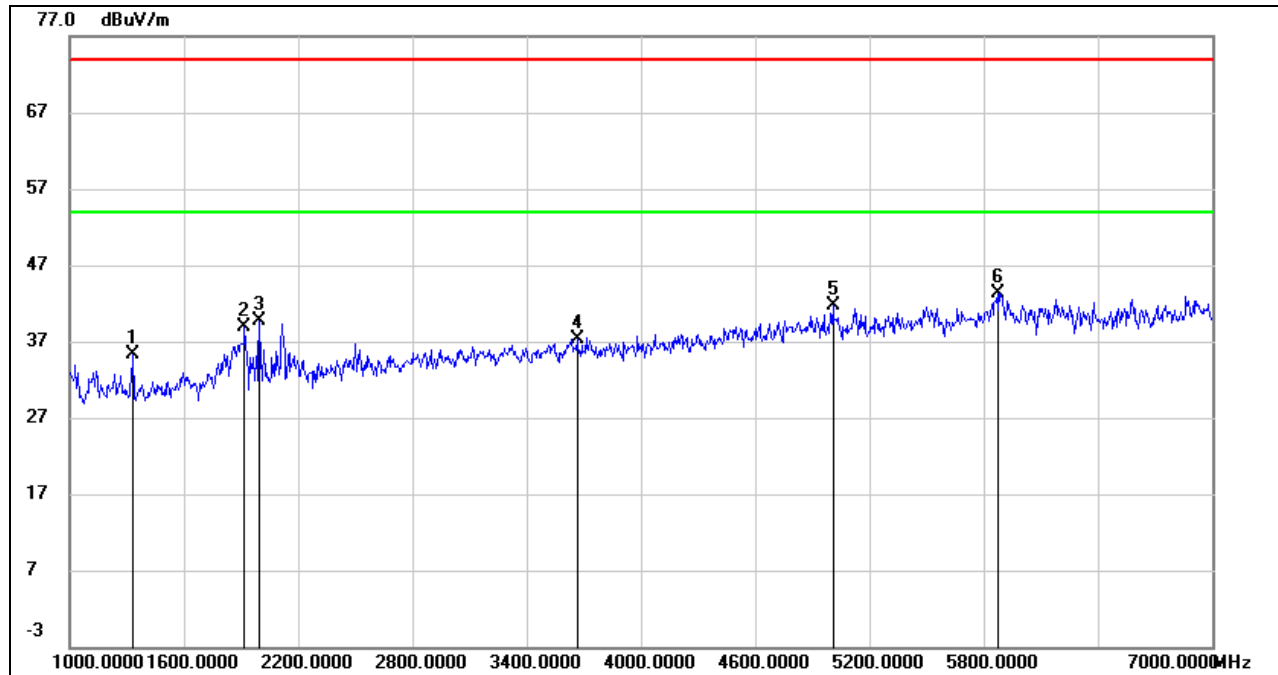


HORIZONTAL RESULTS
7-18GHz



No.	Frequency (MHz)	Reading (dBuV)	Correct (dB/m)	Result (dBuV/m)	Limit (dBuV/m)	Margin (dB)	Remark
1	7814.000	39.21	8.10	47.31	74.00	-26.69	peak
2	9354.000	38.68	9.64	48.32	74.00	-25.68	peak
3	11543.000	35.56	13.44	49.00	74.00	-25.00	peak
4	13963.000	33.92	16.16	50.08	74.00	-23.92	peak
5	16405.000	30.50	19.29	49.79	74.00	-24.21	peak
6	17329.000	30.71	21.78	52.49	74.00	-21.51	peak

Note: 1. Measurement = Reading Level + Correct Factor.
2. If Peak Result complies with AV limit, AV Result is deemed to comply with AV limit.
3. Peak: Peak detector.
4. Filter losses were only considered in the spurious frequency bands and the authorized band was not corrected for HPF losses.
5. Proper operation of the transmitter prior to adding the filter to the measurement chain.
6. Owing to the highest peak level of unwanted emission out of the restricted bands complies with the lowest limit(54dBuV/m), so all the test point was deemed to comply with the limits list in the standard.

**VERTICAL RESULTS**
1-7GHz

No.	Frequency (MHz)	Reading (dBuV)	Correct (dB/m)	Result (dBuV/m)	Limit (dBuV/m)	Margin (dB)	Remark
1	1330.000	48.16	-12.95	35.21	74.00	-38.79	peak
2	1918.000	49.63	-10.65	38.98	74.00	-35.02	peak
3	1996.000	50.32	-10.68	39.64	74.00	-34.36	peak
4	3664.000	41.70	-4.40	37.30	74.00	-36.70	peak
5	5008.000	40.97	0.72	41.69	74.00	-32.31	peak
6	5872.000	39.45	3.82	43.27	74.00	-30.73	peak

Note: 1. Measurement = Reading Level + Correct Factor.

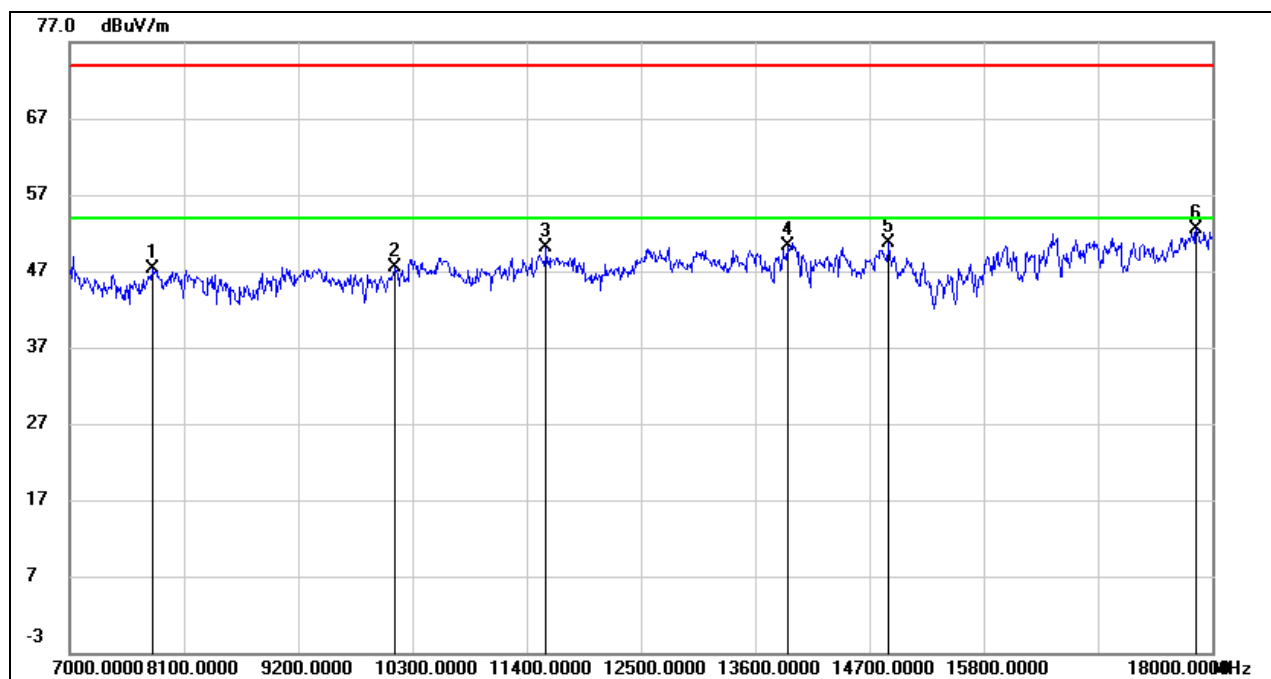
2. If Peak Result complies with AV limit, AV Result is deemed to comply with AV limit.

3. Peak: Peak detector.

4. Filter losses were only considered in the spurious frequency bands and the authorized band was not corrected for Band reject filter losses.

5. Proper operation of the transmitter prior to adding the filter to the measurement chain.

6. Owing to the highest peak level of unwanted emission out of the restricted bands complies with the lowest limit(54dBuV/m), so all the test point was deemed to comply with the limits list in the standard.

**7-18GHz**

No.	Frequency (MHz)	Reading (dBuV)	Correct (dB/m)	Result (dBuV/m)	Limit (dBuV/m)	Margin (dB)	Remark
1	7803.000	39.10	8.15	47.25	74.00	-26.75	peak
2	10135.000	36.87	10.66	47.53	74.00	-26.47	peak
3	11587.000	36.57	13.52	50.09	74.00	-23.91	peak
4	13908.000	34.14	16.16	50.30	74.00	-23.70	peak
5	14887.000	34.50	16.16	50.66	74.00	-23.34	peak
6	17846.000	29.08	23.41	52.49	74.00	-21.51	peak

Note: 1. Measurement = Reading Level + Correct Factor.

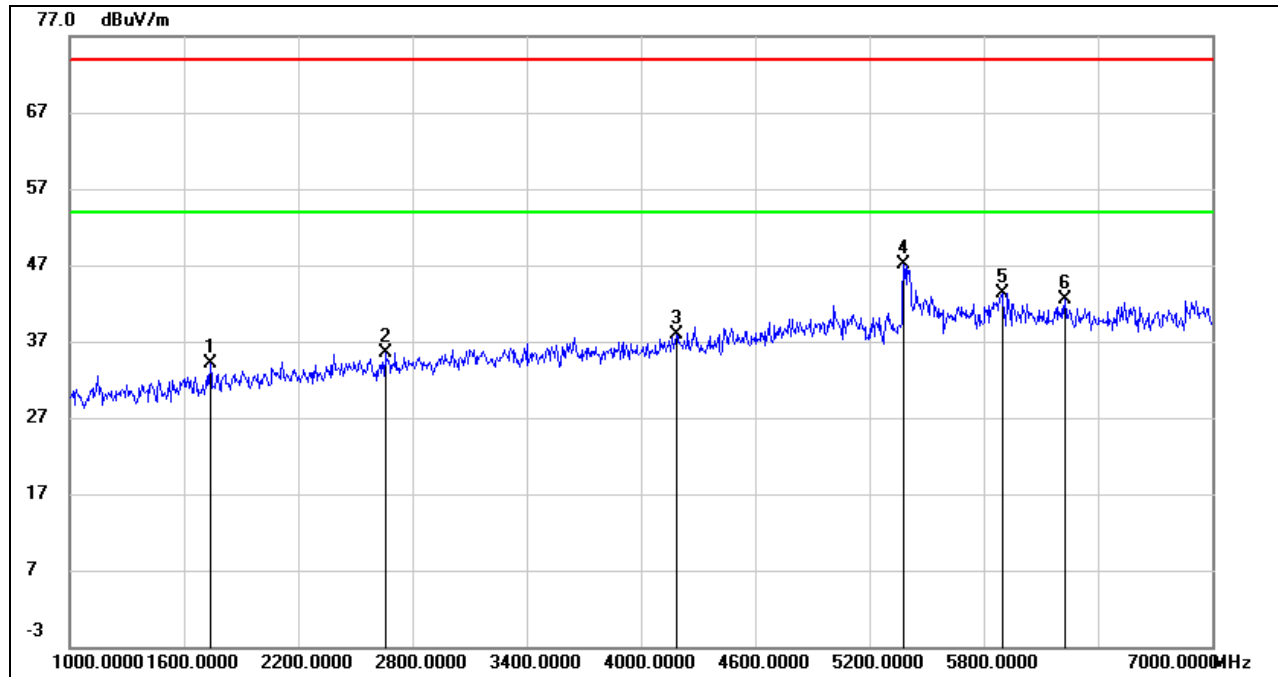
2. If Peak Result complies with AV limit, AV Result is deemed to comply with AV limit.

3. Peak: Peak detector.

4. Filter losses were only considered in the spurious frequency bands and the authorized band was not corrected for HPF losses.

5. Proper operation of the transmitter prior to adding the filter to the measurement chain.

6. Owing to the highest peak level of unwanted emission out of the restricted bands complies with the lowest limit(54dBuV/m), so all the test point was deemed to comply with the limits list in the standard.

**HARMONICS AND SPURIOUS EMISSIONS HIGH CHANNEL****HORIZONTAL RESULTS**
1-7GHz

No.	Frequency (MHz)	Reading (dBuV)	Correct (dB/m)	Result (dBuV/m)	Limit (dBuV/m)	Margin (dB)	Remark
1	1738.000	45.46	-11.39	34.07	74.00	-39.93	peak
2	2656.000	43.74	-8.16	35.58	74.00	-38.42	peak
3	4186.000	40.86	-2.88	37.98	74.00	-36.02	peak
4	5380.000	45.98	1.11	47.09	74.00	-26.91	peak
5	5896.000	38.98	4.25	43.23	74.00	-30.77	peak
6	6226.000	39.36	3.06	42.42	74.00	-31.58	peak

Note: 1. Measurement = Reading Level + Correct Factor.

2. If Peak Result complies with AV limit, AV Result is deemed to comply with AV limit.

3. Peak: Peak detector.

4. Filter losses were only considered in the spurious frequency bands and the authorized band was not corrected for Band reject filter losses.

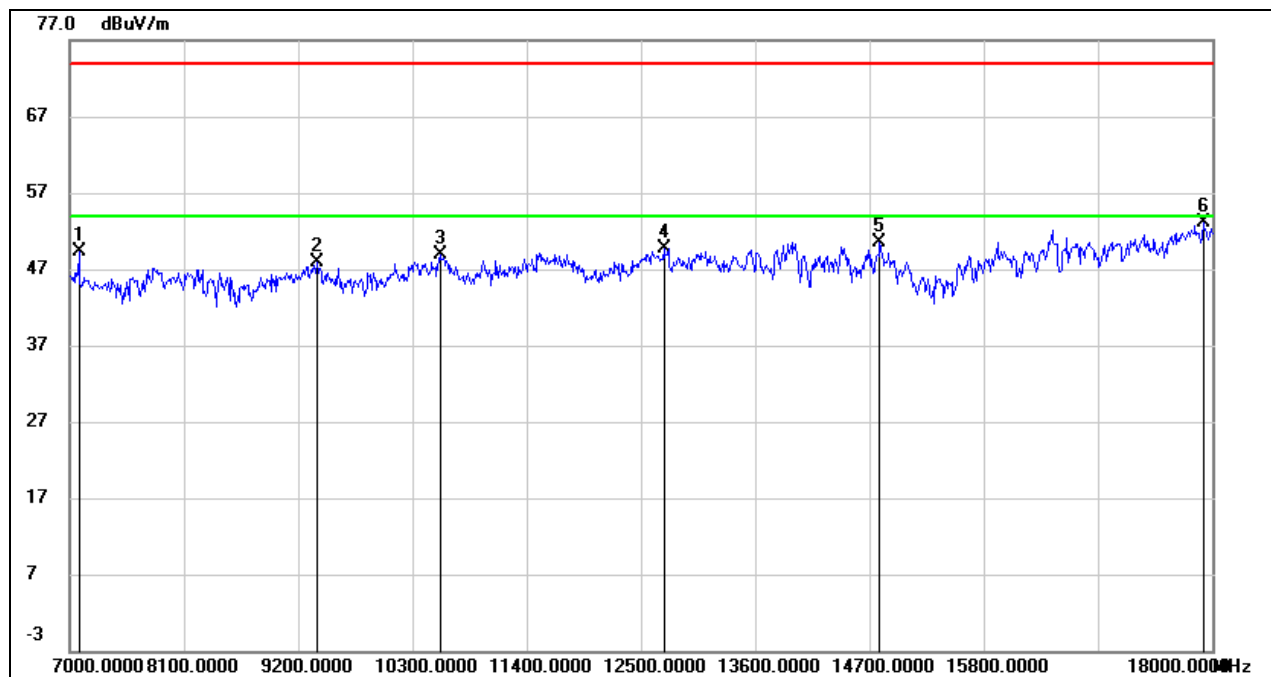
5. Proper operation of the transmitter prior to adding the filter to the measurement chain.

6. Owing to the highest peak level of unwanted emission out of the restricted bands complies with the lowest limit(54dBuV/m), so all the test point was deemed to comply with the limits list in the standard.



HORIZONTAL RESULTS

7-18GHz



No.	Frequency (MHz)	Reading (dBuV)	Correct (dB/m)	Result (dBuV/m)	Limit (dBuV/m)	Margin (dB)	Remark
1	7088.000	42.77	6.60	49.37	74.00	-24.63	peak
2	9376.000	38.19	9.79	47.98	74.00	-26.02	peak
3	10564.000	36.79	12.06	48.85	74.00	-25.15	peak
4	12720.000	34.85	14.79	49.64	74.00	-24.36	peak
5	14799.000	34.43	16.06	50.49	74.00	-23.51	peak
6	17912.000	29.63	23.42	53.05	74.00	-20.95	peak

Note: 1. Measurement = Reading Level + Correct Factor.

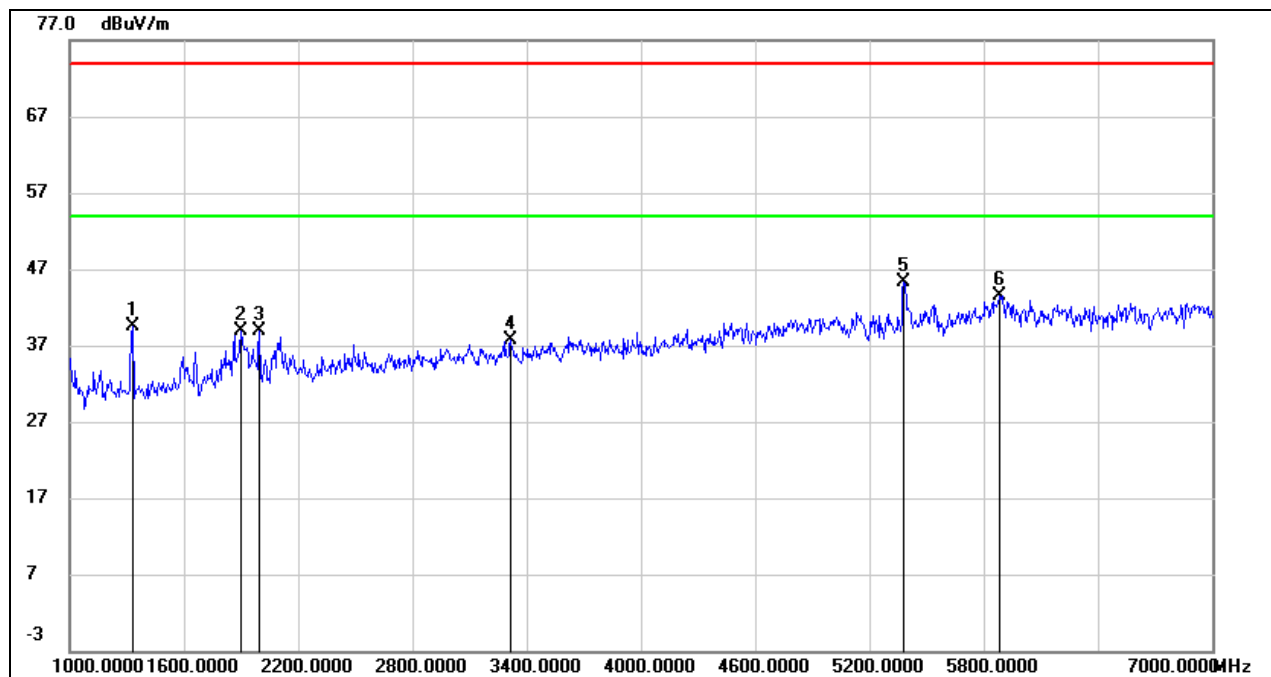
2. If Peak Result complies with AV limit, AV Result is deemed to comply with AV limit.

3. Peak: Peak detector.

4. Filter losses were only considered in the spurious frequency bands and the authorized band was not corrected for HPF losses.

5. Proper operation of the transmitter prior to adding the filter to the measurement chain.

6. Owing to the highest peak level of unwanted emission out of the restricted bands complies with the lowest limit(54dBuV/m), so all the test point was deemed to comply with the limits list in the standard.

**VERTICAL RESULTS****1-7GHz**

No.	Frequency (MHz)	Reading (dBuV)	Correct (dB/m)	Result (dBuV/m)	Limit (dBuV/m)	Margin (dB)	Remark
1	1330.000	52.53	-12.95	39.58	74.00	-34.42	peak
2	1900.000	49.51	-10.64	38.87	74.00	-35.13	peak
3	1996.000	49.63	-10.68	38.95	74.00	-35.05	peak
4	3316.000	43.38	-5.64	37.74	74.00	-36.26	peak
5	5380.000	44.21	1.11	45.32	74.00	-28.68	peak
6	5884.000	39.44	4.03	43.47	74.00	-30.53	peak

Note: 1. Measurement = Reading Level + Correct Factor.

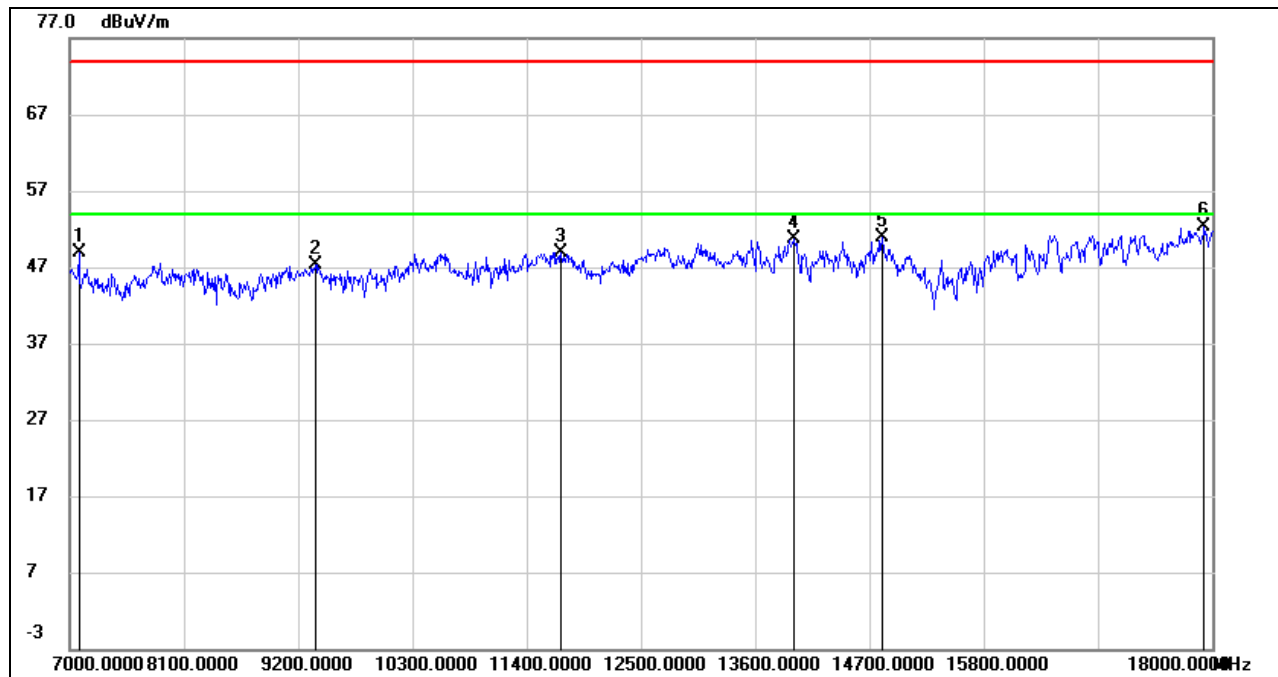
2. If Peak Result complies with AV limit, AV Result is deemed to comply with AV limit.

3. Peak: Peak detector.

4. Filter losses were only considered in the spurious frequency bands and the authorized band was not corrected for Band reject filter losses.

5. Proper operation of the transmitter prior to adding the filter to the measurement chain.

6. Owing to the highest peak level of unwanted emission out of the restricted bands complies with the lowest limit(54dBuV/m), so all the test point was deemed to comply with the limits list in the standard.

**7-18GHz**

No.	Frequency (MHz)	Reading (dBuV)	Correct (dB/m)	Result (dBuV/m)	Limit (dBuV/m)	Margin (dB)	Remark
1	7088.000	42.21	6.60	48.81	74.00	-25.19	peak
2	9365.000	37.55	9.72	47.27	74.00	-26.73	peak
3	11730.000	35.81	13.11	48.92	74.00	-25.08	peak
4	13974.000	34.45	16.16	50.61	74.00	-23.39	peak
5	14821.000	34.74	16.09	50.83	74.00	-23.17	peak
6	17923.000	28.88	23.42	52.30	74.00	-21.70	peak

Note: 1. Measurement = Reading Level + Correct Factor.

2. If Peak Result complies with AV limit, AV Result is deemed to comply with AV limit.

3. Peak: Peak detector.

4. Filter losses were only considered in the spurious frequency bands and the authorized band was not corrected for HPF losses.

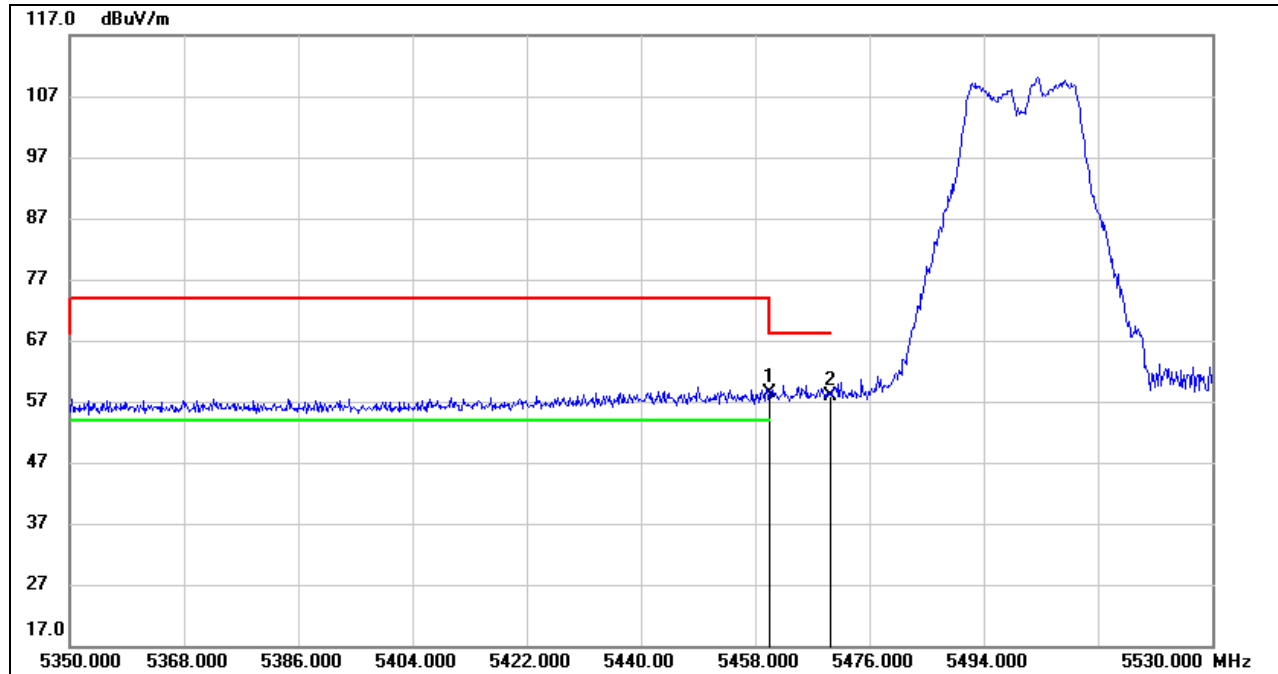
5. Proper operation of the transmitter prior to adding the filter to the measurement chain.

6. Owing to the highest peak level of unwanted emission out of the restricted bands complies with the lowest limit(54dBuV/m), so all the test point was deemed to comply with the limits list in the standard.



8.2.3. UNII-2C BAND
RESTRICTED BANDEDGE LOW CHANNEL

HORIZONTAL RESULTS
PEAK

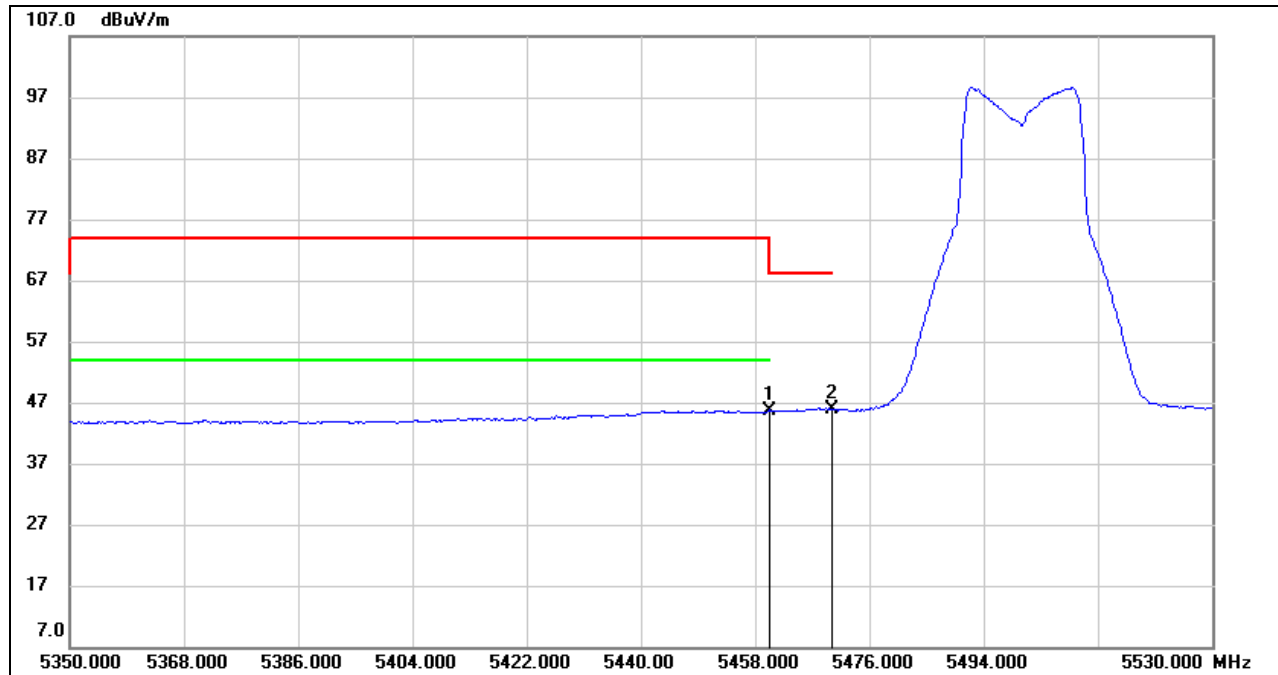


No.	Frequency (MHz)	Reading (dBuV)	Correct (dB/m)	Result (dBuV/m)	Limit (dBuV/m)	Margin (dB)	Remark
1	5460.000	17.07	41.28	58.35	68.20	-9.85	peak
2	5470.000	16.56	41.41	57.97	68.20	-10.23	peak

Note: 1. Measurement = Reading Level + Correct Factor.
2. If Peak Result complies with AV limit, AV Result is deemed to comply with AV limit.
3. Peak: Peak detector.
4.*indicates frequency out of the restricted bands
5. Only the worst case emission will be recorder, if it complies with the limit, the other emissions deemed to comply with the limit.

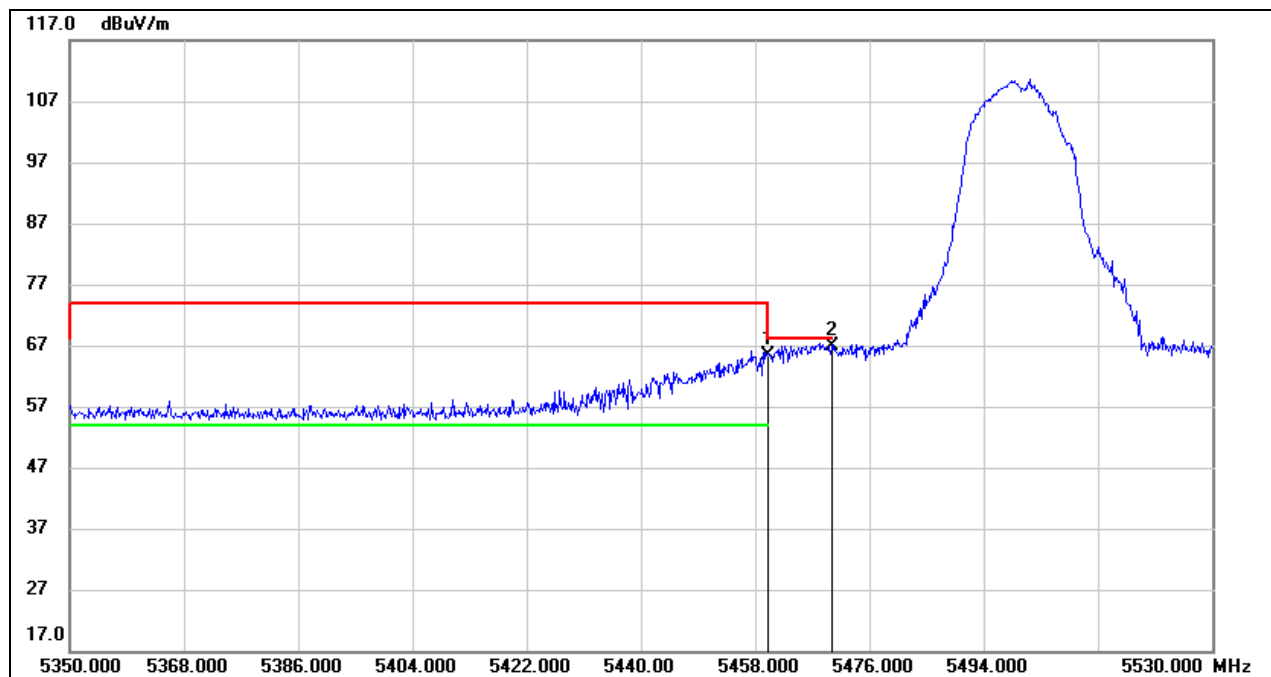


AVG



No.	Frequency (MHz)	Reading (dBuV)	Correct (dB/m)	Result (dBuV/m)	Limit (dBuV/m)	Margin (dB)	Remark
1	5460.000	4.42	41.28	45.70	54.00	-8.30	AVG
2	5470.000	4.50	41.41	45.91	68.20	-22.29	AVG

Note: 1. Measurement = Reading Level + Correct Factor.
2. AVG: VBW=1/Ton where: ton is transmit duration.
3. For duty cycle, please refer to clause 7.1.
4. Only the worst case emission will be recorder, if it complies with the limit, the other emissions deemed to comply with the limit.

**VERTICAL RESULTS**
PEAK

No.	Frequency (MHz)	Reading (dBuV)	Correct (dB/m)	Result (dBuV/m)	Limit (dBuV/m)	Margin (dB)	Remark
1	5460.000	24.03	41.28	65.31	68.20	-2.89	peak
2	5470.000	25.55	41.41	66.96	68.20	-1.24	peak

Note: 1. Measurement = Reading Level + Correct Factor.

2. If Peak Result complies with AV limit, AV Result is deemed to comply with AV limit.

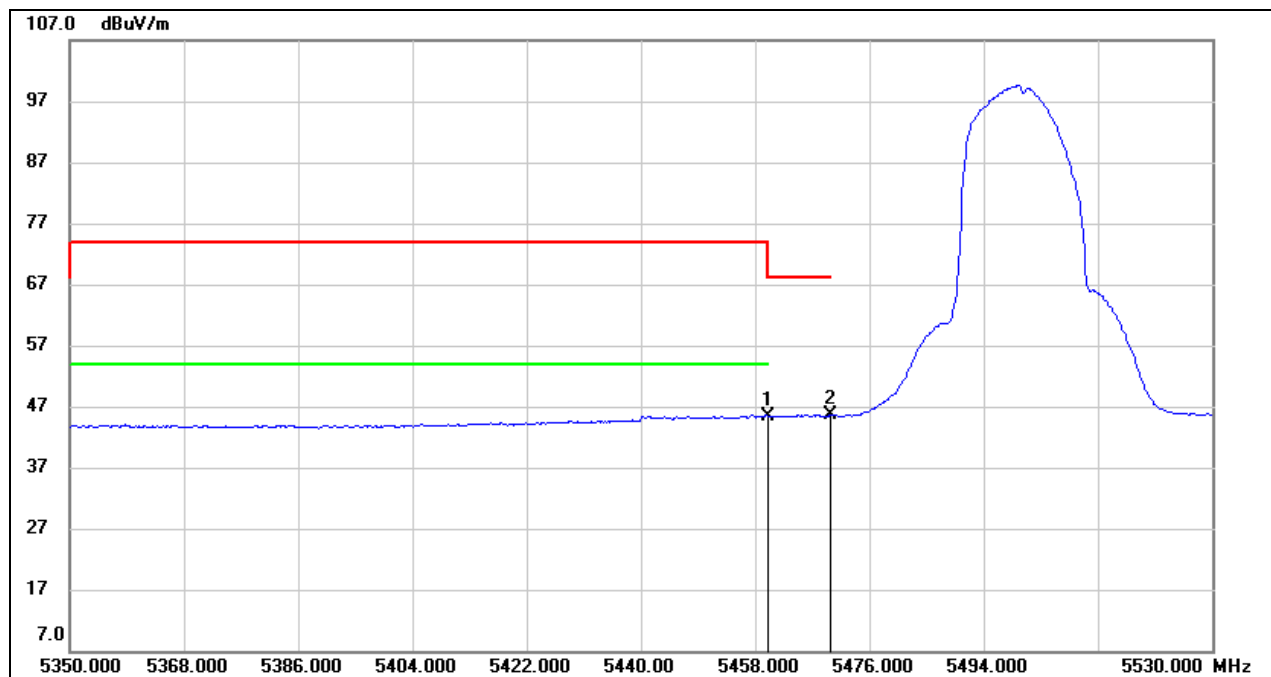
3. Peak: Peak detector.

4.*indicates frequency out of the restricted bands

5. Only the worst case emission will be recorder, if it complies with the limit, the other emissions deemed to comply with the limit.

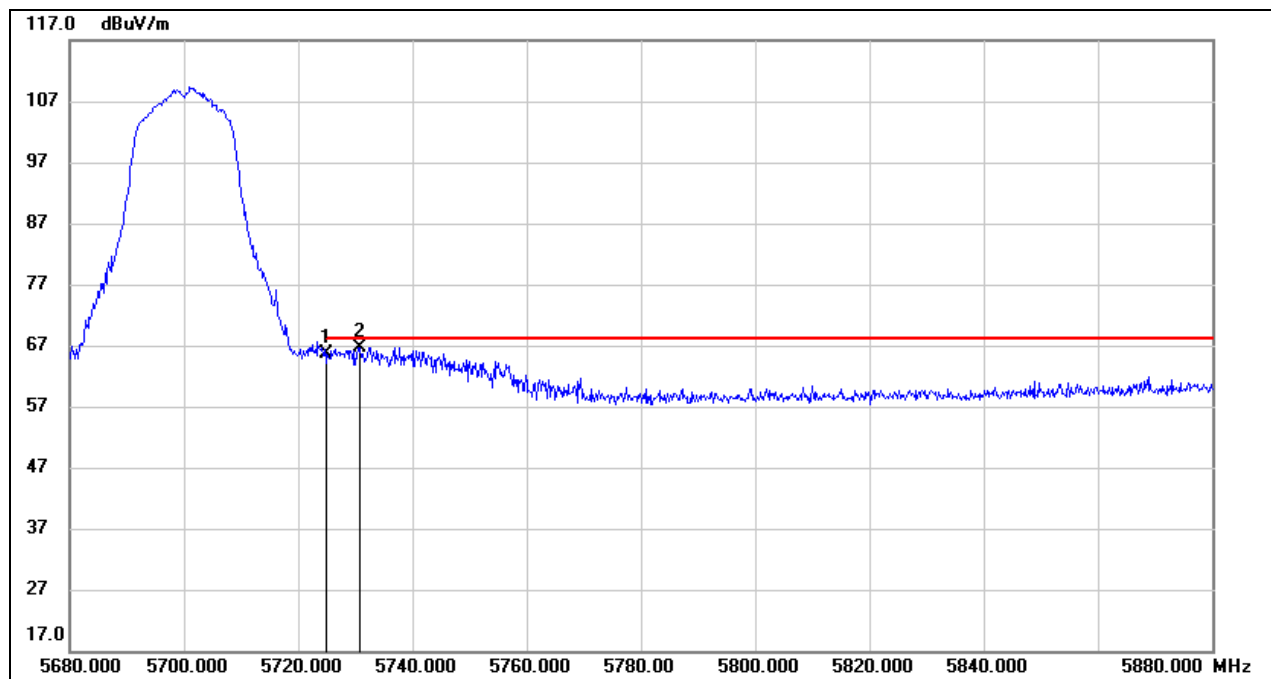


AVG



No.	Frequency (MHz)	Reading (dBuV)	Correct (dB/m)	Result (dBuV/m)	Limit (dBuV/m)	Margin (dB)	Remark
1	5460.000	4.19	41.28	45.47	54.00	-8.53	AVG
2	5470.000	4.13	41.41	45.54	68.20	-22.66	AVG

Note: 1. Measurement = Reading Level + Correct Factor.
2. AVG: VBW=1/Ton where: ton is transmit duration.
3. For duty cycle, please refer to clause 7.1.
4. Only the worst case emission will be recorder, if it complies with the limit, the other emissions deemed to comply with the limit.

**RESTRICTED BANDEDGE HIGH CHANNEL****HORIZONTAL RESULTS**
PEAK

No.	Frequency (MHz)	Reading (dBuV)	Correct (dB/m)	Result (dBuV/m)	Limit (dBuV/m)	Margin (dB)	Remark
1	5725.000	23.98	41.61	65.59	68.20	-2.61	peak
2	5730.800	25.10	41.64	66.74	68.20	-1.46	peak

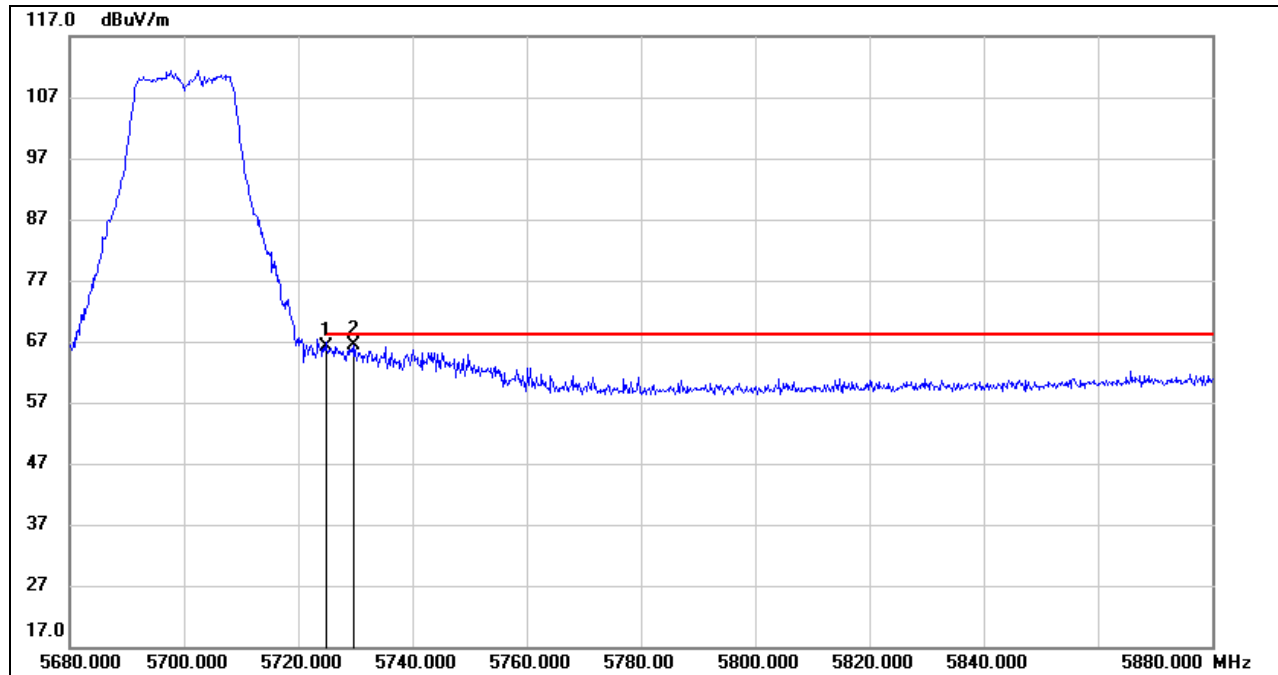
Note: 1. Measurement = Reading Level + Correct Factor.

2. If Peak Result complies with AV limit, AV Result is deemed to comply with AV limit.

3. Peak: Peak detector.

4.*indicates frequency out of the restricted bands

5. Only the worst case emission will be recorder, if it complies with the limit, the other emissions deemed to comply with the limit.

**VERTICAL RESULTS**
PEAK

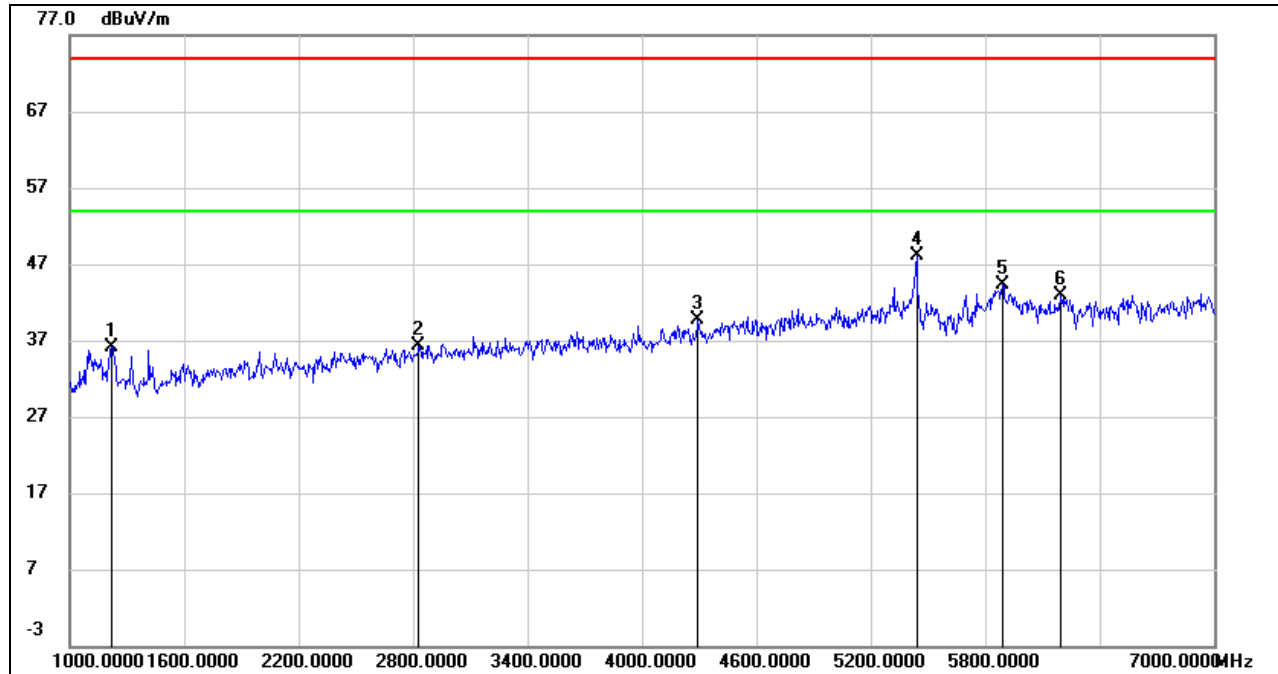
No.	Frequency (MHz)	Reading (dBuV)	Correct (dB/m)	Result (dBuV/m)	Limit (dBuV/m)	Margin (dB)	Remark
1	5725.000	24.45	41.61	66.06	68.20	-2.14	peak
2	5729.800	24.65	41.63	66.28	68.20	-1.92	peak

Note: 1. Measurement = Reading Level + Correct Factor.
2. If Peak Result complies with AV limit, AV Result is deemed to comply with AV limit.
3. Peak: Peak detector.
4.*indicates frequency out of the restricted bands
5. Only the worst case emission will be recorder, if it complies with the limit, the other emissions deemed to comply with the limit.



HARMONICS AND SPURIOUS EMISSIONS LOW CHANNEL

HORIZONTAL RESULTS 1-7GHz



No.	Frequency (MHz)	Reading (dBuV)	Correct (dB/m)	Result (dBuV/m)	Limit (dBuV/m)	Margin (dB)	Remark
1	1216.000	49.38	-13.21	36.17	74.00	-37.83	peak
2	2830.000	43.44	-7.07	36.37	74.00	-37.63	peak
3	4294.000	42.76	-3.10	39.66	74.00	-34.34	peak
4	5440.000	46.44	1.57	48.01	74.00	-25.99	peak
5	5890.000	40.21	4.15	44.36	74.00	-29.64	peak
6	6196.000	39.90	2.95	42.85	74.00	-31.15	peak

Note: 1. Measurement = Reading Level + Correct Factor.

2. If Peak Result complies with AV limit, AV Result is deemed to comply with AV limit.

3. Peak: Peak detector.

4. Filter losses were only considered in the spurious frequency bands and the authorized band was not corrected for Band reject filter losses.

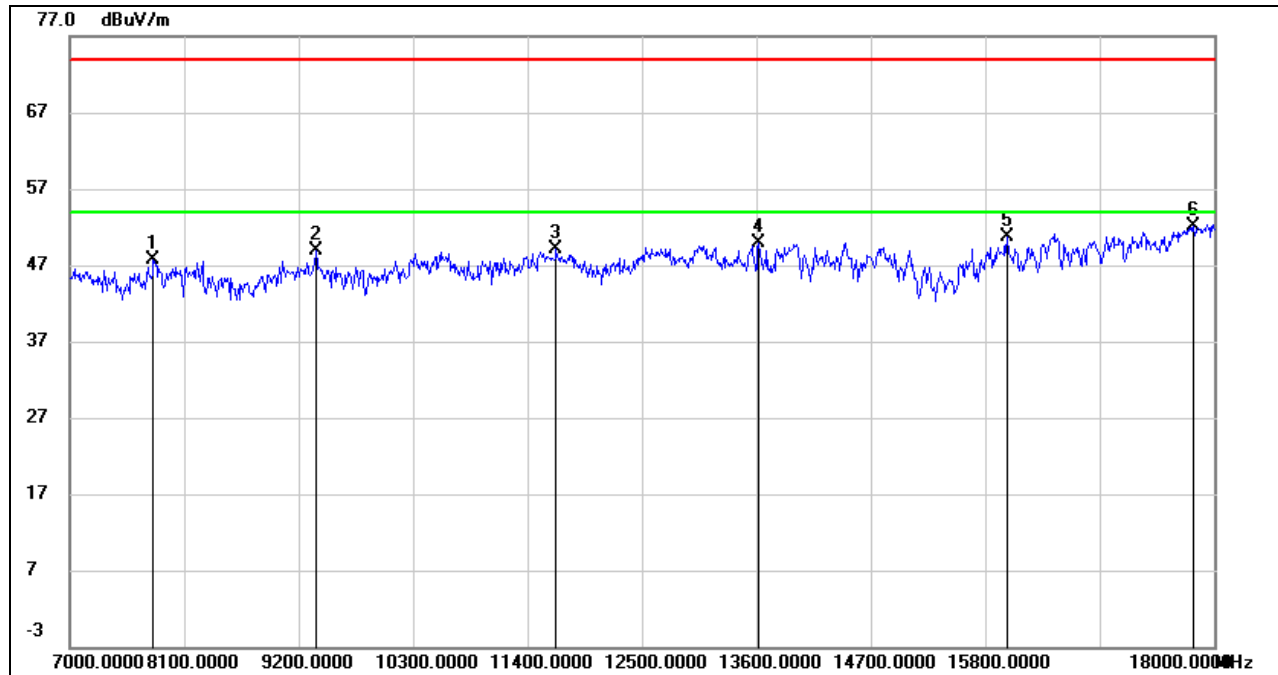
5. Proper operation of the transmitter prior to adding the filter to the measurement chain.

6. Owing to the highest peak level of unwanted emission out of the restricted bands complies with the lowest limit(54dBuV/m), so all the test point was deemed to comply with the limits list in the standard.



HORIZONTAL RESULTS

7-18GHz



No.	Frequency (MHz)	Reading (dBuV)	Correct (dB/m)	Result (dBuV/m)	Limit (dBuV/m)	Margin (dB)	Remark
1	7803.000	39.53	8.15	47.68	74.00	-26.32	peak
2	9365.000	39.17	9.72	48.89	74.00	-25.11	peak
3	11675.000	35.88	13.16	49.04	74.00	-24.96	peak
4	13622.000	33.82	16.08	49.90	74.00	-24.10	peak
5	16009.000	32.76	17.85	50.61	74.00	-23.39	peak
6	17802.000	28.60	23.41	52.01	74.00	-21.99	peak

Note: 1. Measurement = Reading Level + Correct Factor.

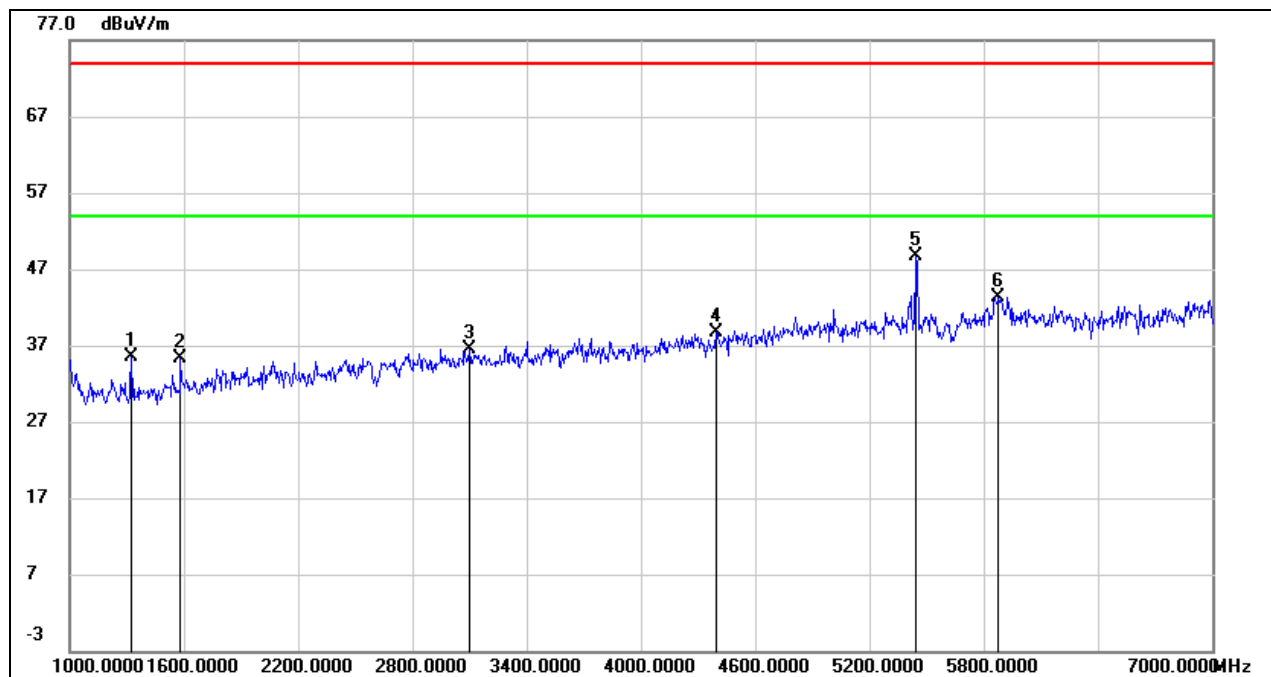
2. If Peak Result complies with AV limit, AV Result is deemed to comply with AV limit.

3. Peak: Peak detector.

4. Filter losses were only considered in the spurious frequency bands and the authorized band was not corrected for HPF losses.

5. Proper operation of the transmitter prior to adding the filter to the measurement chain.

6. Owing to the highest peak level of unwanted emission out of the restricted bands complies with the lowest limit(54dBuV/m), so all the test point was deemed to comply with the limits list in the standard.

**VERTICAL RESULTS****1-7GHz**

No.	Frequency (MHz)	Reading (dBuV)	Correct (dB/m)	Result (dBuV/m)	Limit (dBuV/m)	Margin (dB)	Remark
1	1324.000	48.53	-12.94	35.59	74.00	-38.41	peak
2	1582.000	47.53	-12.16	35.37	74.00	-38.63	peak
3	3100.000	42.13	-5.66	36.47	74.00	-37.53	peak
4	4396.000	41.56	-2.77	38.79	74.00	-35.21	peak
5	5446.000	47.08	1.66	48.74	74.00	-25.26	peak
6	5878.000	39.39	3.92	43.31	74.00	-30.69	peak

Note: 1. Measurement = Reading Level + Correct Factor.

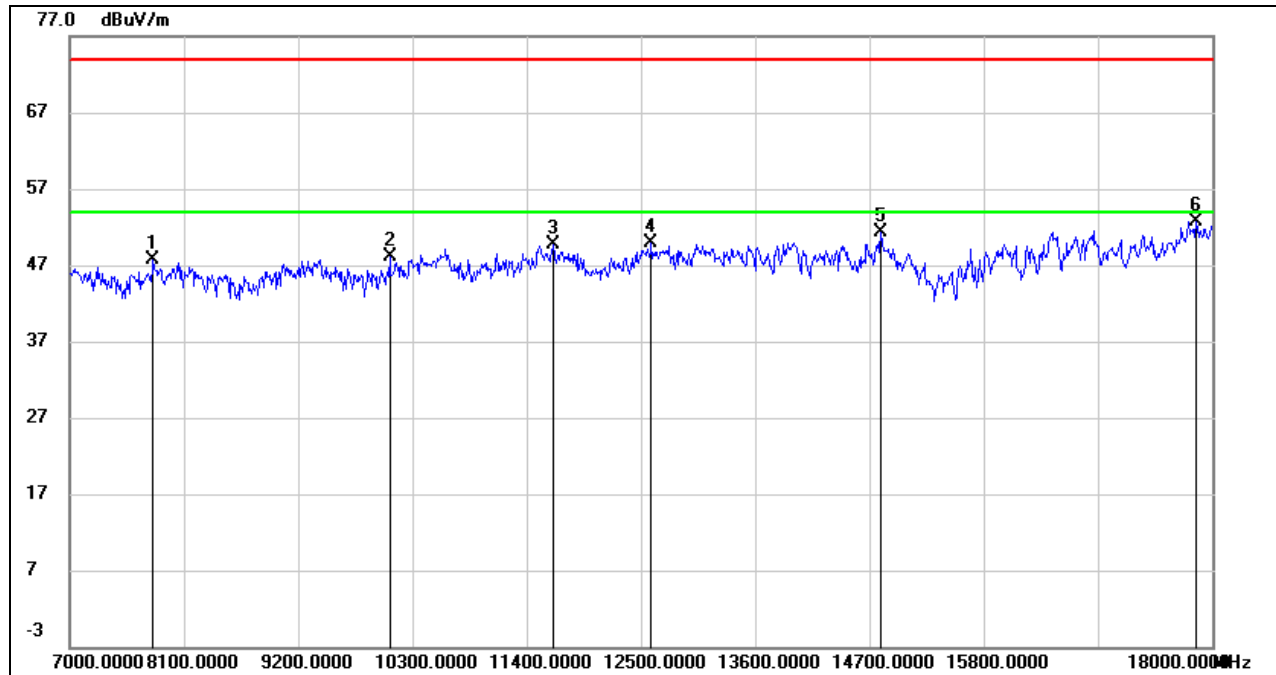
2. If Peak Result complies with AV limit, AV Result is deemed to comply with AV limit.

3. Peak: Peak detector.

4. Filter losses were only considered in the spurious frequency bands and the authorized band was not corrected for Band reject filter losses.

5. Proper operation of the transmitter prior to adding the filter to the measurement chain.

6. Owing to the highest peak level of unwanted emission out of the restricted bands complies with the lowest limit(54dBuV/m), so all the test point was deemed to comply with the limits list in the standard.

**VERTICAL RESULTS**
7-18GHz

No.	Frequency (MHz)	Reading (dBuV)	Correct (dB/m)	Result (dBuV/m)	Limit (dBuV/m)	Margin (dB)	Remark
1	7803.000	39.51	8.15	47.66	74.00	-26.34	peak
2	10080.000	37.44	10.66	48.10	74.00	-25.90	peak
3	11653.000	36.35	13.28	49.63	74.00	-24.37	peak
4	12599.000	35.64	14.19	49.83	74.00	-24.17	peak
5	14810.000	35.24	16.07	51.31	74.00	-22.69	peak
6	17846.000	29.37	23.41	52.78	74.00	-21.22	peak

Note: 1. Measurement = Reading Level + Correct Factor.

2. If Peak Result complies with AV limit, AV Result is deemed to comply with AV limit.

3. Peak: Peak detector.

4. Filter losses were only considered in the spurious frequency bands and the authorized band was not corrected for HPF losses.

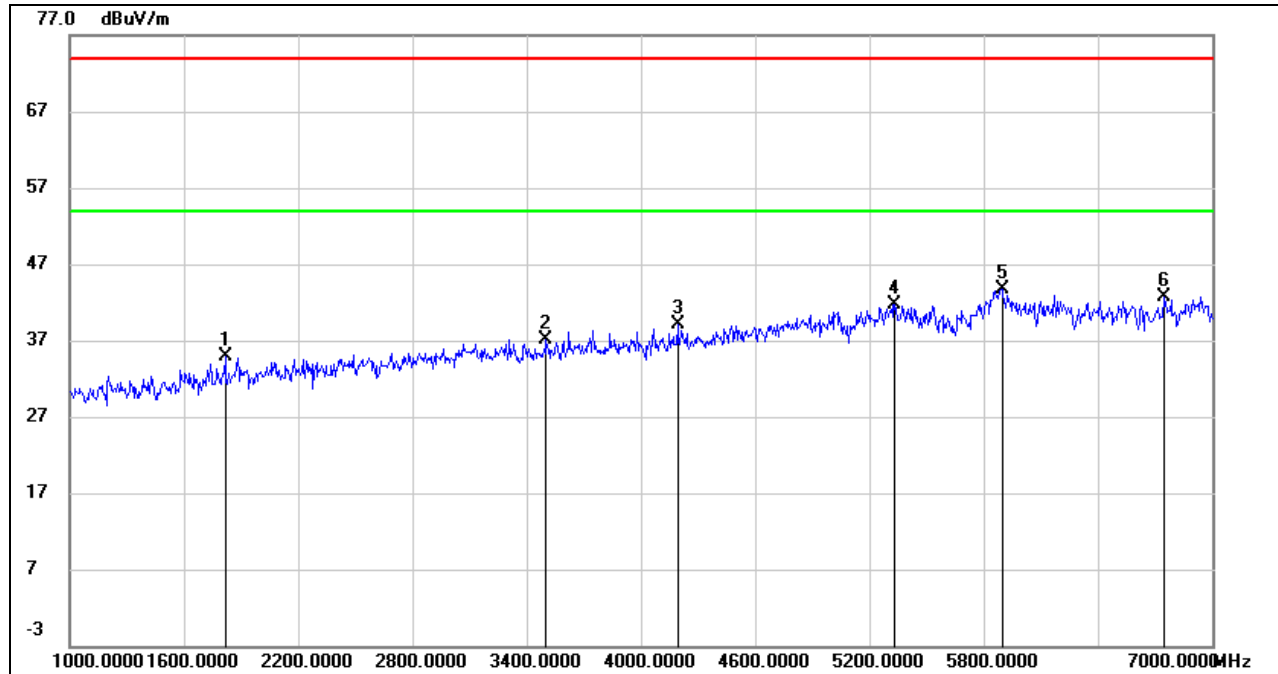
5. Proper operation of the transmitter prior to adding the filter to the measurement chain.

6. Owing to the highest peak level of unwanted emission out of the restricted bands complies with the lowest limit(54dBuV/m), so all the test point was deemed to comply with the limits list in the standard.



HARMONICS AND SPURIOUS EMISSIONS MID CHANNEL

HORIZONTAL RESULTS 1-7GHz



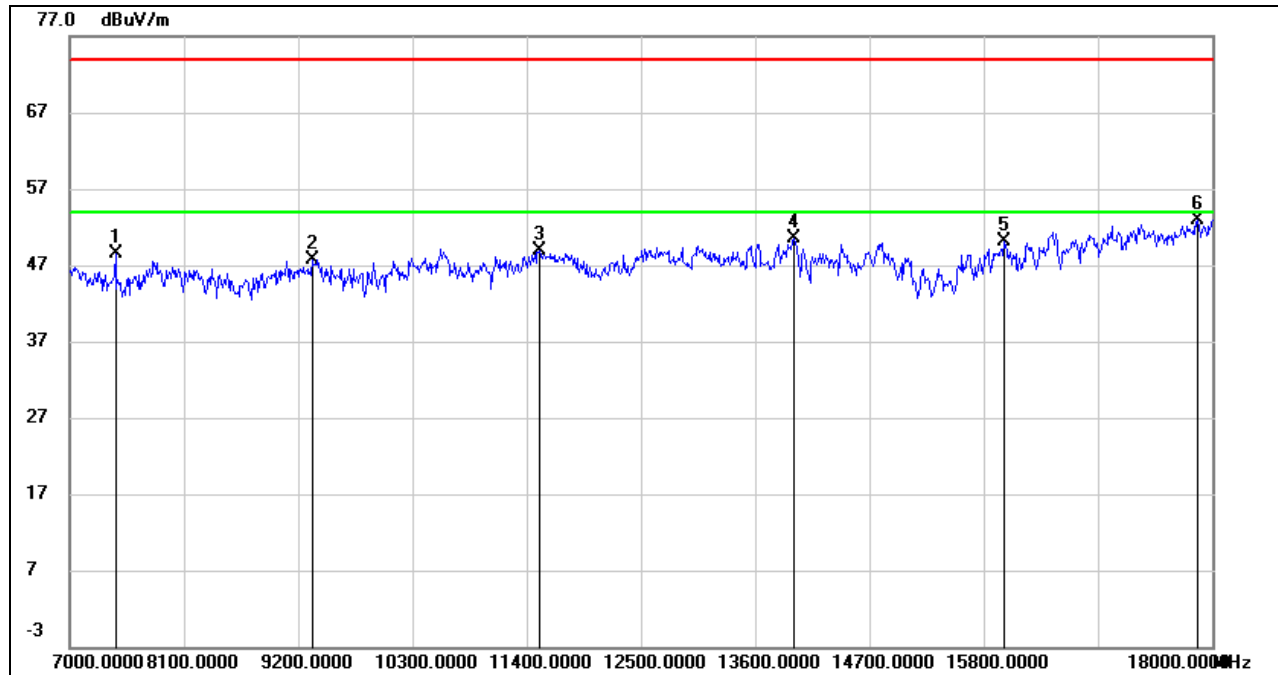
No.	Frequency (MHz)	Reading (dBuV)	Correct (dB/m)	Result (dBuV/m)	Limit (dBuV/m)	Margin (dB)	Remark
1	1816.000	45.67	-10.71	34.96	74.00	-39.04	peak
2	3502.000	42.59	-5.45	37.14	74.00	-36.86	peak
3	4192.000	41.99	-2.80	39.19	74.00	-34.81	peak
4	5332.000	40.50	1.26	41.76	74.00	-32.24	peak
5	5896.000	39.39	4.25	43.64	74.00	-30.36	peak
6	6748.000	38.16	4.57	42.73	74.00	-31.27	peak

Note: 1. Measurement = Reading Level + Correct Factor.
2. If Peak Result complies with AV limit, AV Result is deemed to comply with AV limit.
3. Peak: Peak detector.
4. Filter losses were only considered in the spurious frequency bands and the authorized band was not corrected for Band reject filter losses.
5. Proper operation of the transmitter prior to adding the filter to the measurement chain.
6. Owing to the highest peak level of unwanted emission out of the restricted bands complies with the lowest limit(54dBuV/m), so all the test point was deemed to comply with the limits list in the standard.



HORIZONTAL RESULTS

7-18GHz



No.	Frequency (MHz)	Reading (dBuV)	Correct (dB/m)	Result (dBuV/m)	Limit (dBuV/m)	Margin (dB)	Remark
1	7440.000	41.53	6.90	48.43	74.00	-25.57	peak
2	9332.000	38.18	9.51	47.69	74.00	-26.31	peak
3	11521.000	35.44	13.40	48.84	74.00	-25.16	peak
4	13974.000	34.25	16.16	50.41	74.00	-23.59	peak
5	15998.000	32.37	17.80	50.17	74.00	-23.83	peak
6	17857.000	29.51	23.41	52.92	74.00	-21.08	peak

Note: 1. Measurement = Reading Level + Correct Factor.

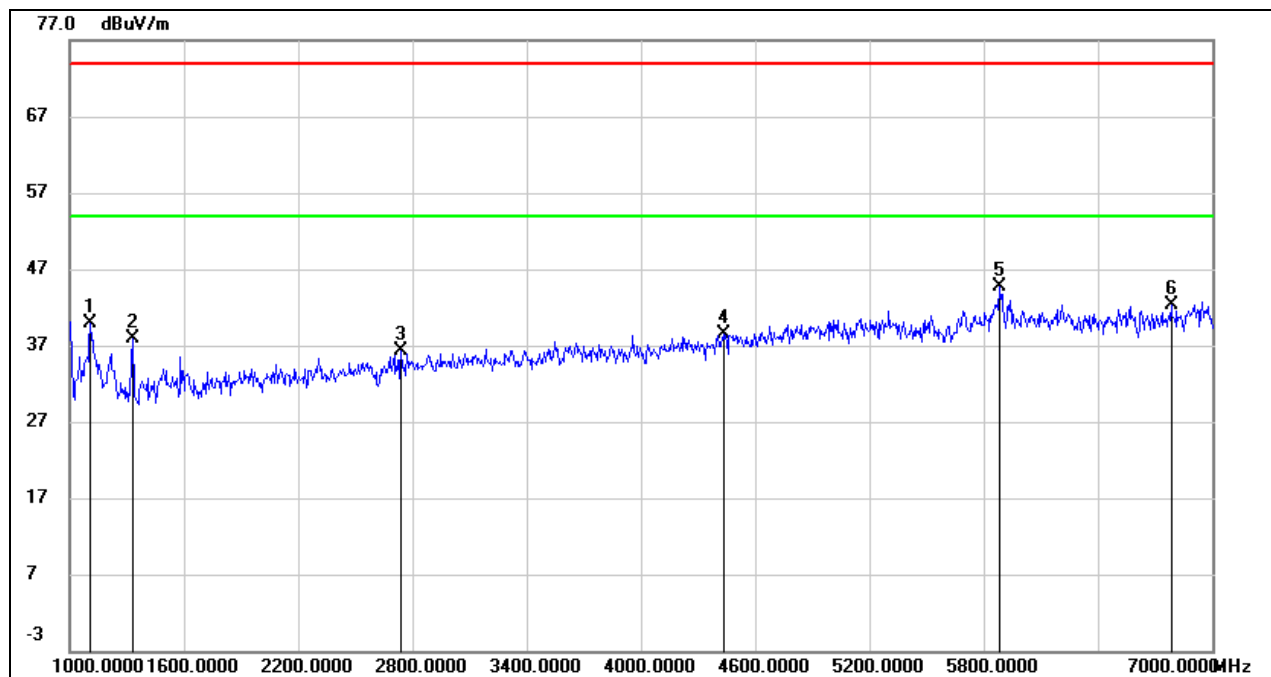
2. If Peak Result complies with AV limit, AV Result is deemed to comply with AV limit.

3. Peak: Peak detector.

4. Filter losses were only considered in the spurious frequency bands and the authorized band was not corrected for HPF losses.

5. Proper operation of the transmitter prior to adding the filter to the measurement chain.

6. Owing to the highest peak level of unwanted emission out of the restricted bands complies with the lowest limit(54dBuV/m), so all the test point was deemed to comply with the limits list in the standard.

**VERTICAL RESULTS****1-7GHz**

No.	Frequency (MHz)	Reading (dBuV)	Correct (dB/m)	Result (dBuV/m)	Limit (dBuV/m)	Margin (dB)	Remark
1	1108.000	54.05	-14.10	39.95	74.00	-34.05	peak
2	1330.000	50.77	-12.95	37.82	74.00	-36.18	peak
3	2740.000	43.89	-7.61	36.28	74.00	-37.72	peak
4	4438.000	40.88	-2.38	38.50	74.00	-35.50	peak
5	5884.000	40.69	4.03	44.72	74.00	-29.28	peak
6	6784.000	37.72	4.55	42.27	74.00	-31.73	peak

Note: 1. Measurement = Reading Level + Correct Factor.

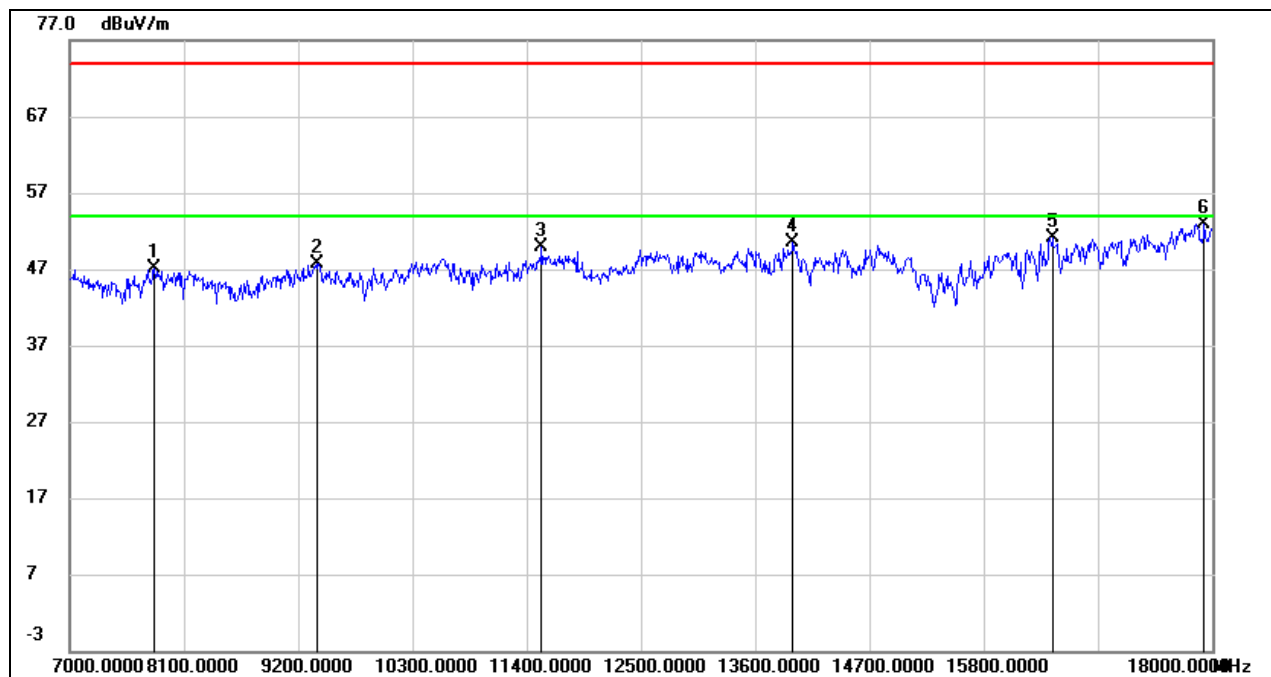
2. If Peak Result complies with AV limit, AV Result is deemed to comply with AV limit.

3. Peak: Peak detector.

4. Filter losses were only considered in the spurious frequency bands and the authorized band was not corrected for Band reject filter losses.

5. Proper operation of the transmitter prior to adding the filter to the measurement chain.

6. Owing to the highest peak level of unwanted emission out of the restricted bands complies with the lowest limit(54dBuV/m), so all the test point was deemed to comply with the limits list in the standard.

**7-18GHz**

No.	Frequency (MHz)	Reading (dBuV)	Correct (dB/m)	Result (dBuV/m)	Limit (dBuV/m)	Margin (dB)	Remark
1	7814.000	39.04	8.10	47.14	74.00	-26.86	peak
2	9387.000	37.88	9.86	47.74	74.00	-26.26	peak
3	11543.000	36.52	13.44	49.96	74.00	-24.04	peak
4	13963.000	34.37	16.16	50.53	74.00	-23.47	peak
5	16460.000	31.60	19.49	51.09	74.00	-22.91	peak
6	17923.000	29.55	23.42	52.97	74.00	-21.03	peak

Note: 1. Measurement = Reading Level + Correct Factor.

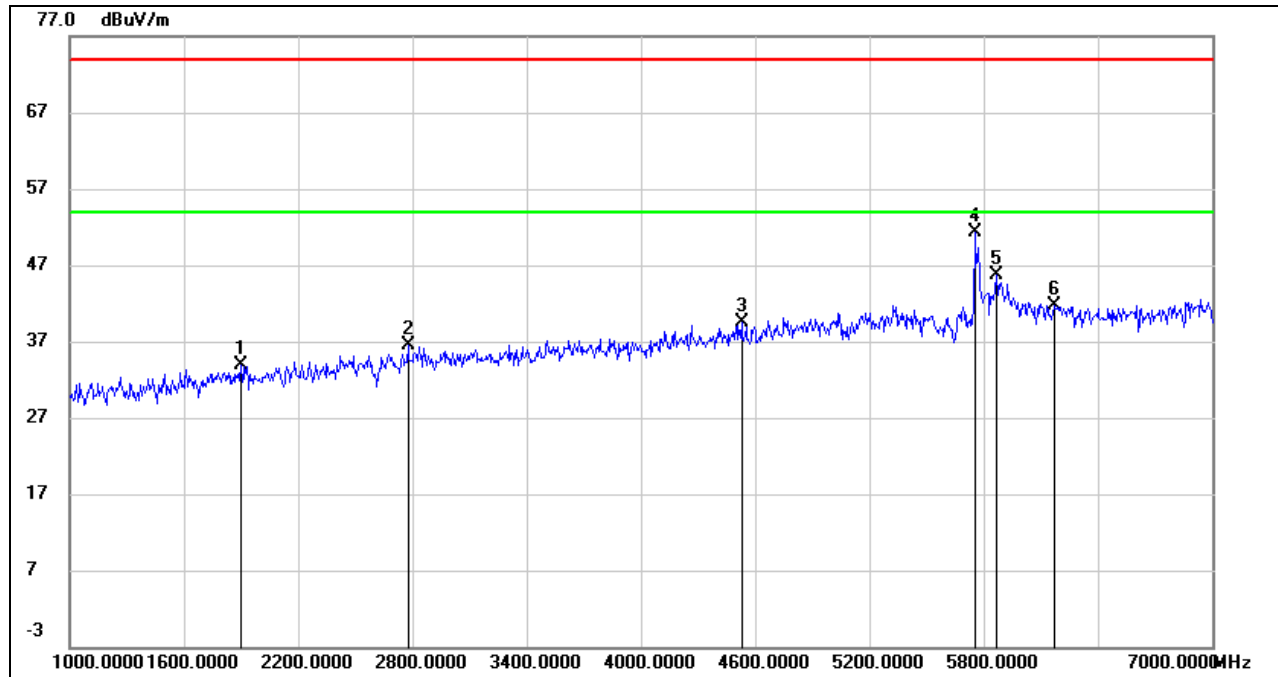
2. If Peak Result complies with AV limit, AV Result is deemed to comply with AV limit.

3. Peak: Peak detector.

4. Filter losses were only considered in the spurious frequency bands and the authorized band was not corrected for HPF losses.

5. Proper operation of the transmitter prior to adding the filter to the measurement chain.

6. Owing to the highest peak level of unwanted emission out of the restricted bands complies with the lowest limit(54dBuV/m), so all the test point was deemed to comply with the limits list in the standard.

**HARMONICS AND SPURIOUS EMISSIONS HIGH CHANNEL****HORIZONTAL RESULTS**
1-7GHz

No.	Frequency (MHz)	Reading (dBuV)	Correct (dB/m)	Result (dBuV/m)	Limit (dBuV/m)	Margin (dB)	Remark
1	1900.000	44.48	-10.64	33.84	74.00	-40.16	peak
2	2776.000	43.84	-7.38	36.46	74.00	-37.54	peak
3	4528.000	41.30	-1.72	39.58	74.00	-34.42	peak
4	5752.000	48.99	2.24	51.23	74.00	-22.77	peak
5	5866.000	41.96	3.70	45.66	74.00	-28.34	peak
6	6172.000	38.91	2.89	41.80	74.00	-32.20	peak

Note: 1. Measurement = Reading Level + Correct Factor.

2. If Peak Result complies with AV limit, AV Result is deemed to comply with AV limit.

3. Peak: Peak detector.

4. Filter losses were only considered in the spurious frequency bands and the authorized band was not corrected for Band reject filter losses.

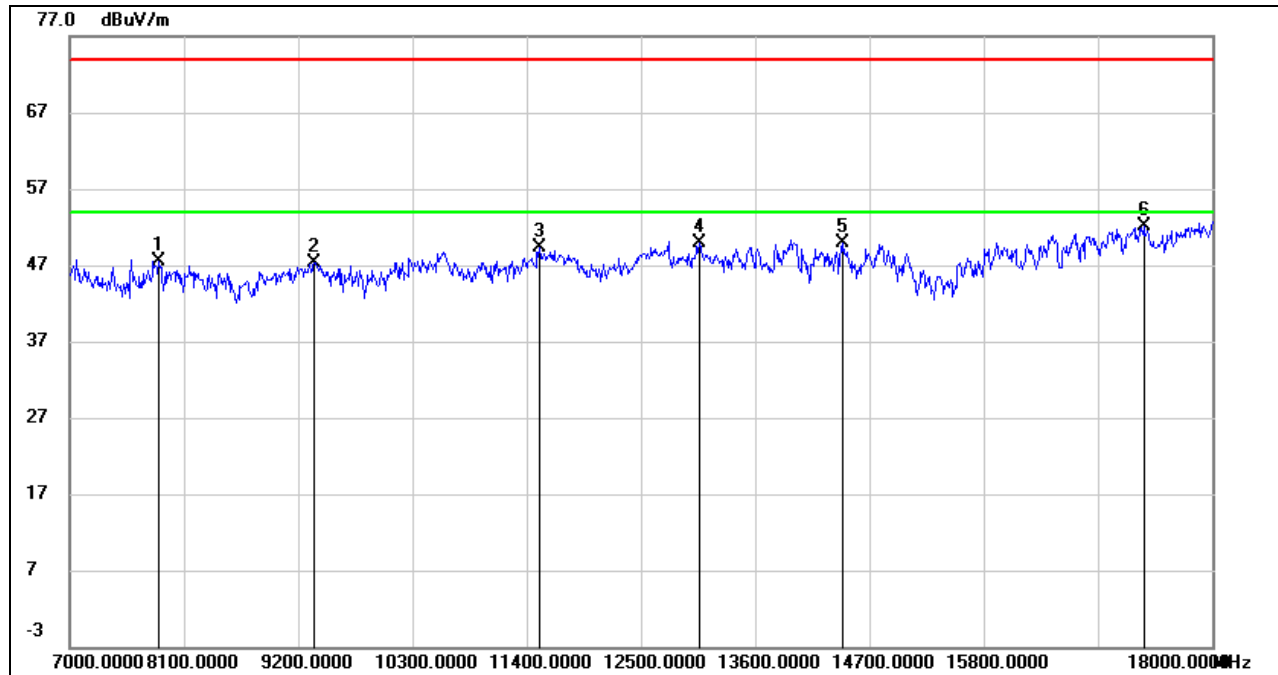
5. Proper operation of the transmitter prior to adding the filter to the measurement chain.

6. Owing to the highest peak level of unwanted emission out of the restricted bands complies with the lowest limit(54dBuV/m), so all the test point was deemed to comply with the limits list in the standard.



HORIZONTAL RESULTS

7-18GHz



No.	Frequency (MHz)	Reading (dBuV)	Correct (dB/m)	Result (dBuV/m)	Limit (dBuV/m)	Margin (dB)	Remark
1	7858.000	39.75	7.84	47.59	74.00	-26.41	peak
2	9354.000	37.67	9.64	47.31	74.00	-26.69	peak
3	11521.000	35.93	13.40	49.33	74.00	-24.67	peak
4	13061.000	34.60	15.23	49.83	74.00	-24.17	peak
5	14447.000	33.19	16.63	49.82	74.00	-24.18	peak
6	17340.000	30.45	21.74	52.19	74.00	-21.81	peak

Note: 1. Measurement = Reading Level + Correct Factor.

2. If Peak Result complies with AV limit, AV Result is deemed to comply with AV limit.

3. Peak: Peak detector.

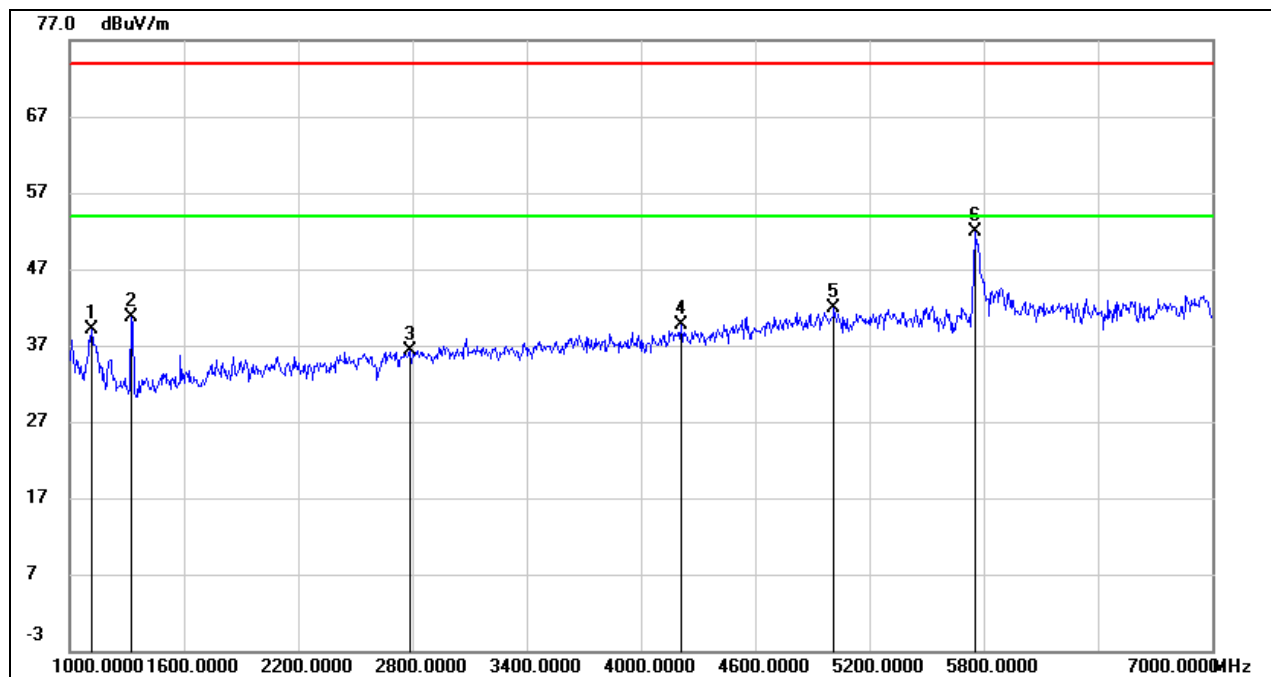
4. Filter losses were only considered in the spurious frequency bands and the authorized band was not corrected for HPF losses.

5. Proper operation of the transmitter prior to adding the filter to the measurement chain.

6. Owing to the highest peak level of unwanted emission out of the restricted bands complies with the lowest limit(54dBuV/m), so all the test point was deemed to comply with the limits list in the standard.

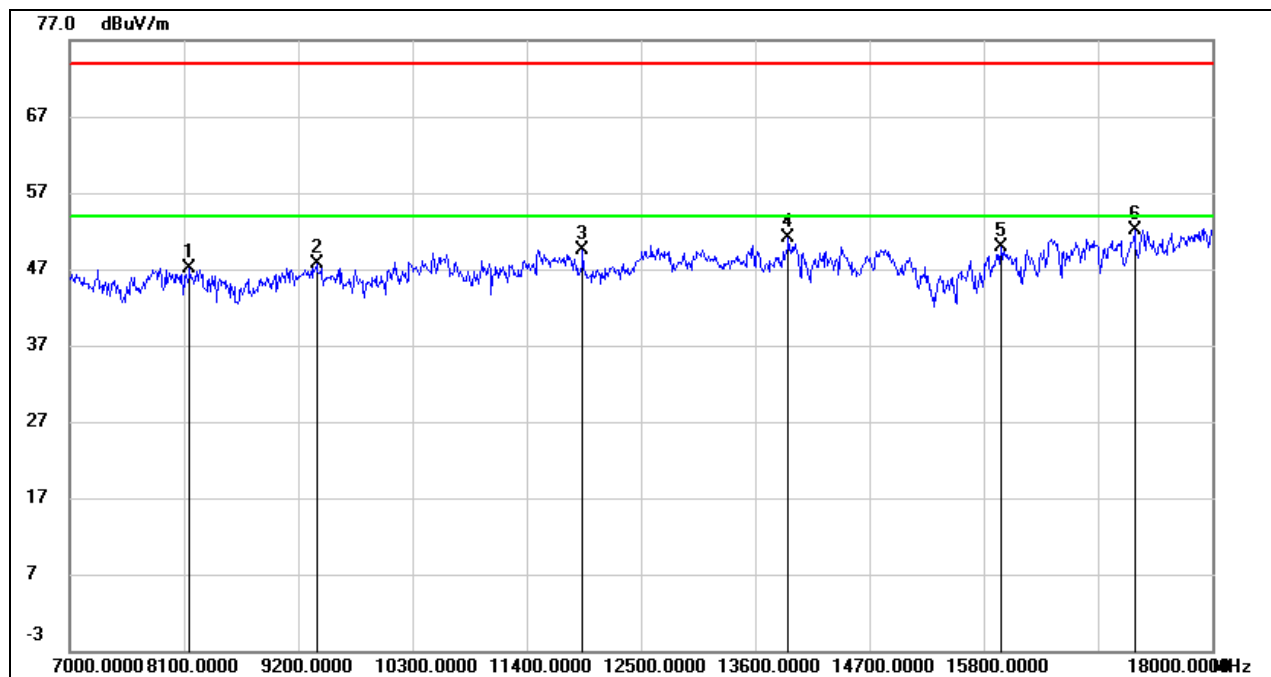


VERTICAL RESULTS
1-7GHz



No.	Frequency (MHz)	Reading (dBuV)	Correct (dB/m)	Result (dBuV/m)	Limit (dBuV/m)	Margin (dB)	Remark
1	1114.000	53.14	-14.04	39.10	74.00	-34.90	peak
2	1324.000	53.64	-12.94	40.70	74.00	-33.30	peak
3	2788.000	43.65	-7.29	36.36	74.00	-37.64	peak
4	4210.000	42.44	-2.75	39.69	74.00	-34.31	peak
5	5014.000	41.20	0.72	41.92	74.00	-32.08	peak
6	5758.000	49.54	2.28	51.82	74.00	-22.18	peak

Note: 1. Measurement = Reading Level + Correct Factor.
2. If Peak Result complies with AV limit, AV Result is deemed to comply with AV limit.
3. Peak: Peak detector.
4. Filter losses were only considered in the spurious frequency bands and the authorized band was not corrected for Band reject filter losses.
5. Proper operation of the transmitter prior to adding the filter to the measurement chain.
6. Owing to the highest peak level of unwanted emission out of the restricted bands complies with the lowest limit(54dBuV/m), so all the test point was deemed to comply with the limits list in the standard.

**7-18GHz**

No.	Frequency (MHz)	Reading (dBuV)	Correct (dB/m)	Result (dBuV/m)	Limit (dBuV/m)	Margin (dB)	Remark
1	8155.000	38.60	8.52	47.12	74.00	-26.88	peak
2	9376.000	37.92	9.79	47.71	74.00	-26.29	peak
3	11939.000	36.04	13.52	49.56	74.00	-24.44	peak
4	13919.000	34.99	16.16	51.15	74.00	-22.85	peak
5	15965.000	32.23	17.76	49.99	74.00	-24.01	peak
6	17252.000	30.55	21.56	52.11	74.00	-21.89	peak

Note: 1. Measurement = Reading Level + Correct Factor.

2. If Peak Result complies with AV limit, AV Result is deemed to comply with AV limit.

3. Peak: Peak detector.

4. Filter losses were only considered in the spurious frequency bands and the authorized band was not corrected for HPF losses.

5. Proper operation of the transmitter prior to adding the filter to the measurement chain.

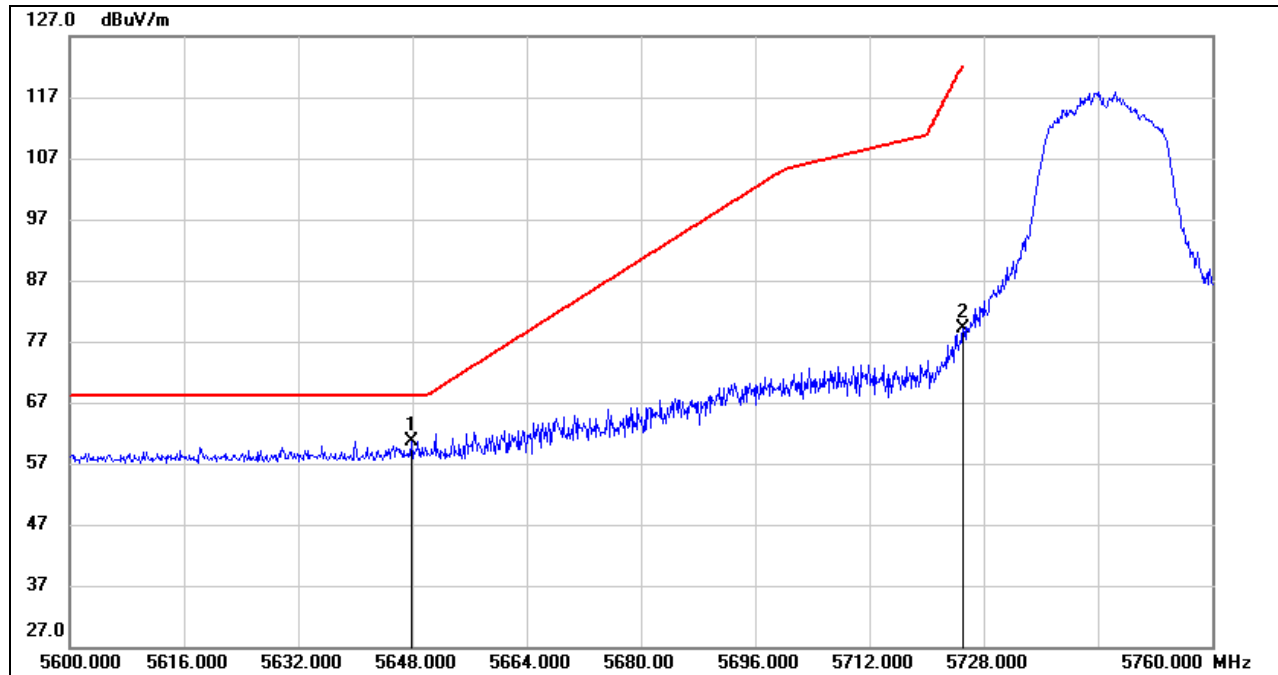
6. Owing to the highest peak level of unwanted emission out of the restricted bands complies with the lowest limit(54dBuV/m), so all the test point was deemed to comply with the limits list in the standard.



8.2.4. UNII-3 BAND

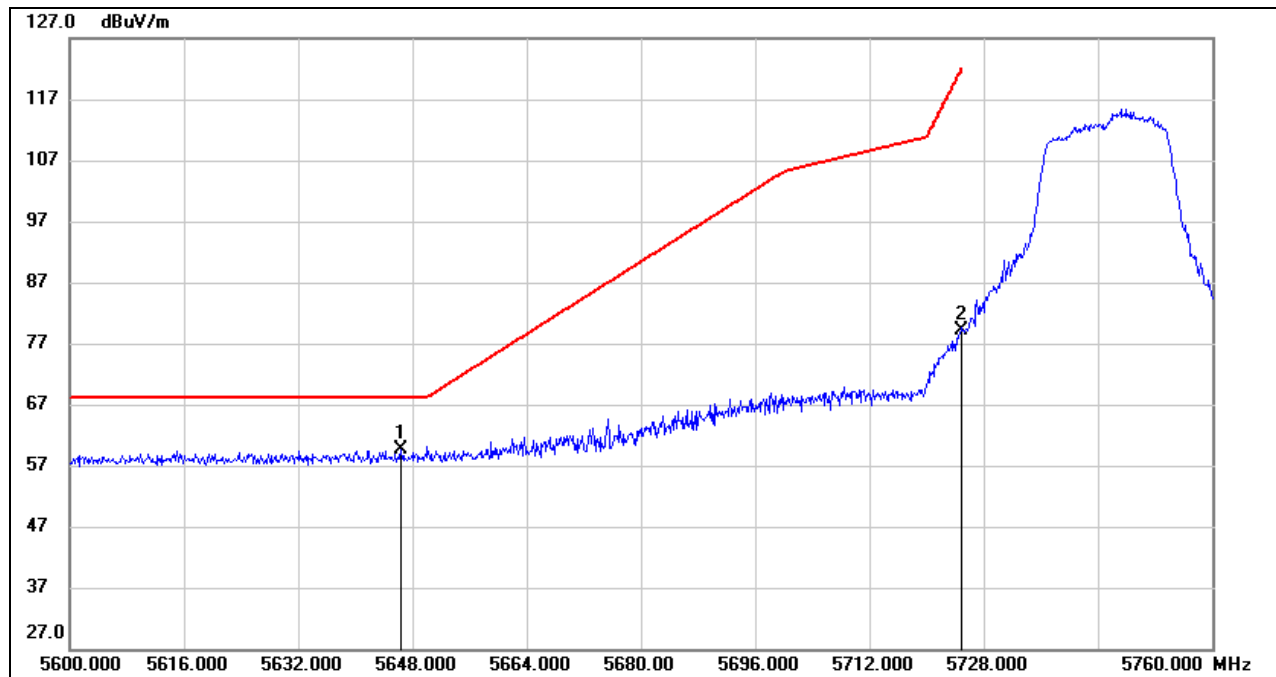
RESTRICTED BANDEGE LOW CHANNEL

HORIZONTAL RESULTS



No.	Frequency (MHz)	Reading (dBuV)	Correct (dB/m)	Result (dBuV/m)	Limit (dBuV/m)	Margin (dB)	Remark
1	5647.840	19.18	41.48	60.66	68.20	-7.54	peak
2	5725.000	37.54	41.61	79.15	122.20	-43.05	peak

Note: 1. Measurement = Reading Level + Correct Factor.

**VERTICAL RESULTS**

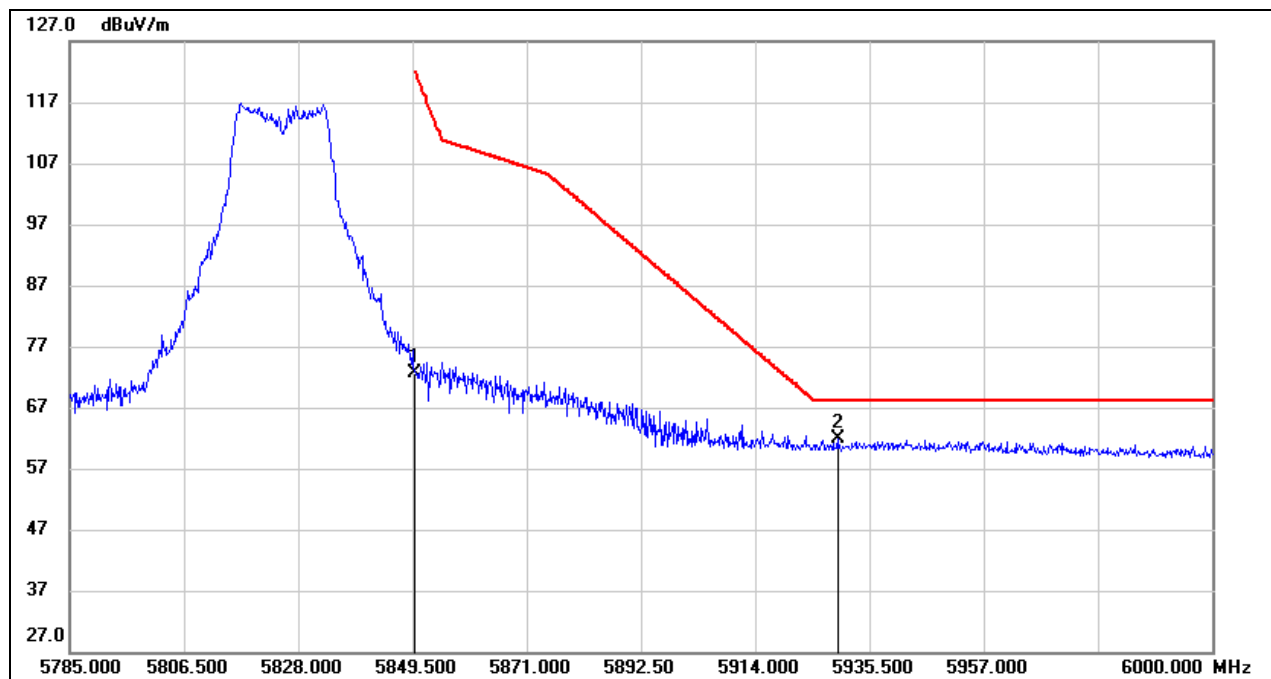
No.	Frequency (MHz)	Reading (dBuV)	Correct (dB/m)	Result (dBuV/m)	Limit (dBuV/m)	Margin (dB)	Remark
1	5646.400	18.05	41.48	59.53	68.20	-8.67	peak
2	5725.000	37.58	41.61	79.19	122.20	-43.01	peak

Note: 1. Measurement = Reading Level + Correct Factor.



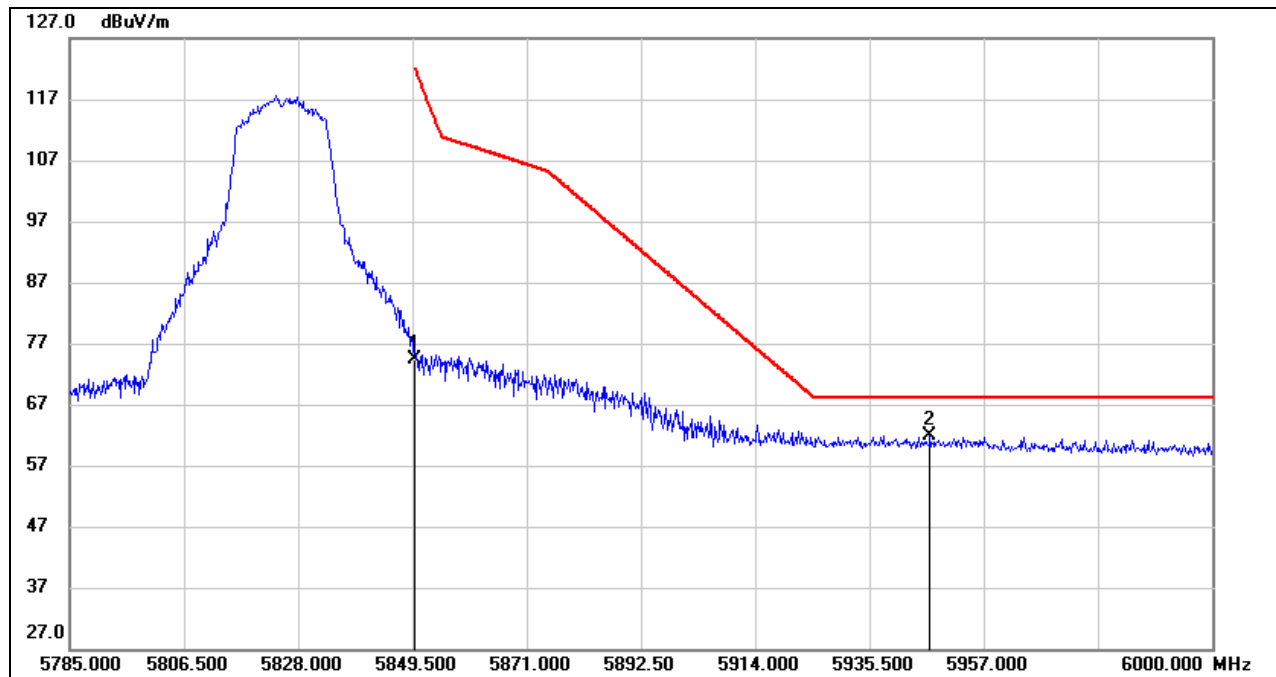
RESTRICTED BANDEDGE HIGH CHANNEL

HORIZONTAL RESULTS



No.	Frequency (MHz)	Reading (dBuV)	Correct (dB/m)	Result (dBuV/m)	Limit (dBuV/m)	Margin (dB)	Remark
1	5850.000	29.67	42.89	72.56	122.20	-49.64	peak
2	5929.480	18.54	43.35	61.89	68.20	-6.31	peak

Note: 1. Measurement = Reading Level + Correct Factor.

**VERTICAL RESULTS**

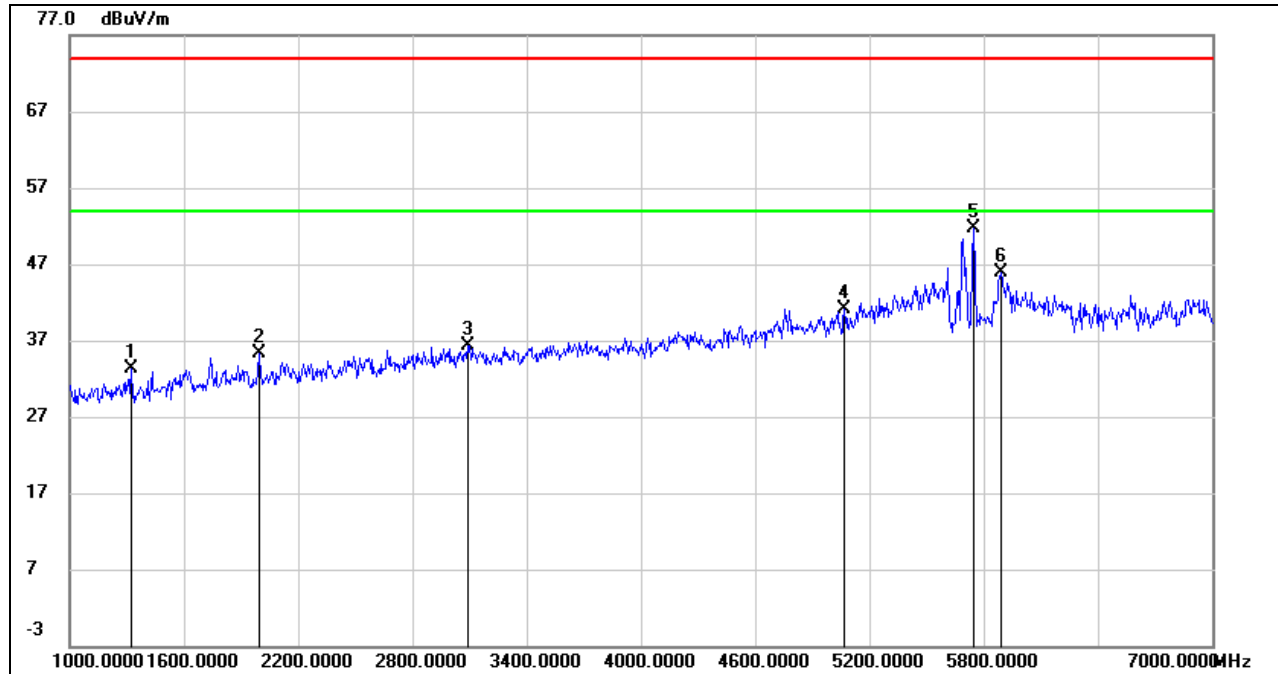
No.	Frequency (MHz)	Reading (dBuV)	Correct (dB/m)	Result (dBuV/m)	Limit (dBuV/m)	Margin (dB)	Remark
1	5850.000	31.61	42.89	74.50	122.20	-47.70	peak
2	5946.895	18.91	43.05	61.96	68.20	-6.24	peak

Note: 1. Measurement = Reading Level + Correct Factor.



HARMONICS AND SPURIOUS EMISSIONS LOW CHANNEL

HORIZONTAL RESULTS 1-7GHz

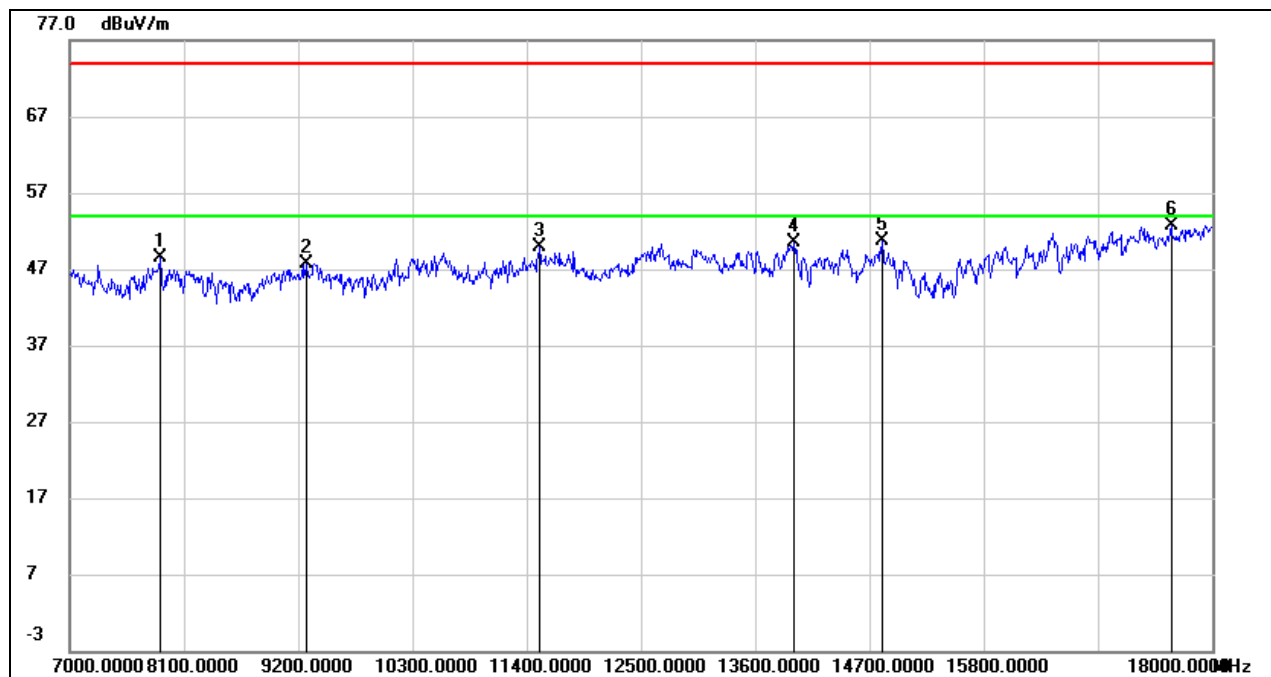


No.	Frequency (MHz)	Reading (dBuV)	Correct (dB/m)	Result (dBuV/m)	Limit (dBuV/m)	Margin (dB)	Remark
1	1324.000	46.33	-12.94	33.39	74.00	-40.61	peak
2	1996.000	45.99	-10.68	35.31	74.00	-38.69	peak
3	3088.000	42.14	-5.74	36.40	74.00	-37.60	peak
4	5068.000	40.33	0.74	41.07	74.00	-32.93	peak
5	5746.000	49.39	2.22	51.61	74.00	-22.39	peak
6	5890.000	41.83	4.15	45.98	74.00	-28.02	peak

Note: 1. Measurement = Reading Level + Correct Factor.
2. If Peak Result complies with AV limit, AV Result is deemed to comply with AV limit.
3. Peak: Peak detector.
4. Filter losses were only considered in the spurious frequency bands and the authorized band was not corrected for Band reject filter losses.
5. Proper operation of the transmitter prior to adding the filter to the measurement chain.
6. Owing to the highest peak level of unwanted emission out of the restricted bands complies with the lowest limit(54dBuV/m), so all the test point was deemed to comply with the limits list in the standard.

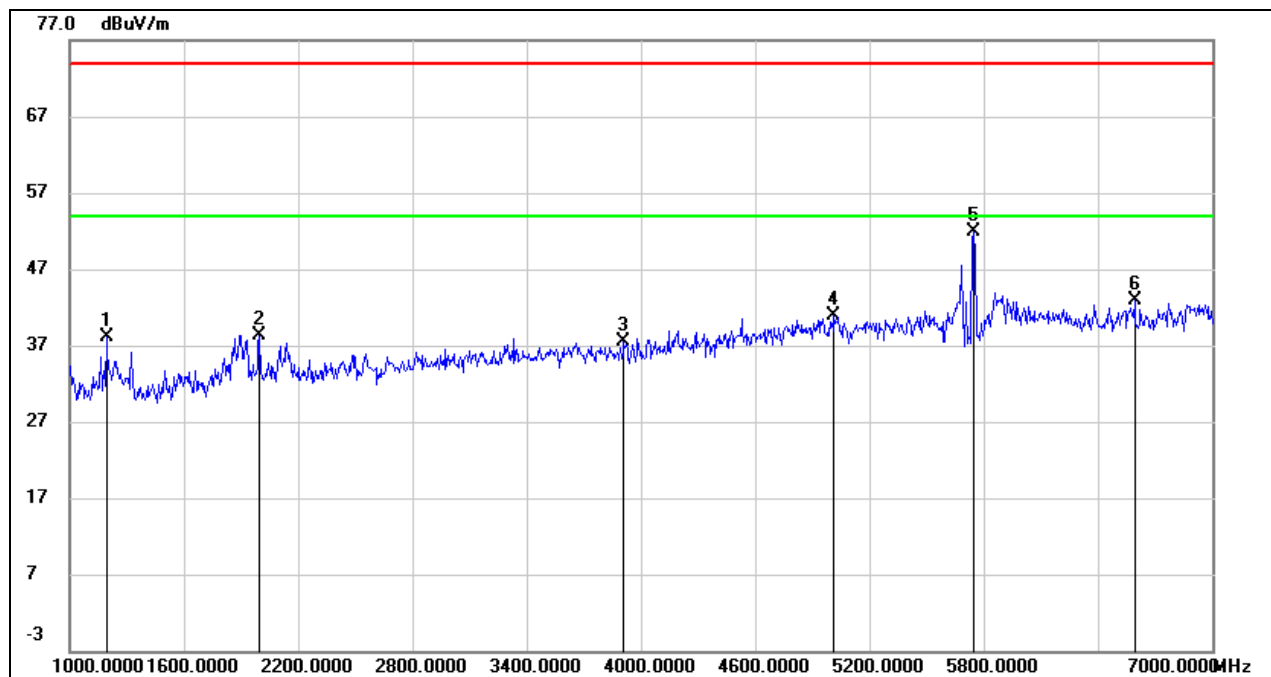


HORIZONTAL RESULTS
7-18GHz



No.	Frequency (MHz)	Reading (dBuV)	Correct (dB/m)	Result (dBuV/m)	Limit (dBuV/m)	Margin (dB)	Remark
1	7869.000	40.66	7.79	48.45	74.00	-25.55	peak
2	9277.000	38.52	9.21	47.73	74.00	-26.27	peak
3	11521.000	36.46	13.40	49.86	74.00	-24.14	peak
4	13974.000	34.36	16.16	50.52	74.00	-23.48	peak
5	14821.000	34.65	16.09	50.74	74.00	-23.26	peak
6	17604.000	30.76	21.89	52.65	74.00	-21.35	peak

Note: 1. Measurement = Reading Level + Correct Factor.
2. If Peak Result complies with AV limit, AV Result is deemed to comply with AV limit.
3. Peak: Peak detector.
4. Filter losses were only considered in the spurious frequency bands and the authorized band was not corrected for HPF losses.
5. Proper operation of the transmitter prior to adding the filter to the measurement chain.
6. Owing to the highest peak level of unwanted emission out of the restricted bands complies with the lowest limit(54dBuV/m), so all the test point was deemed to comply with the limits list in the standard.

**VERTICAL RESULTS****1-7GHz**

No.	Frequency (MHz)	Reading (dBuV)	Correct (dB/m)	Result (dBuV/m)	Limit (dBuV/m)	Margin (dB)	Remark
1	1192.000	51.38	-13.33	38.05	74.00	-35.95	peak
2	1996.000	48.95	-10.68	38.27	74.00	-35.73	peak
3	3910.000	41.82	-4.25	37.57	74.00	-36.43	peak
4	5014.000	40.10	0.72	40.82	74.00	-33.18	peak
5	5746.000	49.71	2.22	51.93	74.00	-22.07	peak
6	6592.000	38.27	4.60	42.87	74.00	-31.13	peak

Note: 1. Measurement = Reading Level + Correct Factor.

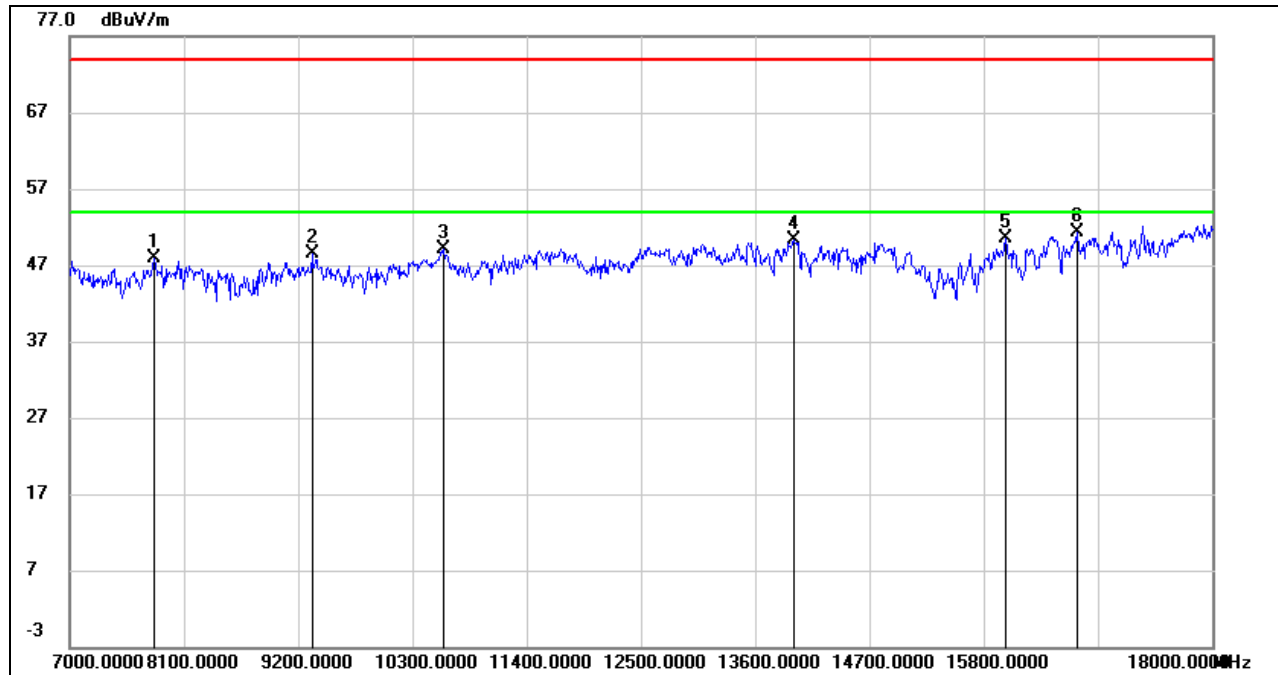
2. If Peak Result complies with AV limit, AV Result is deemed to comply with AV limit.

3. Peak: Peak detector.

4. Filter losses were only considered in the spurious frequency bands and the authorized band was not corrected for Band reject filter losses.

5. Proper operation of the transmitter prior to adding the filter to the measurement chain.

6. Owing to the highest peak level of unwanted emission out of the restricted bands complies with the lowest limit(54dBuV/m), so all the test point was deemed to comply with the limits list in the standard.

**VERTICAL RESULTS**
7-18GHz

No.	Frequency (MHz)	Reading (dBuV)	Correct (dB/m)	Result (dBuV/m)	Limit (dBuV/m)	Margin (dB)	Remark
1	7814.000	39.74	8.10	47.84	74.00	-26.16	peak
2	9332.000	39.02	9.51	48.53	74.00	-25.47	peak
3	10597.000	36.66	12.43	49.09	74.00	-24.91	peak
4	13974.000	34.11	16.16	50.27	74.00	-23.73	peak
5	16009.000	32.56	17.85	50.41	74.00	-23.59	peak
6	16702.000	31.22	20.06	51.28	74.00	-22.72	peak

Note: 1. Measurement = Reading Level + Correct Factor.

2. If Peak Result complies with AV limit, AV Result is deemed to comply with AV limit.

3. Peak: Peak detector.

4. Filter losses were only considered in the spurious frequency bands and the authorized band was not corrected for HPF losses.

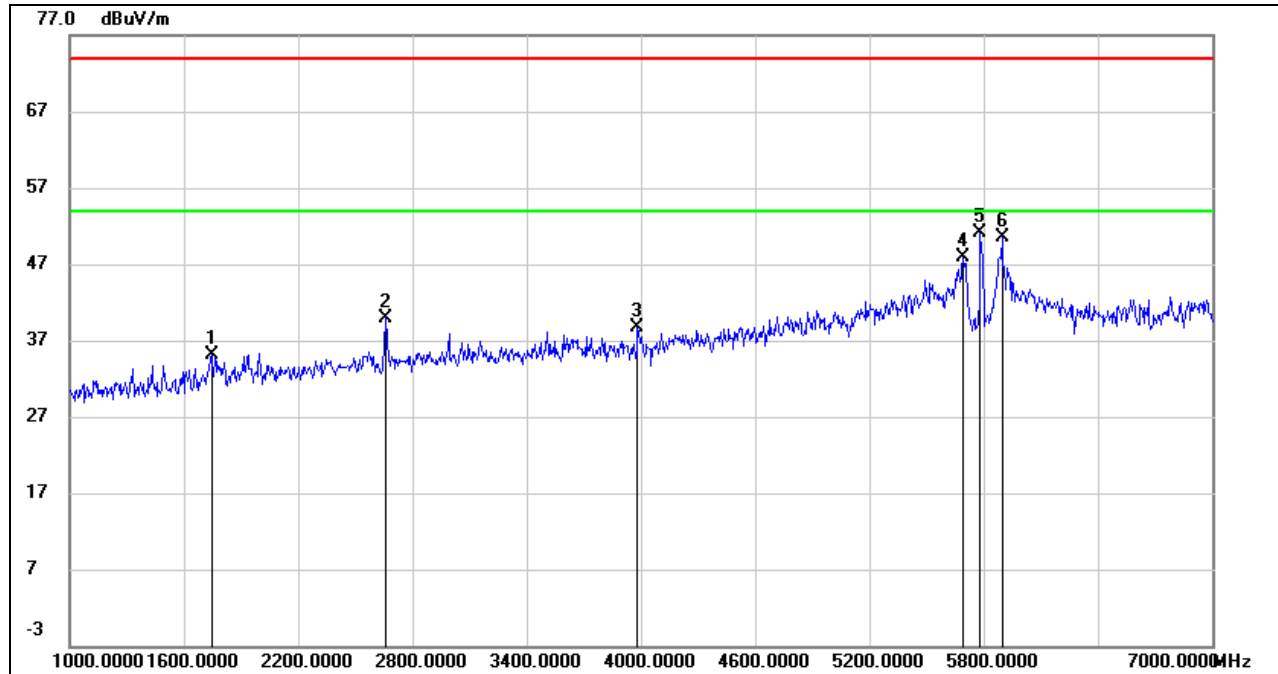
5. Proper operation of the transmitter prior to adding the filter to the measurement chain.

6. Owing to the highest peak level of unwanted emission out of the restricted bands complies with the lowest limit(54dBuV/m), so all the test point was deemed to comply with the limits list in the standard.



HARMONICS AND SPURIOUS EMISSIONS MID CHANNEL

HORIZONTAL RESULTS 1-7GHz



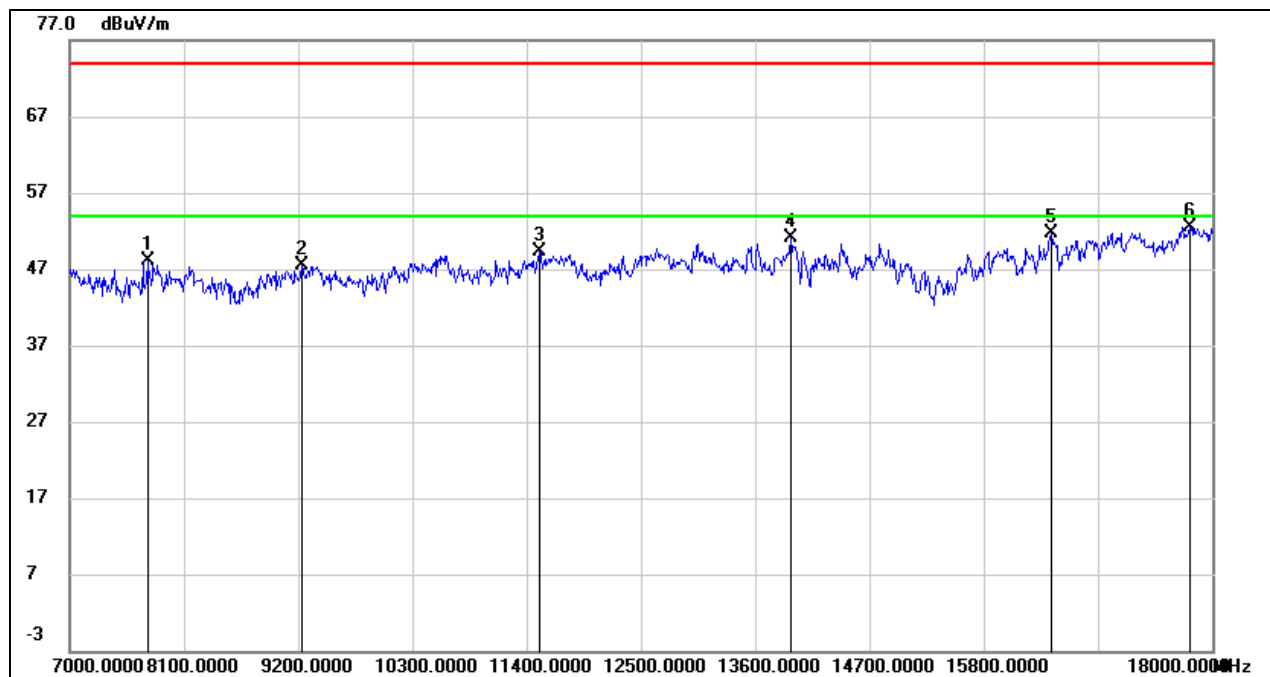
No.	Frequency (MHz)	Reading (dBuV)	Correct (dB/m)	Result (dBuV/m)	Limit (dBuV/m)	Margin (dB)	Remark
1	1744.000	46.42	-11.32	35.10	74.00	-38.90	peak
2	2662.000	48.13	-8.13	40.00	74.00	-34.00	peak
3	3982.000	42.86	-4.18	38.68	74.00	-35.32	peak
4	5692.000	45.95	1.97	47.92	74.00	-26.08	peak
5	5782.000	48.74	2.41	51.15	74.00	-22.85	peak
6	5896.000	46.20	4.25	50.45	74.00	-23.55	peak

Note: 1. Measurement = Reading Level + Correct Factor.
2. If Peak Result complies with AV limit, AV Result is deemed to comply with AV limit.
3. Peak: Peak detector.
4. Filter losses were only considered in the spurious frequency bands and the authorized band was not corrected for Band reject filter losses.
5. Proper operation of the transmitter prior to adding the filter to the measurement chain.
6. Owing to the highest peak level of unwanted emission out of the restricted bands complies with the lowest limit(54dBuV/m), so all the test point was deemed to comply with the limits list in the standard.



HORIZONTAL RESULTS

7-18GHz



No.	Frequency (MHz)	Reading (dBuV)	Correct (dB/m)	Result (dBuV/m)	Limit (dBuV/m)	Margin (dB)	Remark
1	7748.000	40.61	7.48	48.09	74.00	-25.91	peak
2	9233.000	38.54	9.03	47.57	74.00	-26.43	peak
3	11521.000	35.99	13.40	49.39	74.00	-24.61	peak
4	13941.000	34.94	16.16	51.10	74.00	-22.90	peak
5	16449.000	32.21	19.45	51.66	74.00	-22.34	peak
6	17780.000	29.36	23.23	52.59	74.00	-21.41	peak

Note: 1. Measurement = Reading Level + Correct Factor.

2. If Peak Result complies with AV limit, AV Result is deemed to comply with AV limit.

3. Peak: Peak detector.

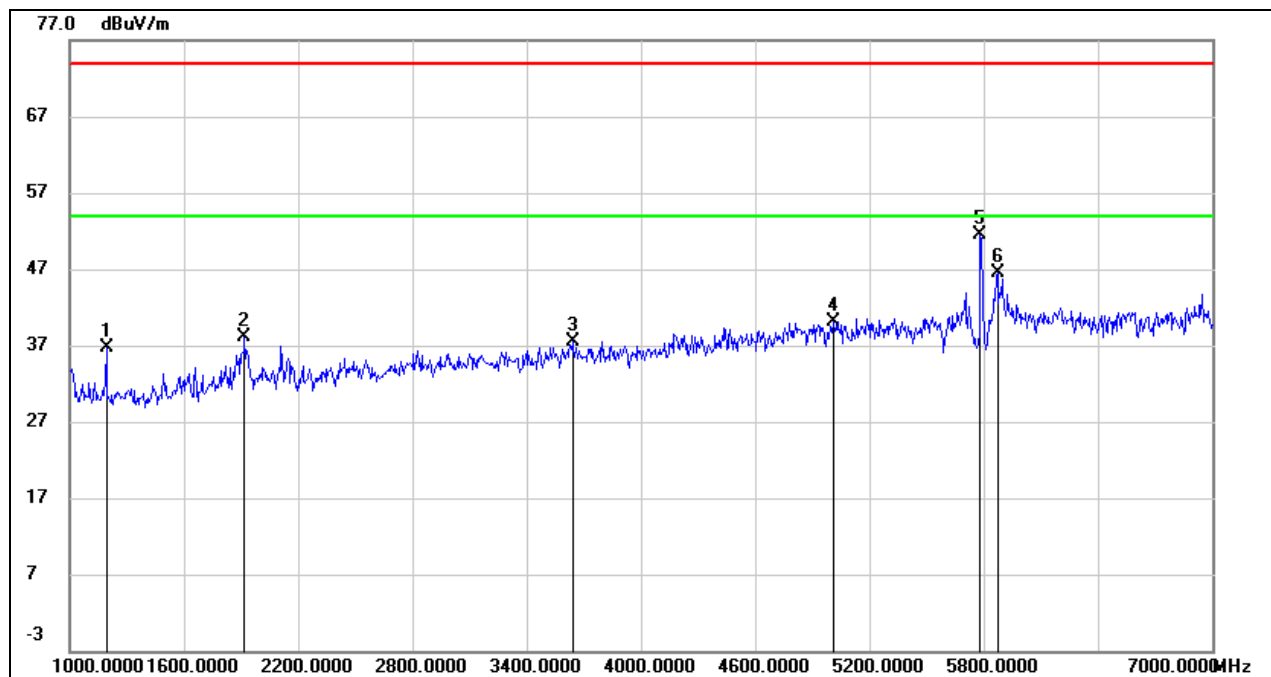
4. Filter losses were only considered in the spurious frequency bands and the authorized band was not corrected for HPF losses.

5. Proper operation of the transmitter prior to adding the filter to the measurement chain.

6. Owing to the highest peak level of unwanted emission out of the restricted bands complies with the lowest limit(54dBuV/m), so all the test point was deemed to comply with the limits list in the standard.

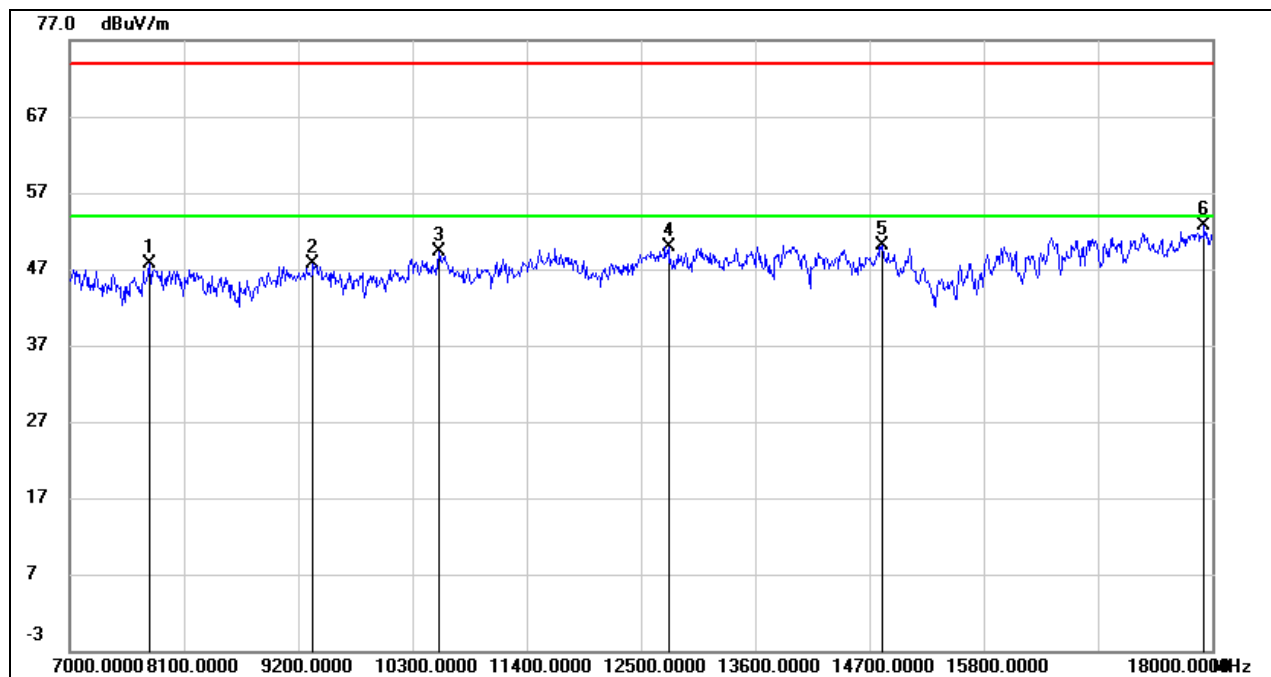


VERTICAL RESULTS
1-7GHz



No.	Frequency (MHz)	Reading (dBuV)	Correct (dB/m)	Result (dBuV/m)	Limit (dBuV/m)	Margin (dB)	Remark
1	1192.000	50.12	-13.33	36.79	74.00	-37.21	peak
2	1918.000	48.79	-10.65	38.14	74.00	-35.86	peak
3	3640.000	42.12	-4.60	37.52	74.00	-36.48	peak
4	5008.000	39.34	0.72	40.06	74.00	-33.94	peak
5	5782.000	49.18	2.41	51.59	74.00	-22.41	peak
6	5872.000	42.69	3.82	46.51	74.00	-27.49	peak

Note: 1. Measurement = Reading Level + Correct Factor.
2. If Peak Result complies with AV limit, AV Result is deemed to comply with AV limit.
3. Peak: Peak detector.
4. Filter losses were only considered in the spurious frequency bands and the authorized band was not corrected for Band reject filter losses.
5. Proper operation of the transmitter prior to adding the filter to the measurement chain.
6. Owing to the highest peak level of unwanted emission out of the restricted bands complies with the lowest limit(54dBuV/m), so all the test point was deemed to comply with the limits list in the standard.

**VERTICAL RESULTS**
7-18GHz

No.	Frequency (MHz)	Reading (dBuV)	Correct (dB/m)	Result (dBuV/m)	Limit (dBuV/m)	Margin (dB)	Remark
1	7770.000	39.86	7.77	47.63	74.00	-26.37	peak
2	9343.000	38.12	9.57	47.69	74.00	-26.31	peak
3	10553.000	37.29	11.93	49.22	74.00	-24.78	peak
4	12764.000	34.44	15.54	49.98	74.00	-24.02	peak
5	14821.000	33.93	16.09	50.02	74.00	-23.98	peak
6	17923.000	29.27	23.42	52.69	74.00	-21.31	peak

Note: 1. Measurement = Reading Level + Correct Factor.

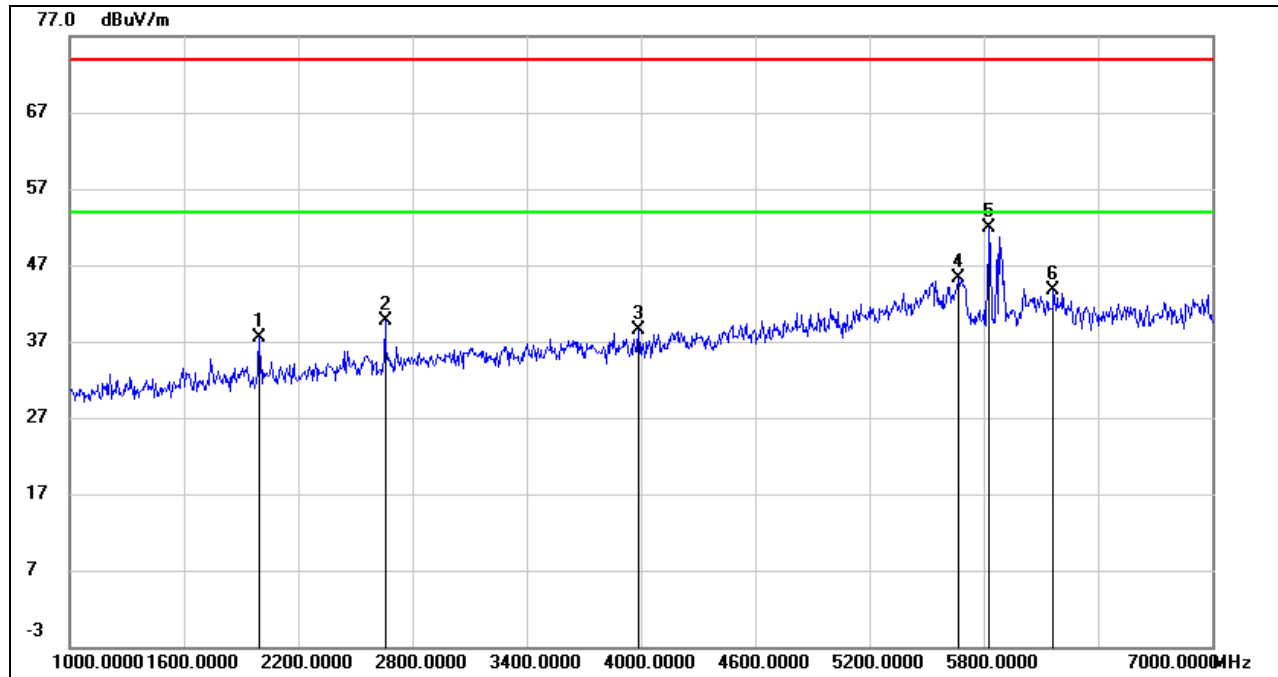
2. If Peak Result complies with AV limit, AV Result is deemed to comply with AV limit.

3. Peak: Peak detector.

4. Filter losses were only considered in the spurious frequency bands and the authorized band was not corrected for HPF losses.

5. Proper operation of the transmitter prior to adding the filter to the measurement chain.

6. Owing to the highest peak level of unwanted emission out of the restricted bands complies with the lowest limit(54dBuV/m), so all the test point was deemed to comply with the limits list in the standard.

**HARMONICS AND SPURIOUS EMISSIONS HIGH CHANNEL****HORIZONTAL RESULTS**
1-7GHz

No.	Frequency (MHz)	Reading (dBuV)	Correct (dB/m)	Result (dBuV/m)	Limit (dBuV/m)	Margin (dB)	Remark
1	1996.000	48.14	-10.68	37.46	74.00	-36.54	peak
2	2656.000	47.78	-8.16	39.62	74.00	-34.38	peak
3	3988.000	42.59	-4.17	38.42	74.00	-35.58	peak
4	5668.000	43.37	1.98	45.35	74.00	-28.65	peak
5	5830.000	48.93	3.06	51.99	74.00	-22.01	peak
6	6166.000	40.78	2.87	43.65	74.00	-30.35	peak

Note: 1. Measurement = Reading Level + Correct Factor.

2. If Peak Result complies with AV limit, AV Result is deemed to comply with AV limit.

3. Peak: Peak detector.

4. Filter losses were only considered in the spurious frequency bands and the authorized band was not corrected for Band reject filter losses.

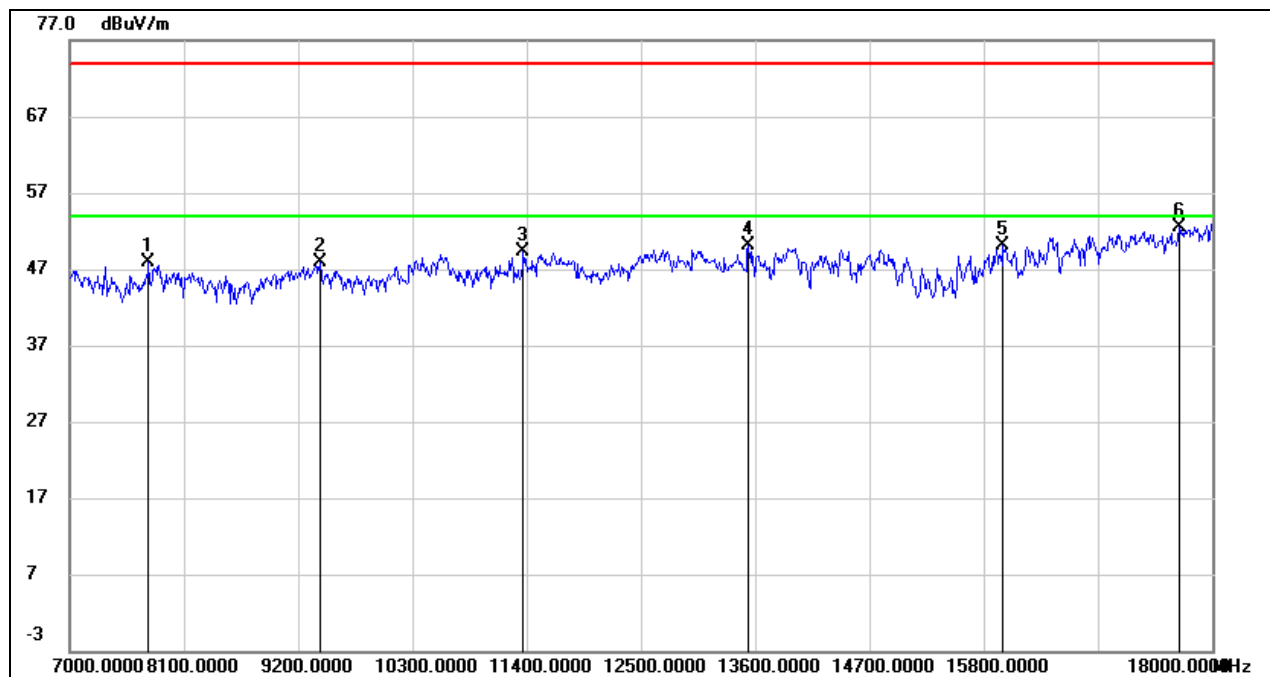
5. Proper operation of the transmitter prior to adding the filter to the measurement chain.

6. Owing to the highest peak level of unwanted emission out of the restricted bands complies with the lowest limit(54dBuV/m), so all the test point was deemed to comply with the limits list in the standard.



HORIZONTAL RESULTS

7-18GHz



No.	Frequency (MHz)	Reading (dBuV)	Correct (dB/m)	Result (dBuV/m)	Limit (dBuV/m)	Margin (dB)	Remark
1	7759.000	40.26	7.63	47.89	74.00	-26.11	peak
2	9409.000	37.93	9.93	47.86	74.00	-26.14	peak
3	11367.000	36.69	12.58	49.27	74.00	-24.73	peak
4	13534.000	34.14	15.97	50.11	74.00	-23.89	peak
5	15987.000	32.24	17.79	50.03	74.00	-23.97	peak
6	17681.000	30.05	22.37	52.42	74.00	-21.58	peak

Note: 1. Measurement = Reading Level + Correct Factor.

2. If Peak Result complies with AV limit, AV Result is deemed to comply with AV limit.

3. Peak: Peak detector.

4. Filter losses were only considered in the spurious frequency bands and the authorized band was not corrected for HPF losses.

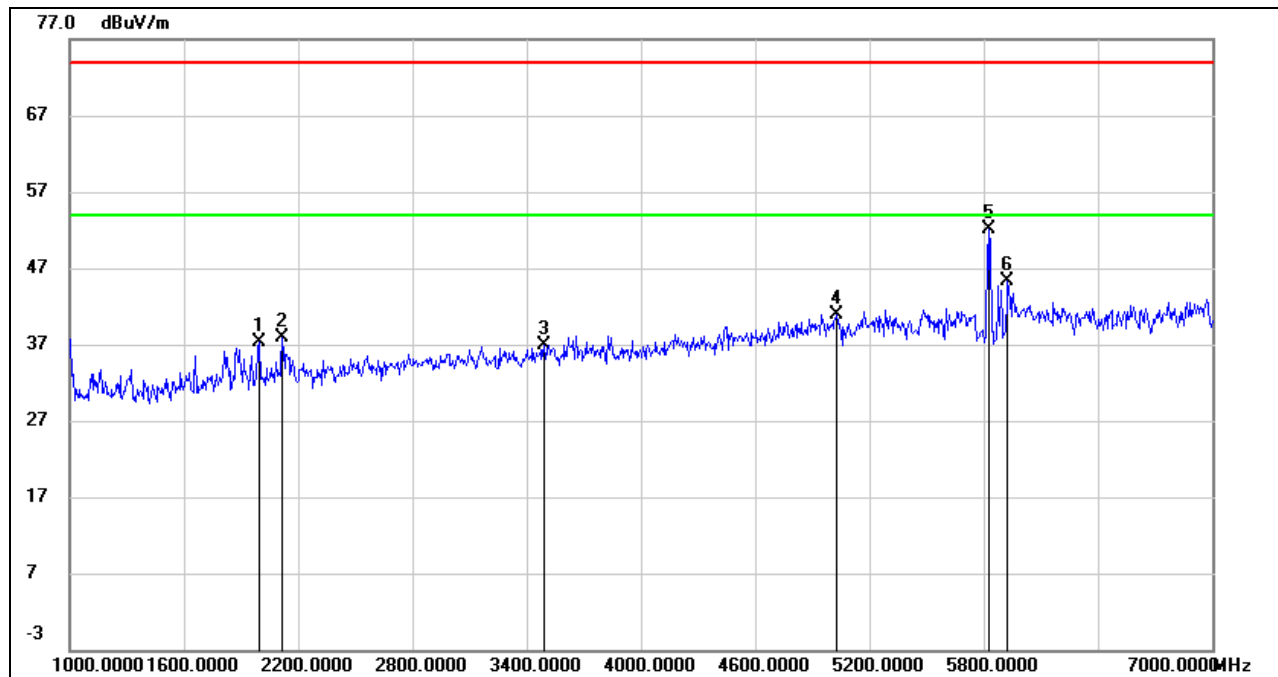
5. Proper operation of the transmitter prior to adding the filter to the measurement chain.

6. Owing to the highest peak level of unwanted emission out of the restricted bands complies with the lowest limit(54dBuV/m), so all the test point was deemed to comply with the limits list in the standard.



VERTICAL RESULTS

1-7GHz



No.	Frequency (MHz)	Reading (dBuV)	Correct (dB/m)	Result (dBuV/m)	Limit (dBuV/m)	Margin (dB)	Remark
1	1996.000	48.02	-10.68	37.34	74.00	-36.66	peak
2	2116.000	47.95	-9.98	37.97	74.00	-36.03	peak
3	3490.000	42.37	-5.49	36.88	74.00	-37.12	peak
4	5026.000	40.19	0.72	40.91	74.00	-33.09	peak
5	5830.000	48.98	3.06	52.04	74.00	-21.96	peak
6	5926.000	41.51	3.87	45.38	74.00	-28.62	peak

Note: 1. Measurement = Reading Level + Correct Factor.

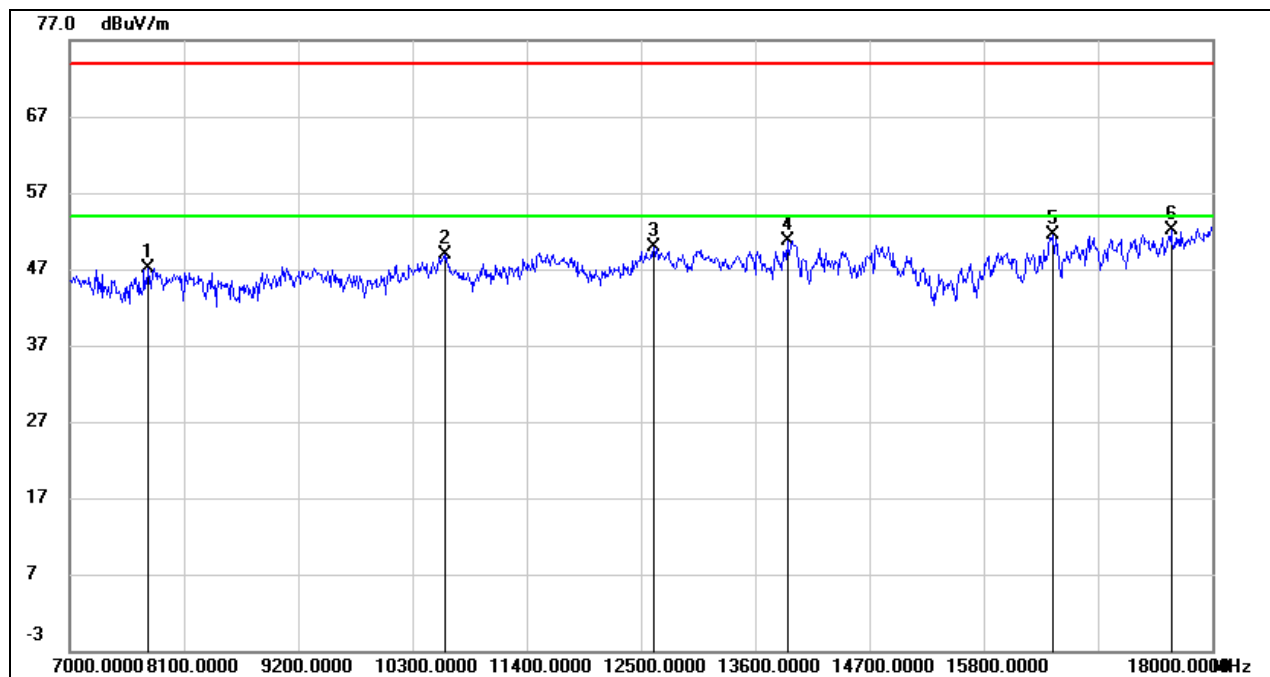
2. If Peak Result complies with AV limit, AV Result is deemed to comply with AV limit.

3. Peak: Peak detector.

4. Filter losses were only considered in the spurious frequency bands and the authorized band was not corrected for Band reject filter losses.

5. Proper operation of the transmitter prior to adding the filter to the measurement chain.

6. Owing to the highest peak level of unwanted emission out of the restricted bands complies with the lowest limit(54dBuV/m), so all the test point was deemed to comply with the limits list in the standard.

**VERTICAL RESULTS**
7-18GHz

No.	Frequency (MHz)	Reading (dBuV)	Correct (dB/m)	Result (dBuV/m)	Limit (dBuV/m)	Margin (dB)	Remark
1	7759.000	39.50	7.63	47.13	74.00	-26.87	peak
2	10619.000	36.59	12.32	48.91	74.00	-25.09	peak
3	12621.000	35.56	14.25	49.81	74.00	-24.19	peak
4	13908.000	34.54	16.16	50.70	74.00	-23.30	peak
5	16471.000	31.93	19.52	51.45	74.00	-22.55	peak
6	17604.000	30.14	21.89	52.03	74.00	-21.97	peak

Note: 1. Measurement = Reading Level + Correct Factor.

2. If Peak Result complies with AV limit, AV Result is deemed to comply with AV limit.

3. Peak: Peak detector.

4. Filter losses were only considered in the spurious frequency bands and the authorized band was not corrected for HPF losses.

5. Proper operation of the transmitter prior to adding the filter to the measurement chain.

6. Owing to the highest peak level of unwanted emission out of the restricted bands complies with the lowest limit(54dBuV/m), so all the test point was deemed to comply with the limits list in the standard.

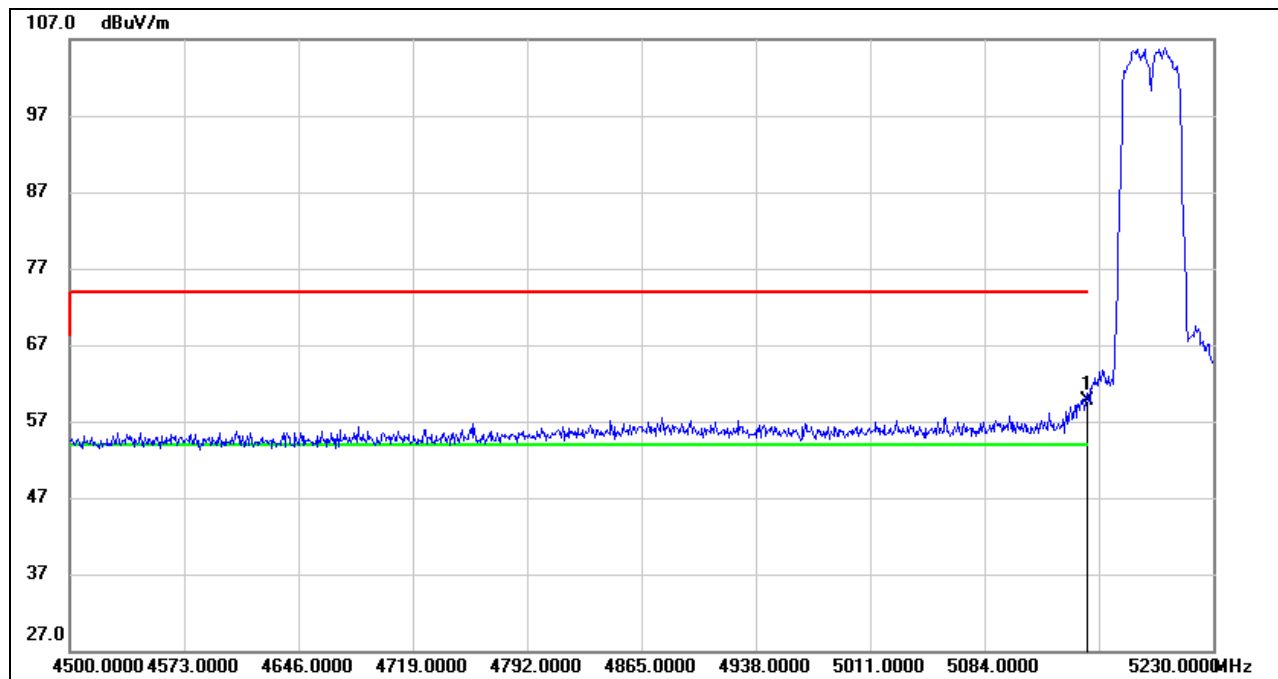


8.3. 802.11ac VHT40 MODE

8.3.1. UNII-1 BAND

RESTRICTED BANDEGE LOW CHANNEL

HORIZONTAL RESULTS PEAK

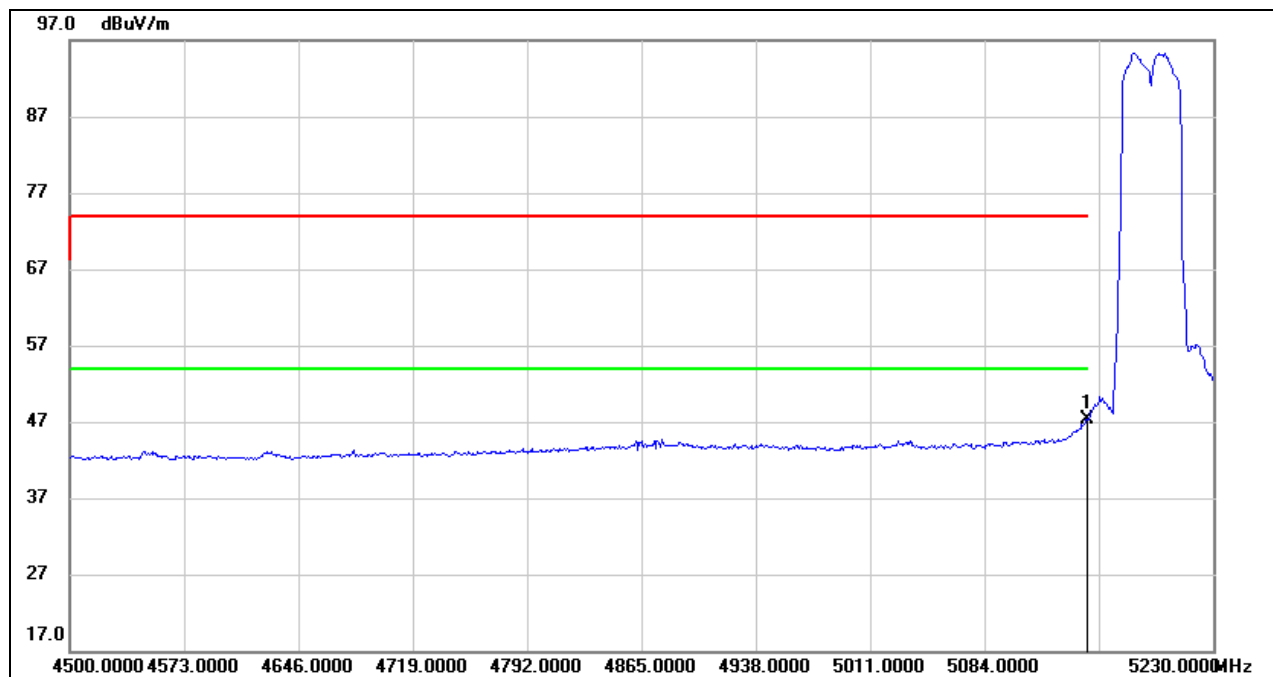


No.	Frequency (MHz)	Reading (dBuV)	Correct (dB/m)	Result (dBuV/m)	Limit (dBuV/m)	Margin (dB)	Remark
1	5150.000	19.31	40.46	59.77	74.00	-14.23	peak

Note: 1. Measurement = Reading Level + Correct Factor.
2. If Peak Result complies with AV limit, AV Result is deemed to comply with AV limit.
3. Peak: Peak detector.
4. Only the worst case emission will be recorder, if it complies with the limit, the other emissions deemed to comply with the limit.



AVG

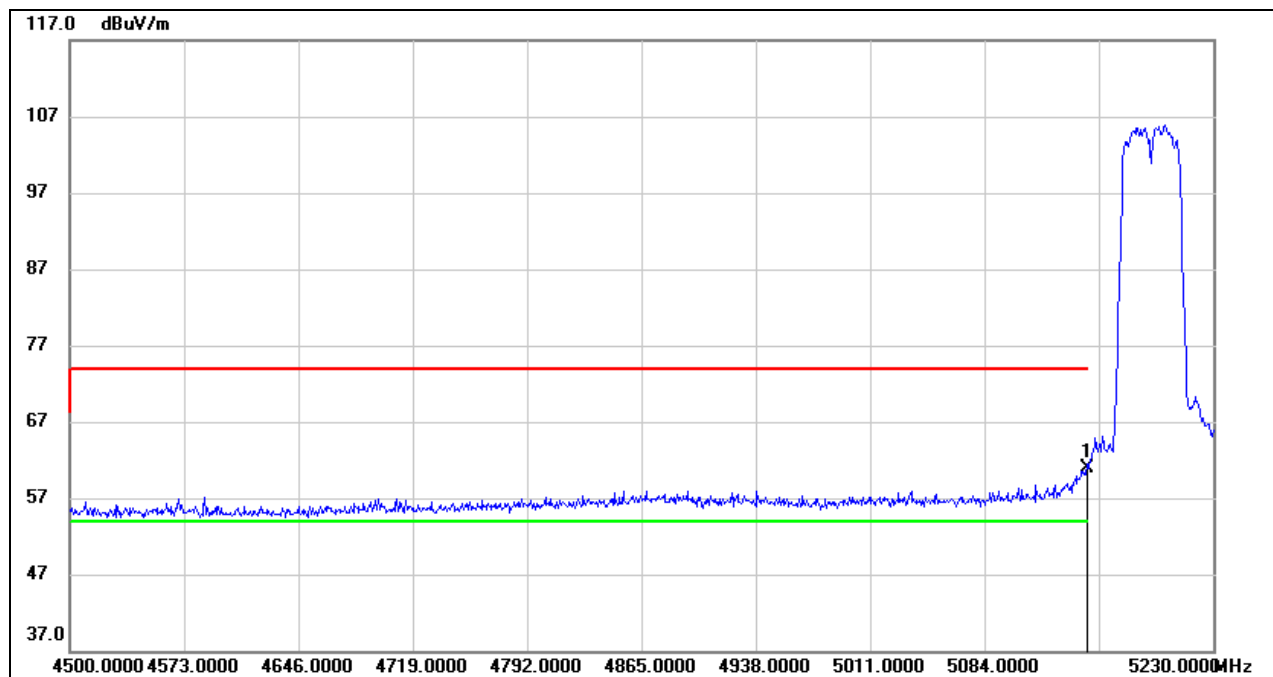


No.	Frequency (MHz)	Reading (dBuV)	Correct (dB/m)	Result (dBuV/m)	Limit (dBuV/m)	Margin (dB)	Remark
1	5150.000	6.85	40.46	47.31	54.00	-6.69	AVG

Note: 1. Measurement = Reading Level + Correct Factor.
2. AVG: VBW=1/Ton where: ton is transmit duration.
3. For duty cycle, please refer to clause 7.1.
4. Only the worst case emission will be recorder, if it complies with the limit, the other emissions deemed to comply with the limit.



VERTICAL RESULTS
PEAK

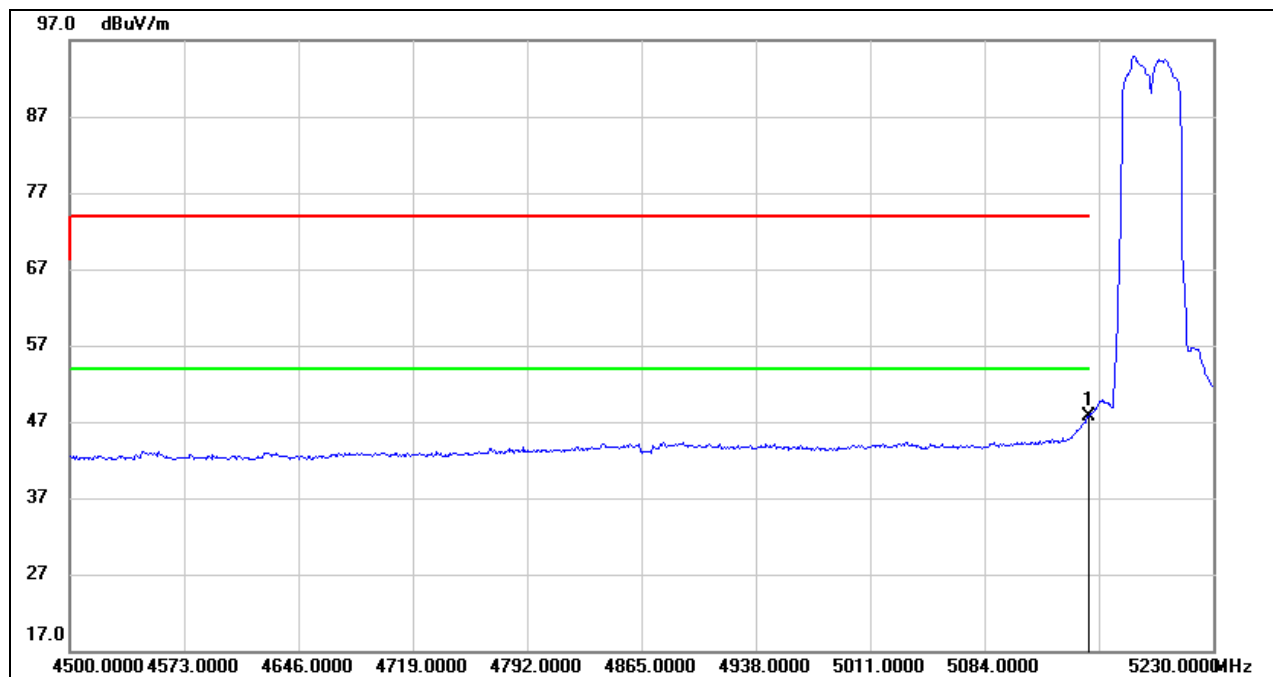


No.	Frequency (MHz)	Reading (dBuV)	Correct (dB/m)	Result (dBuV/m)	Limit (dBuV/m)	Margin (dB)	Remark
1	5150.000	20.45	40.46	60.91	74.00	-13.09	peak

Note: 1. Measurement = Reading Level + Correct Factor.
2. If Peak Result complies with AV limit, AV Result is deemed to comply with AV limit.
3. Peak: Peak detector.
4. Only the worst case emission will be recorder, if it complies with the limit, the other emissions deemed to comply with the limit.

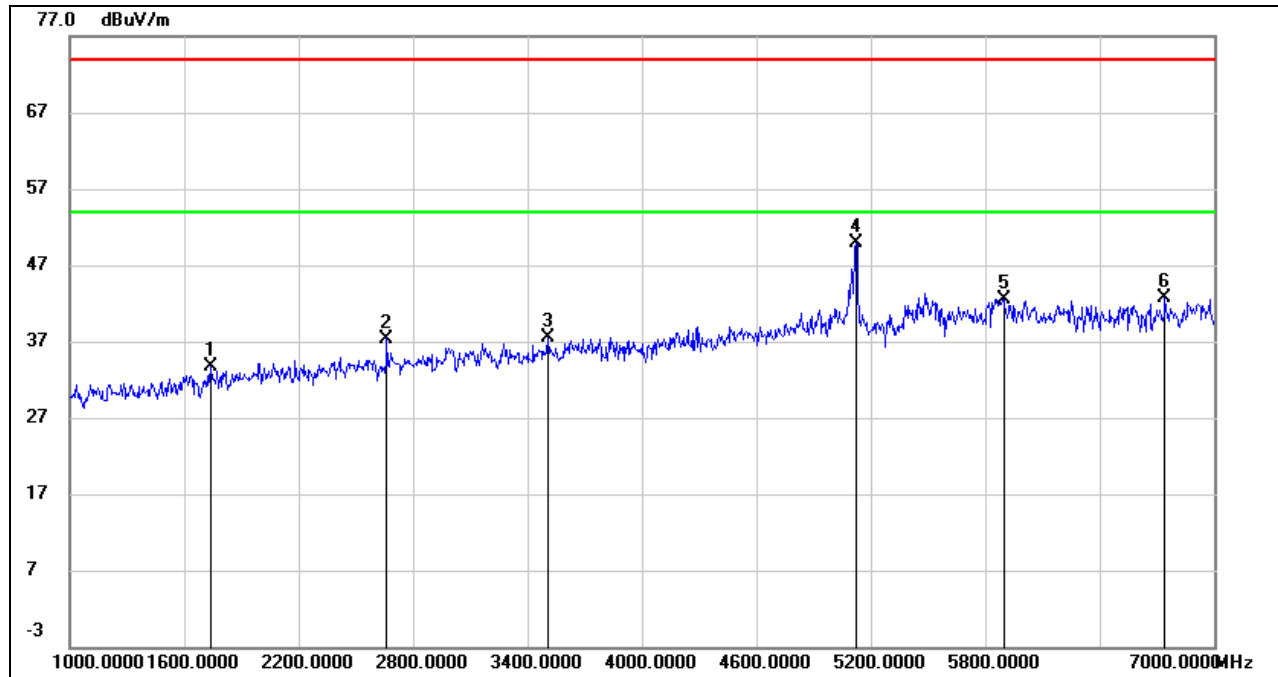


AVG



No.	Frequency (MHz)	Reading (dBuV)	Correct (dB/m)	Result (dBuV/m)	Limit (dBuV/m)	Margin (dB)	Remark
1	5150.000	7.17	40.46	47.63	54.00	-6.37	AVG

Note: 1. Measurement = Reading Level + Correct Factor.
2. AVG: VBW=1/Ton where: ton is transmit duration.
3. For duty cycle, please refer to clause 7.1.
4. Only the worst case emission will be recorder, if it complies with the limit, the other emissions deemed to comply with the limit.

**HARMONICS AND SPURIOUS EMISSIONS LOW CHANNEL****HORIZONTAL RESULTS**
1-7GHz

No.	Frequency (MHz)	Reading (dBuV)	Correct (dB/m)	Result (dBuV/m)	Limit (dBuV/m)	Margin (dB)	Remark
1	1738.000	45.15	-11.39	33.76	74.00	-40.24	peak
2	2662.000	45.53	-8.13	37.40	74.00	-36.60	peak
3	3508.000	42.92	-5.42	37.50	74.00	-36.50	peak
4	5122.000	48.94	0.90	49.84	74.00	-24.16	peak
5	5896.000	38.25	4.25	42.50	74.00	-31.50	peak
6	6742.000	38.20	4.57	42.77	74.00	-31.23	peak

Note: 1. Measurement = Reading Level + Correct Factor.

2. If Peak Result complies with AV limit, AV Result is deemed to comply with AV limit.

3. Peak: Peak detector.

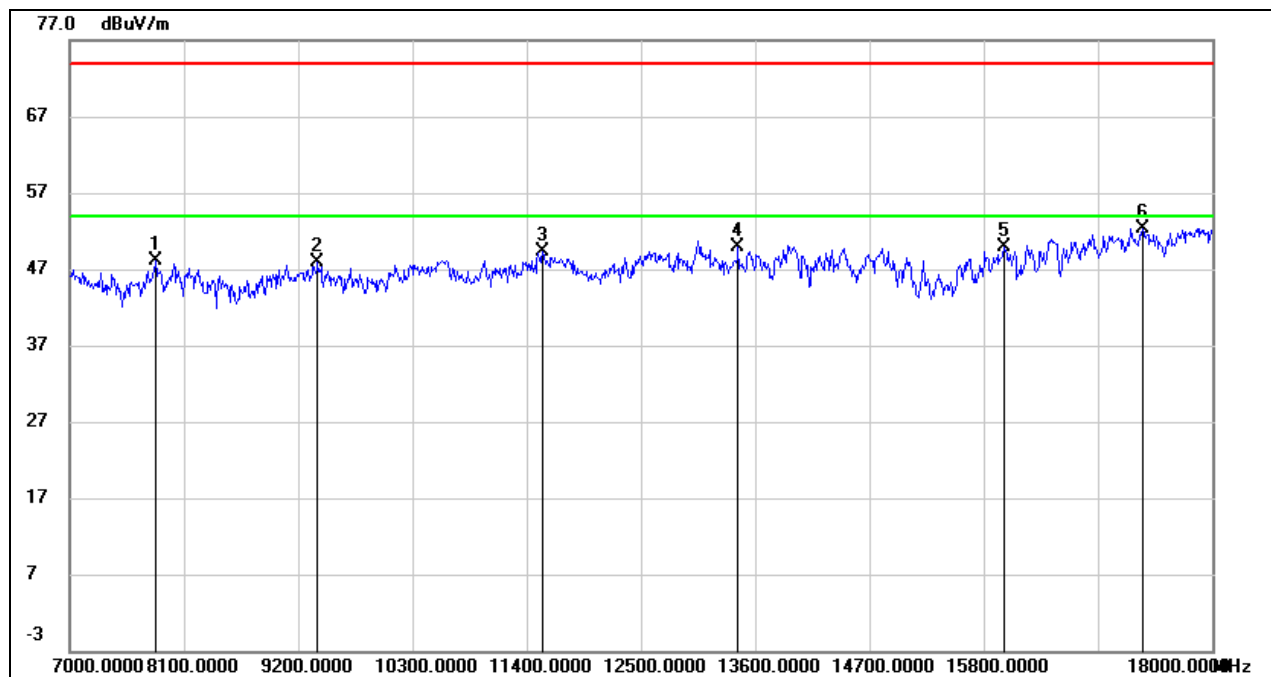
4. Filter losses were only considered in the spurious frequency bands and the authorized band was not corrected for Band reject filter losses.

5. Proper operation of the transmitter prior to adding the filter to the measurement chain.

6. Owing to the highest peak level of unwanted emission out of the restricted bands complies with the lowest limit(54dBuV/m), so all the test point was deemed to comply with the limits list in the standard.

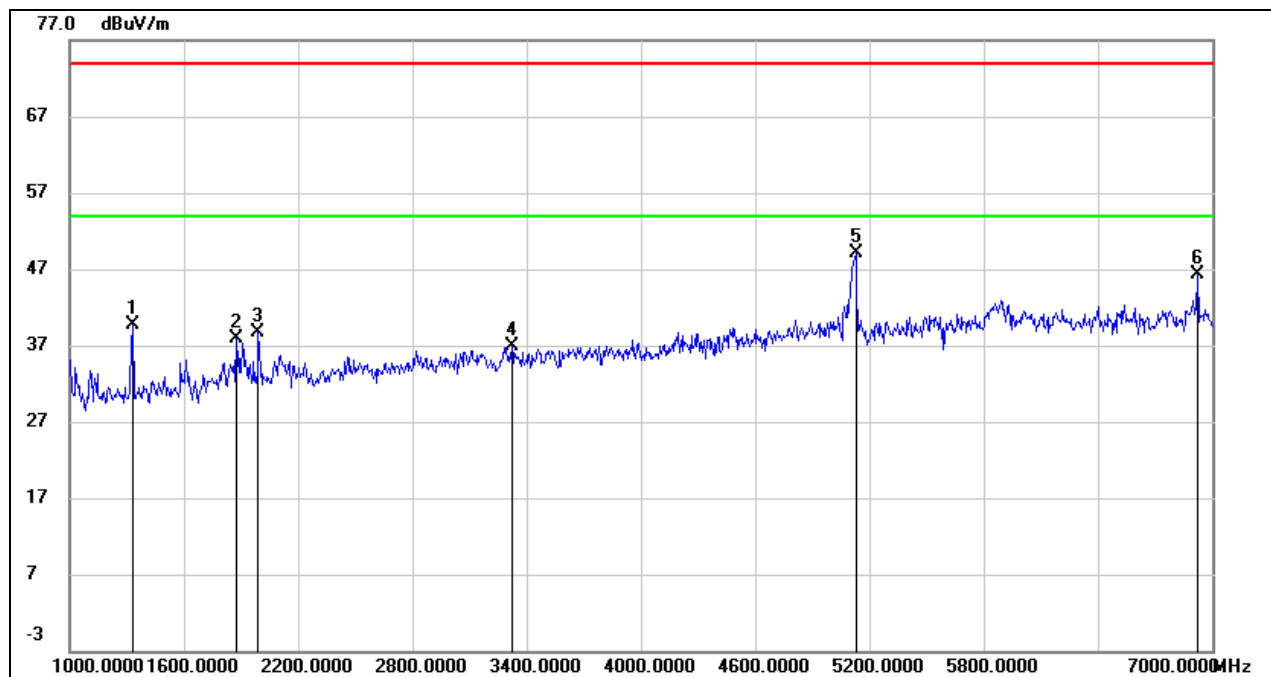


HORIZONTAL RESULTS
7-18GHz



No.	Frequency (MHz)	Reading (dBuV)	Correct (dB/m)	Result (dBuV/m)	Limit (dBuV/m)	Margin (dB)	Remark
1	7825.000	40.04	8.04	48.08	74.00	-25.92	peak
2	9387.000	38.06	9.86	47.92	74.00	-26.08	peak
3	11554.000	35.88	13.45	49.33	74.00	-24.67	peak
4	13435.000	33.81	16.08	49.89	74.00	-24.11	peak
5	15998.000	32.13	17.80	49.93	74.00	-24.07	peak
6	17329.000	30.59	21.78	52.37	74.00	-21.63	peak

Note: 1. Measurement = Reading Level + Correct Factor.
2. If Peak Result complies with AV limit, AV Result is deemed to comply with AV limit.
3. Peak: Peak detector.
4. Filter losses were only considered in the spurious frequency bands and the authorized band was not corrected for HPF losses.
5. Proper operation of the transmitter prior to adding the filter to the measurement chain.
6. Owing to the highest peak level of unwanted emission out of the restricted bands complies with the lowest limit(54dBuV/m), so all the test point was deemed to comply with the limits list in the standard.

**VERTICAL RESULTS****1-7GHz**

No.	Frequency (MHz)	Reading (dBuV)	Correct (dB/m)	Result (dBuV/m)	Limit (dBuV/m)	Margin (dB)	Remark
1	1330.000	52.61	-12.95	39.66	74.00	-34.34	peak
2	1876.000	48.48	-10.66	37.82	74.00	-36.18	peak
3	1990.000	49.48	-10.68	38.80	74.00	-35.20	peak
4	3322.000	42.61	-5.64	36.97	74.00	-37.03	peak
5	5128.000	48.18	0.93	49.11	74.00	-24.89	peak
6	6922.000	41.12	5.21	46.33	74.00	-27.67	peak

Note: 1. Measurement = Reading Level + Correct Factor.

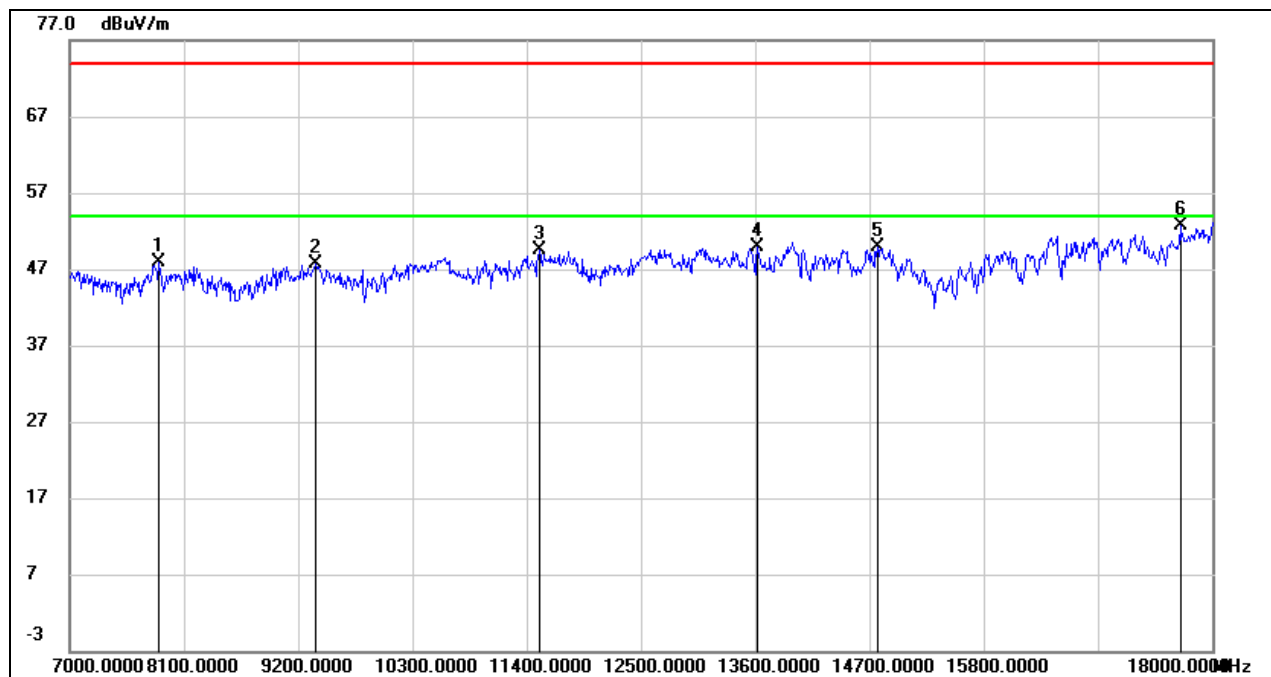
2. If Peak Result complies with AV limit, AV Result is deemed to comply with AV limit.

3. Peak: Peak detector.

4. Filter losses were only considered in the spurious frequency bands and the authorized band was not corrected for Band reject filter losses.

5. Proper operation of the transmitter prior to adding the filter to the measurement chain.

6. Owing to the highest peak level of unwanted emission out of the restricted bands complies with the lowest limit(54dBuV/m), so all the test point was deemed to comply with the limits list in the standard.

**7-18GHz**

No.	Frequency (MHz)	Reading (dBuV)	Correct (dB/m)	Result (dBuV/m)	Limit (dBuV/m)	Margin (dB)	Remark
1	7858.000	40.15	7.84	47.99	74.00	-26.01	peak
2	9365.000	38.03	9.72	47.75	74.00	-26.25	peak
3	11521.000	36.04	13.40	49.44	74.00	-24.56	peak
4	13622.000	33.79	16.08	49.87	74.00	-24.13	peak
5	14777.000	33.83	16.10	49.93	74.00	-24.07	peak
6	17692.000	30.33	22.44	52.77	74.00	-21.23	peak

Note: 1. Measurement = Reading Level + Correct Factor.

2. If Peak Result complies with AV limit, AV Result is deemed to comply with AV limit.

3. Peak: Peak detector.

4. Filter losses were only considered in the spurious frequency bands and the authorized band was not corrected for HPF losses.

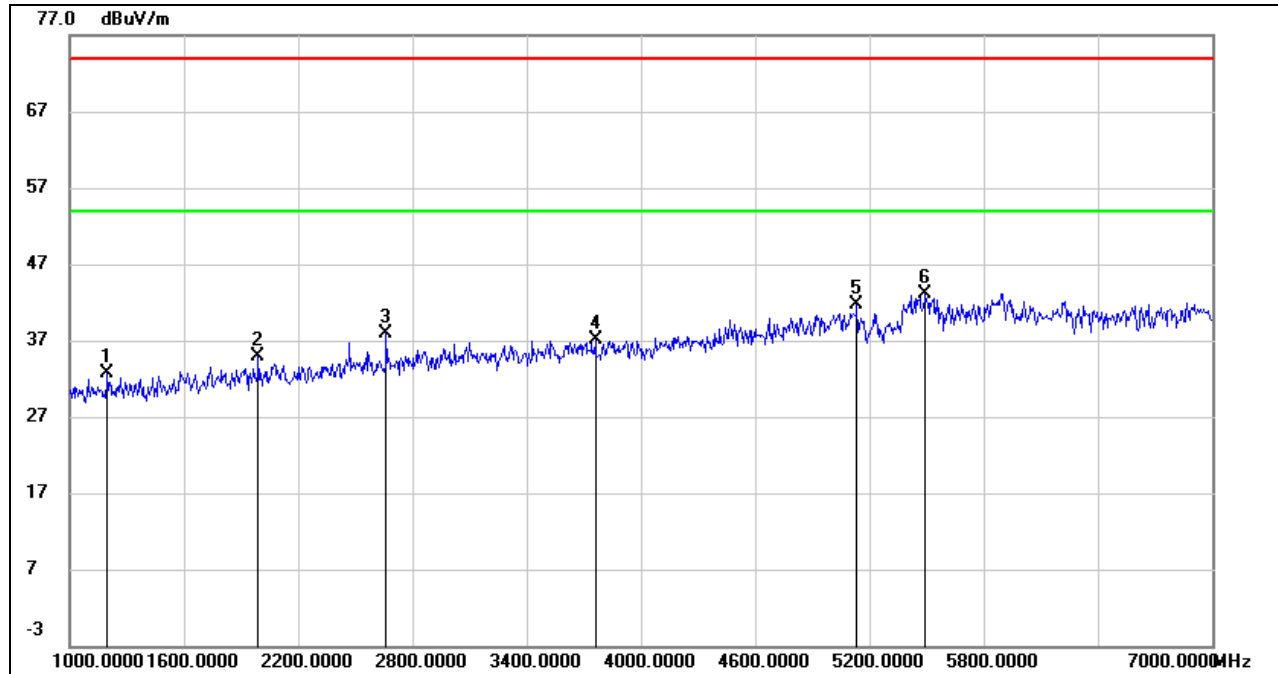
5. Proper operation of the transmitter prior to adding the filter to the measurement chain.

6. Owing to the highest peak level of unwanted emission out of the restricted bands complies with the lowest limit(54dBuV/m), so all the test point was deemed to comply with the limits list in the standard.



HARMONICS AND SPURIOUS EMISSIONS HIGH CHANNEL

HORIZONTAL RESULTS 1-7GHz

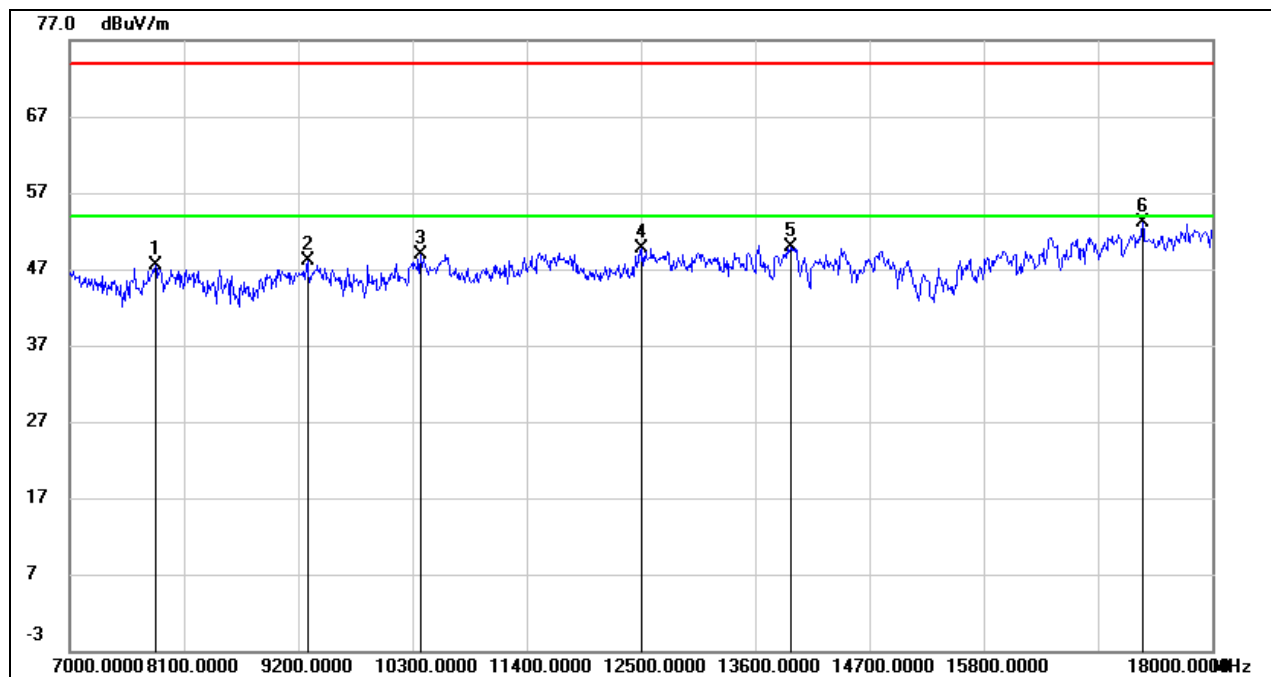


No.	Frequency (MHz)	Reading (dBuV)	Correct (dB/m)	Result (dBuV/m)	Limit (dBuV/m)	Margin (dB)	Remark
1	1198.000	45.89	-13.28	32.61	74.00	-41.39	peak
2	1990.000	45.65	-10.68	34.97	74.00	-39.03	peak
3	2662.000	45.96	-8.13	37.83	74.00	-36.17	peak
4	3760.000	41.30	-4.23	37.07	74.00	-36.93	peak
5	5134.000	40.82	0.97	41.79	74.00	-32.21	peak
6	5494.000	40.86	2.29	43.15	74.00	-30.85	peak

Note: 1. Measurement = Reading Level + Correct Factor.
2. If Peak Result complies with AV limit, AV Result is deemed to comply with AV limit.
3. Peak: Peak detector.
4. Filter losses were only considered in the spurious frequency bands and the authorized band was not corrected for Band reject filter losses.
5. Proper operation of the transmitter prior to adding the filter to the measurement chain.
6. Owing to the highest peak level of unwanted emission out of the restricted bands complies with the lowest limit(54dBuV/m), so all the test point was deemed to comply with the limits list in the standard.

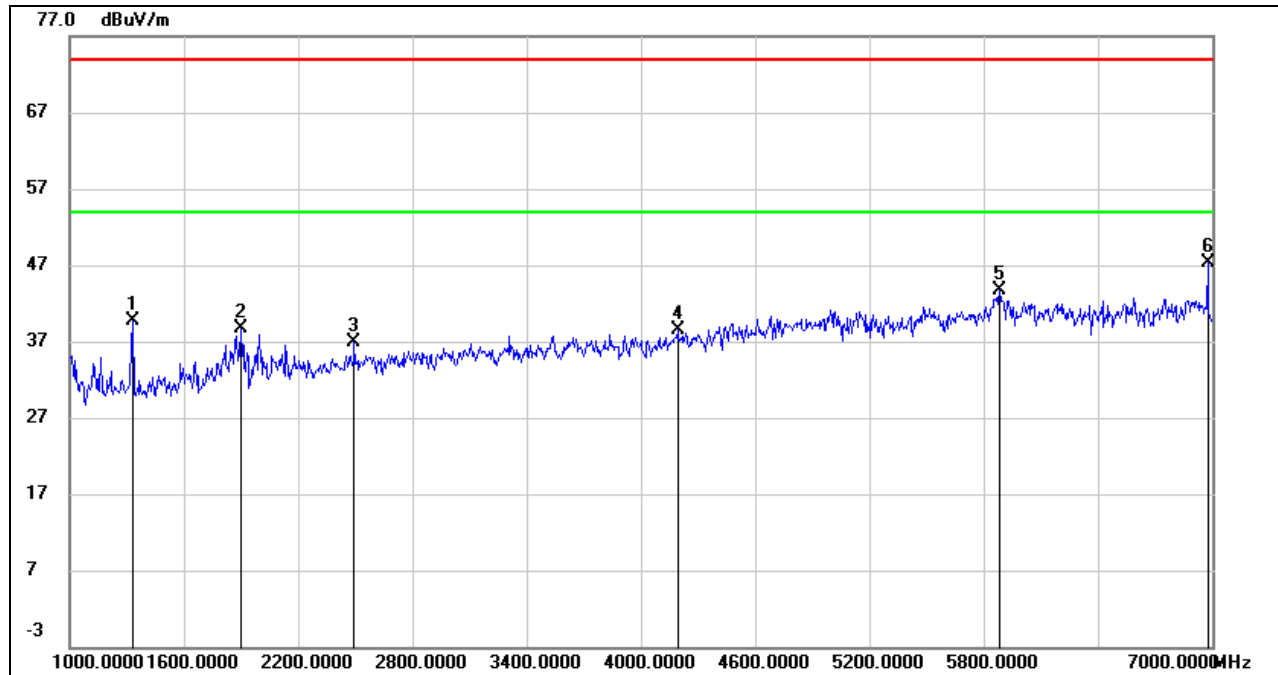


HORIZONTAL RESULTS
7-18GHz



No.	Frequency (MHz)	Reading (dBuV)	Correct (dB/m)	Result (dBuV/m)	Limit (dBuV/m)	Margin (dB)	Remark
1	7825.000	39.37	8.04	47.41	74.00	-26.59	peak
2	9288.000	38.83	9.26	48.09	74.00	-25.91	peak
3	10377.000	37.72	11.20	48.92	74.00	-25.08	peak
4	12511.000	34.86	14.80	49.66	74.00	-24.34	peak
5	13941.000	33.65	16.16	49.81	74.00	-24.19	peak
6	17329.000	31.38	21.78	53.16	74.00	-20.84	peak

Note: 1. Measurement = Reading Level + Correct Factor.
2. If Peak Result complies with AV limit, AV Result is deemed to comply with AV limit.
3. Peak: Peak detector.
4. Filter losses were only considered in the spurious frequency bands and the authorized band was not corrected for HPF losses.
5. Proper operation of the transmitter prior to adding the filter to the measurement chain.
6. Owing to the highest peak level of unwanted emission out of the restricted bands complies with the lowest limit(54dBuV/m), so all the test point was deemed to comply with the limits list in the standard.

**VERTICAL RESULTS**
1-7GHz

No.	Frequency (MHz)	Reading (dBuV)	Correct (dB/m)	Result (dBuV/m)	Limit (dBuV/m)	Margin (dB)	Remark
1	1330.000	52.62	-12.95	39.67	74.00	-34.33	peak
2	1900.000	49.35	-10.64	38.71	74.00	-35.29	peak
3	2494.000	45.12	-8.13	36.99	74.00	-37.01	peak
4	4192.000	41.30	-2.80	38.50	74.00	-35.50	peak
5	5884.000	39.65	4.03	43.68	74.00	-30.32	peak
6	6976.000	42.06	5.25	47.31	74.00	-26.69	peak

Note: 1. Measurement = Reading Level + Correct Factor.

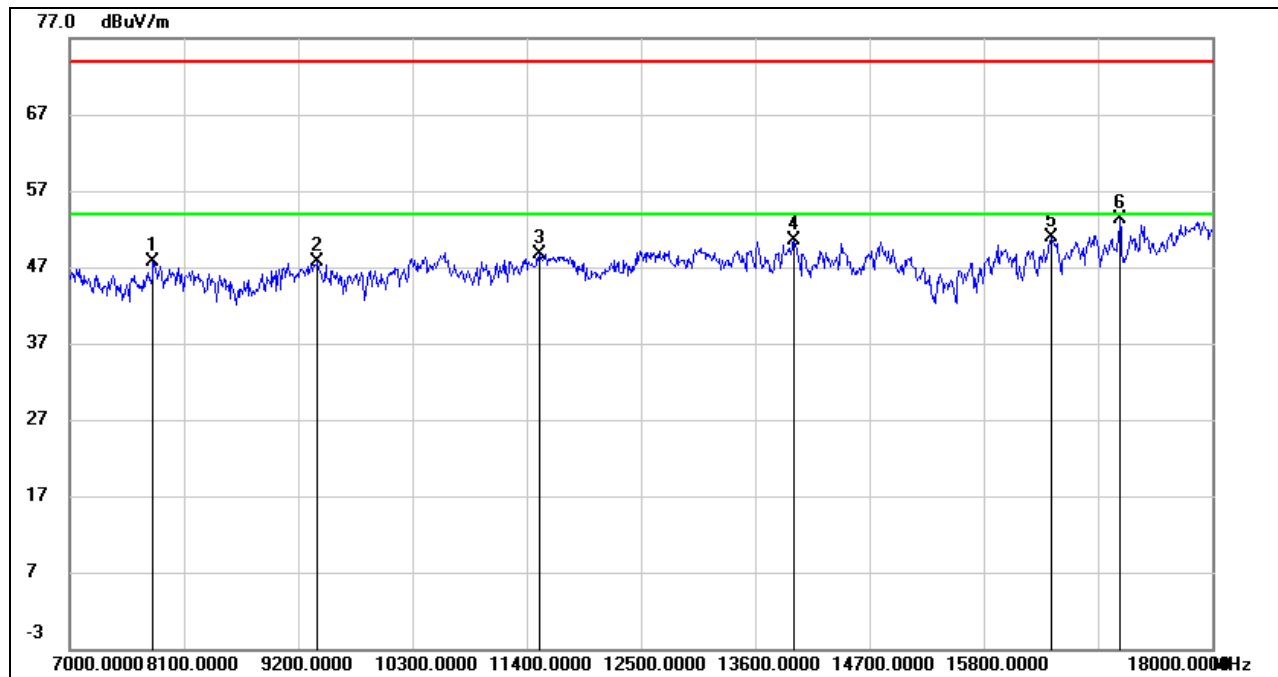
2. If Peak Result complies with AV limit, AV Result is deemed to comply with AV limit.

3. Peak: Peak detector.

4. Filter losses were only considered in the spurious frequency bands and the authorized band was not corrected for Band reject filter losses.

5. Proper operation of the transmitter prior to adding the filter to the measurement chain.

6. Owing to the highest peak level of unwanted emission out of the restricted bands complies with the lowest limit(54dBuV/m), so all the test point was deemed to comply with the limits list in the standard.

**7-18GHz**

No.	Frequency (MHz)	Reading (dBuV)	Correct (dB/m)	Result (dBuV/m)	Limit (dBuV/m)	Margin (dB)	Remark
1	7803.000	39.61	8.15	47.76	74.00	-26.24	peak
2	9387.000	37.80	9.86	47.66	74.00	-26.34	peak
3	11521.000	35.35	13.40	48.75	74.00	-25.25	peak
4	13974.000	34.28	16.16	50.44	74.00	-23.56	peak
5	16449.000	31.50	19.45	50.95	74.00	-23.05	peak
6	17109.000	32.39	20.91	53.30	74.00	-20.70	peak

Note: 1. Measurement = Reading Level + Correct Factor.

2. If Peak Result complies with AV limit, AV Result is deemed to comply with AV limit.

3. Peak: Peak detector.

4. Filter losses were only considered in the spurious frequency bands and the authorized band was not corrected for HPF losses.

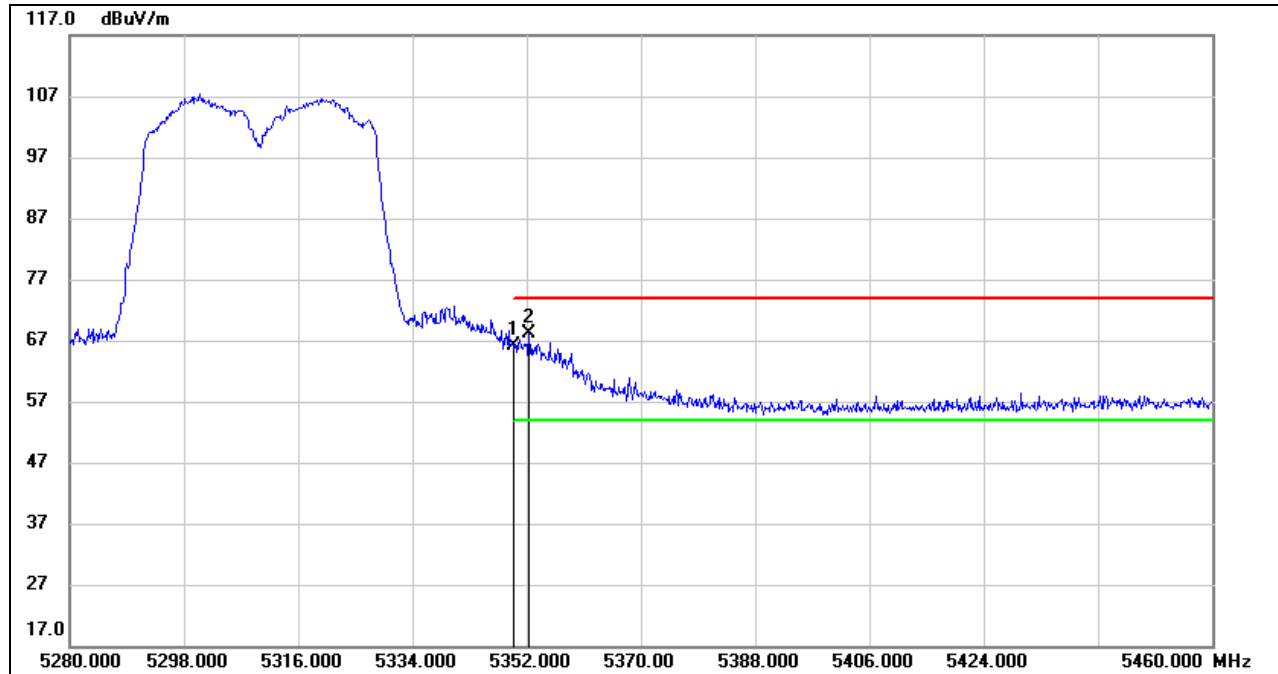
5. Proper operation of the transmitter prior to adding the filter to the measurement chain.

6. Owing to the highest peak level of unwanted emission out of the restricted bands complies with the lowest limit(54dBuV/m), so all the test point was deemed to comply with the limits list in the standard.



8.3.2. UNII-2A BAND
RESTRICTED BANDEDGE HIGH CHANNEL

HORIZONTAL RESULTS
PEAK

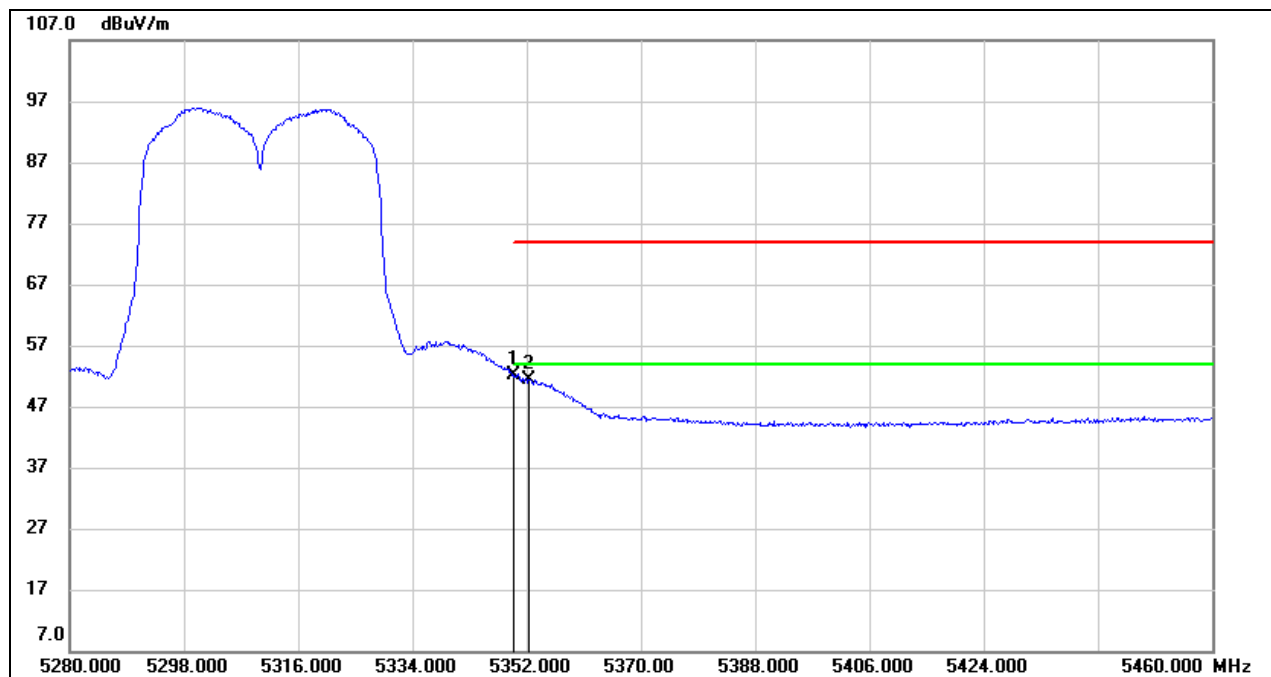


No.	Frequency (MHz)	Reading (dBuV)	Correct (dB/m)	Result (dBuV/m)	Limit (dBuV/m)	Margin (dB)	Remark
1	5350.000	25.58	40.64	66.22	74.00	-7.78	peak
2	5352.360	27.59	40.63	68.22	74.00	-5.78	peak

Note: 1. Measurement = Reading Level + Correct Factor.
2. If Peak Result complies with AV limit, AV Result is deemed to comply with AV limit.
3. Peak: Peak detector.
4. Only the worst case emission will be recorder, if it complies with the limit, the other emissions deemed to comply with the limit.



AVG

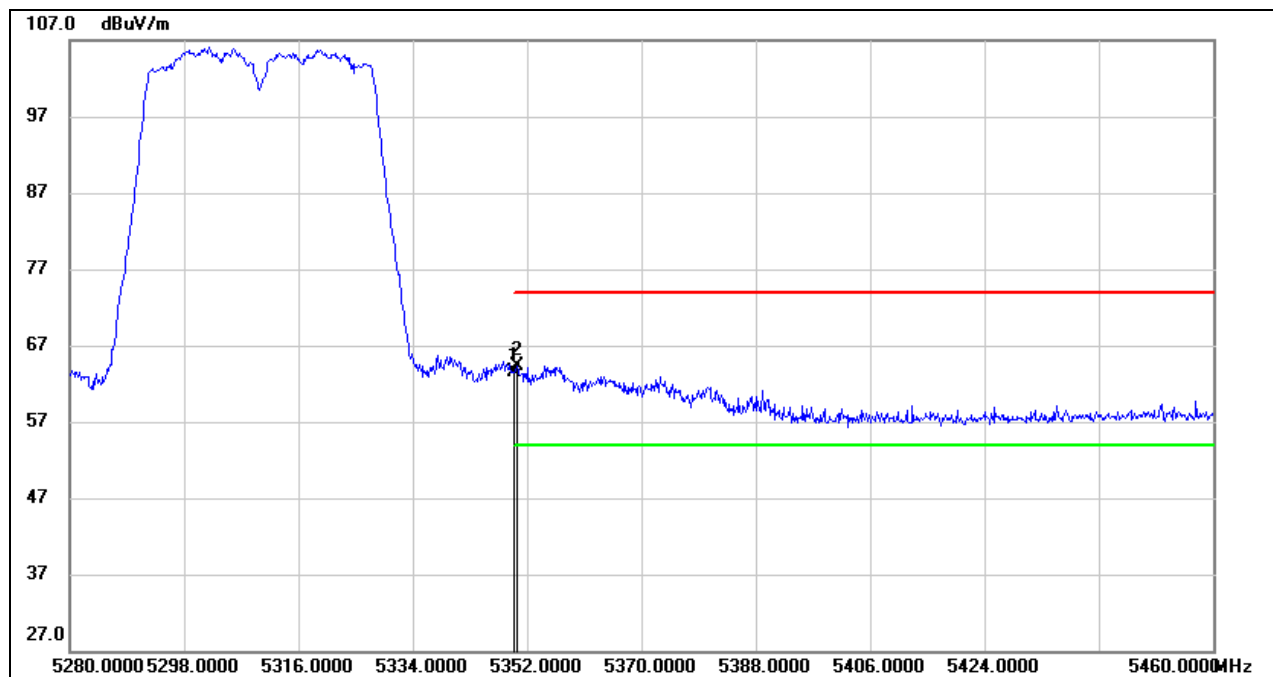


No.	Frequency (MHz)	Reading (dBuV)	Correct (dB/m)	Result (dBuV/m)	Limit (dBuV/m)	Margin (dB)	Remark
1	5350.000	11.37	40.64	52.01	54.00	-1.99	AVG
2	5352.360	10.81	40.63	51.44	54.00	-2.56	AVG

Note: 1. Measurement = Reading Level + Correct Factor.
2. AVG: VBW=1/Ton where: ton is transmit duration.
3. For duty cycle, please refer to clause 7.1.
4. Only the worst case emission will be recorder, if it complies with the limit, the other emissions deemed to comply with the limit.



VERTICAL RESULTS
PEAK

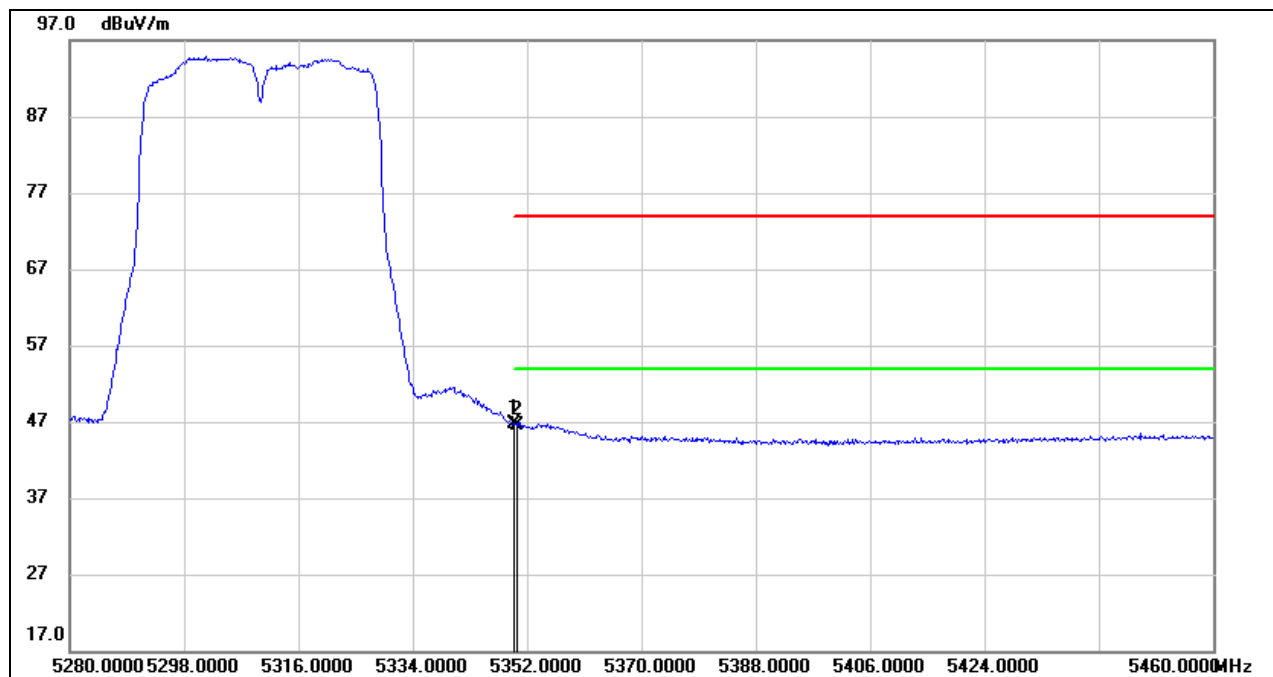


No.	Frequency (MHz)	Reading (dBuV)	Correct (dB/m)	Result (dBuV/m)	Limit (dBuV/m)	Margin (dB)	Remark
1	5350.000	22.94	40.64	63.58	74.00	-10.42	peak
2	5350.380	23.67	40.64	64.31	74.00	-9.69	peak

Note: 1. Measurement = Reading Level + Correct Factor.
2. If Peak Result complies with AV limit, AV Result is deemed to comply with AV limit.
3. Peak: Peak detector.
4. Only the worst case emission will be recorder, if it complies with the limit, the other emissions deemed to comply with the limit.

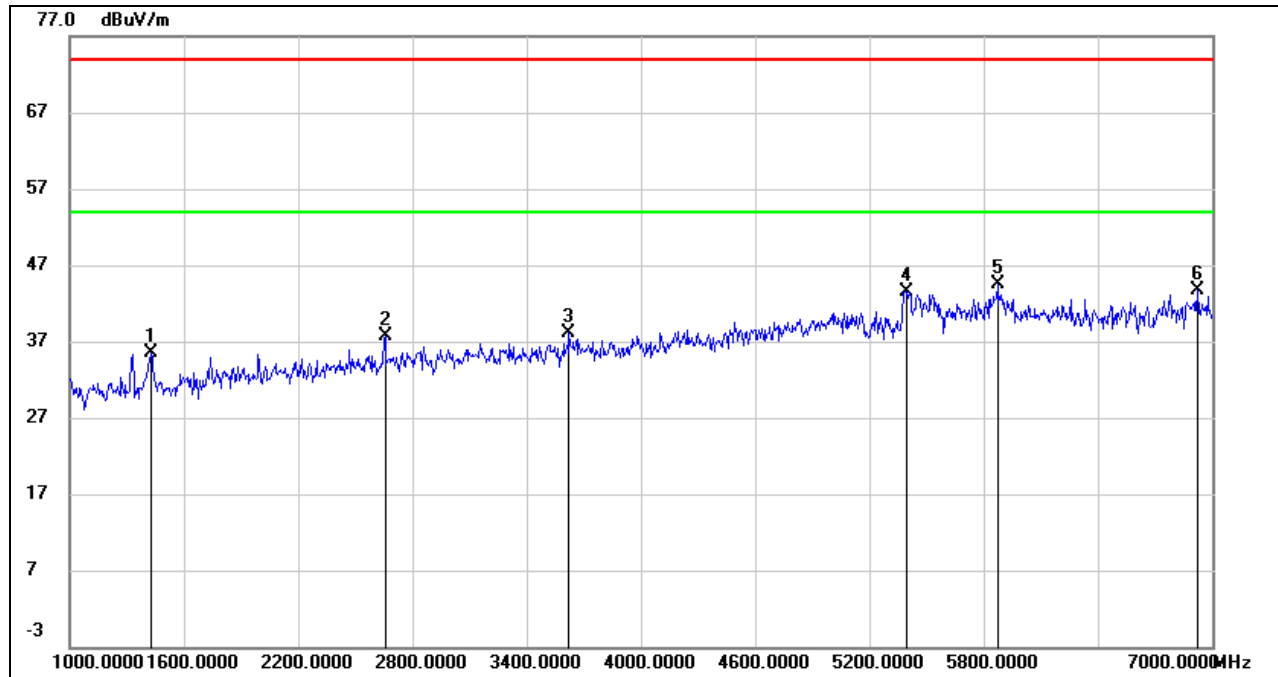


AVG



No.	Frequency (MHz)	Reading (dBuV)	Correct (dB/m)	Result (dBuV/m)	Limit (dBuV/m)	Margin (dB)	Remark
1	5350.000	6.00	40.64	46.64	54.00	-7.36	AVG
2	5350.380	5.91	40.64	46.55	54.00	-7.45	AVG

Note: 1. Measurement = Reading Level + Correct Factor.
2. AVG: VBW=1/Ton where: ton is transmit duration.
3. For duty cycle, please refer to clause 7.1.
4. Only the worst case emission will be recorder, if it complies with the limit, the other emissions deemed to comply with the limit.

**HARMONICS AND SPURIOUS EMISSIONS LOW CHANNEL****HORIZONTAL RESULTS**
1-7GHz

No.	Frequency (MHz)	Reading (dBuV)	Correct (dB/m)	Result (dBuV/m)	Limit (dBuV/m)	Margin (dB)	Remark
1	1426.000	48.52	-13.02	35.50	74.00	-38.50	peak
2	2656.000	45.78	-8.16	37.62	74.00	-36.38	peak
3	3622.000	42.89	-4.76	38.13	74.00	-35.87	peak
4	5392.000	42.52	1.07	43.59	74.00	-30.41	peak
5	5872.000	40.60	3.82	44.42	74.00	-29.58	peak
6	6922.000	38.57	5.21	43.78	74.00	-30.22	peak

Note: 1. Measurement = Reading Level + Correct Factor.

2. If Peak Result complies with AV limit, AV Result is deemed to comply with AV limit.

3. Peak: Peak detector.

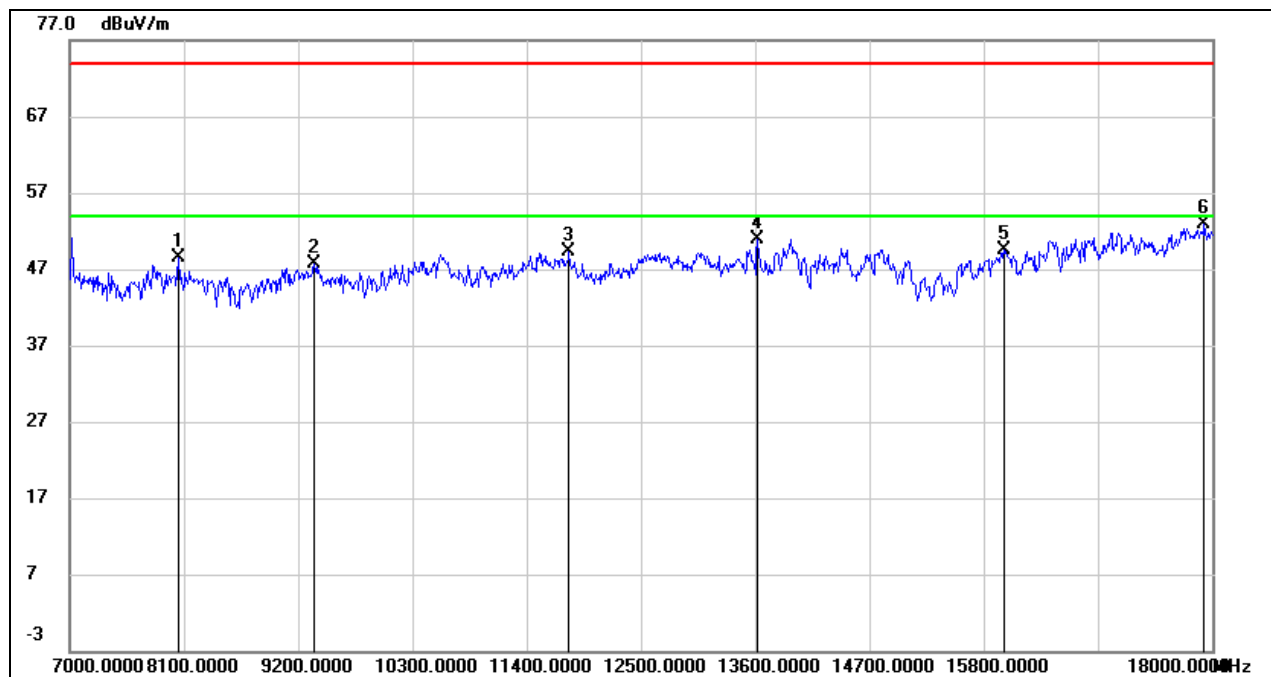
4. Filter losses were only considered in the spurious frequency bands and the authorized band was not corrected for Band reject filter losses.

5. Proper operation of the transmitter prior to adding the filter to the measurement chain.

6. Owing to the highest peak level of unwanted emission out of the restricted bands complies with the lowest limit(54dBuV/m), so all the test point was deemed to comply with the limits list in the standard.

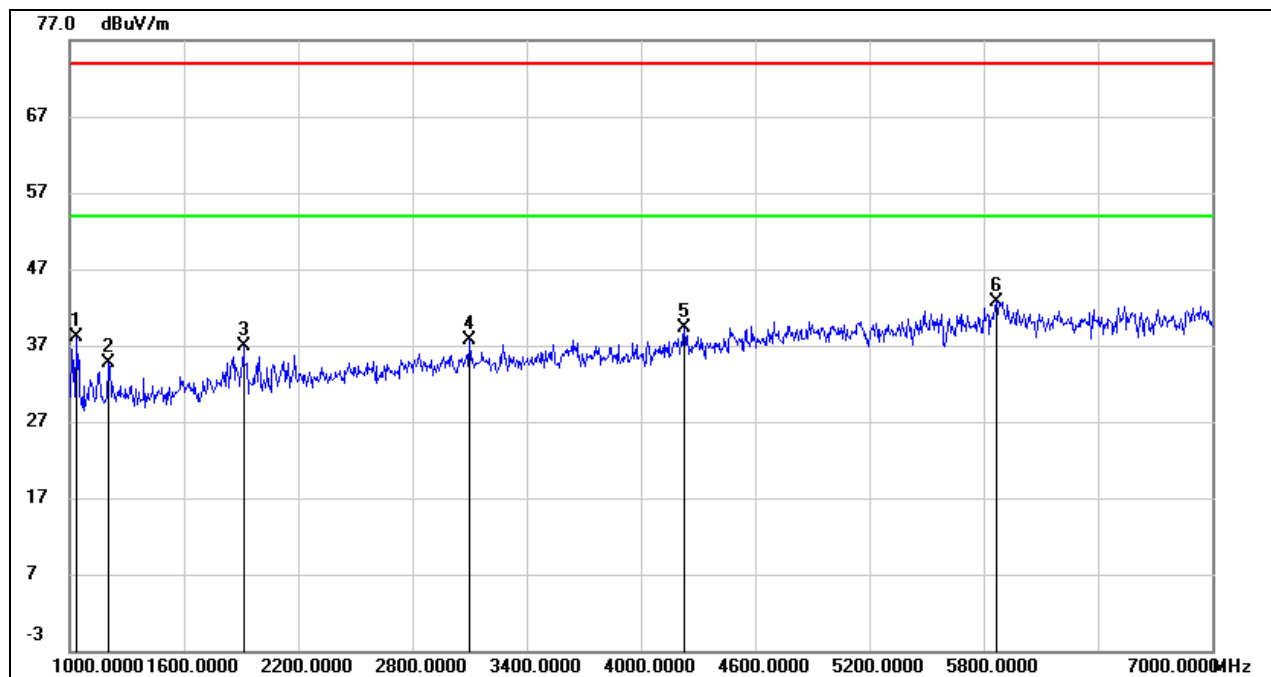


HORIZONTAL RESULTS
7-18GHz



No.	Frequency (MHz)	Reading (dBuV)	Correct (dB/m)	Result (dBuV/m)	Limit (dBuV/m)	Margin (dB)	Remark
1	8045.000	40.67	7.75	48.42	74.00	-25.58	peak
2	9354.000	38.06	9.64	47.70	74.00	-26.30	peak
3	11807.000	36.02	13.27	49.29	74.00	-24.71	peak
4	13622.000	34.81	16.08	50.89	74.00	-23.11	peak
5	15998.000	31.73	17.80	49.53	74.00	-24.47	peak
6	17923.000	29.43	23.42	52.85	74.00	-21.15	peak

Note: 1. Measurement = Reading Level + Correct Factor.
2. If Peak Result complies with AV limit, AV Result is deemed to comply with AV limit.
3. Peak: Peak detector.
4. Filter losses were only considered in the spurious frequency bands and the authorized band was not corrected for HPF losses.
5. Proper operation of the transmitter prior to adding the filter to the measurement chain.
6. Owing to the highest peak level of unwanted emission out of the restricted bands complies with the lowest limit(54dBuV/m), so all the test point was deemed to comply with the limits list in the standard.

**VERTICAL RESULTS****1-7GHz**

No.	Frequency (MHz)	Reading (dBuV)	Correct (dB/m)	Result (dBuV/m)	Limit (dBuV/m)	Margin (dB)	Remark
1	1036.000	52.37	-14.31	38.06	74.00	-35.94	peak
2	1204.000	47.97	-13.25	34.72	74.00	-39.28	peak
3	1912.000	47.55	-10.64	36.91	74.00	-37.09	peak
4	3100.000	43.37	-5.66	37.71	74.00	-36.29	peak
5	4228.000	42.21	-2.82	39.39	74.00	-34.61	peak
6	5866.000	39.10	3.70	42.80	74.00	-31.20	peak

Note: 1. Measurement = Reading Level + Correct Factor.

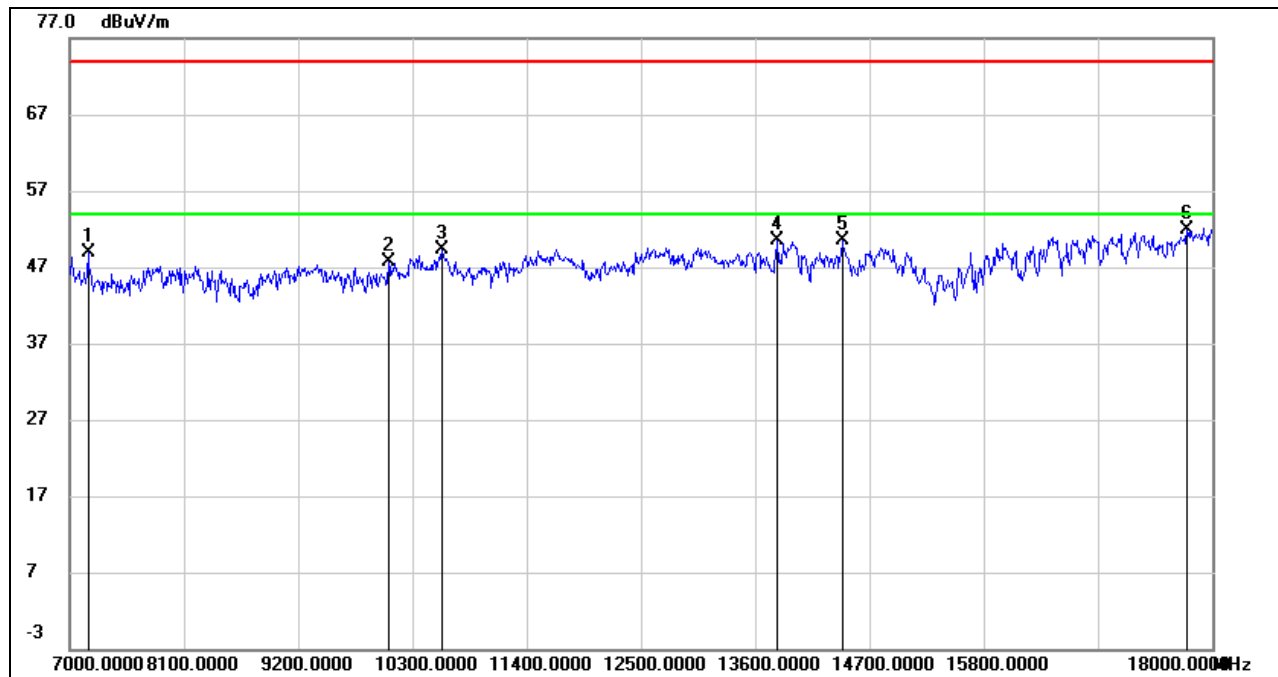
2. If Peak Result complies with AV limit, AV Result is deemed to comply with AV limit.

3. Peak: Peak detector.

4. Filter losses were only considered in the spurious frequency bands and the authorized band was not corrected for Band reject filter losses.

5. Proper operation of the transmitter prior to adding the filter to the measurement chain.

6. Owing to the highest peak level of unwanted emission out of the restricted bands complies with the lowest limit(54dBuV/m), so all the test point was deemed to comply with the limits list in the standard.

**7-18GHz**

No.	Frequency (MHz)	Reading (dBuV)	Correct (dB/m)	Result (dBuV/m)	Limit (dBuV/m)	Margin (dB)	Remark
1	7176.000	42.43	6.54	48.97	74.00	-25.03	peak
2	10069.000	37.08	10.59	47.67	74.00	-26.33	peak
3	10586.000	36.97	12.30	49.27	74.00	-24.73	peak
4	13809.000	33.55	16.99	50.54	74.00	-23.46	peak
5	14436.000	33.94	16.64	50.58	74.00	-23.42	peak
6	17758.000	28.78	23.03	51.81	74.00	-22.19	peak

Note: 1. Measurement = Reading Level + Correct Factor.

2. If Peak Result complies with AV limit, AV Result is deemed to comply with AV limit.

3. Peak: Peak detector.

4. Filter losses were only considered in the spurious frequency bands and the authorized band was not corrected for HPF losses.

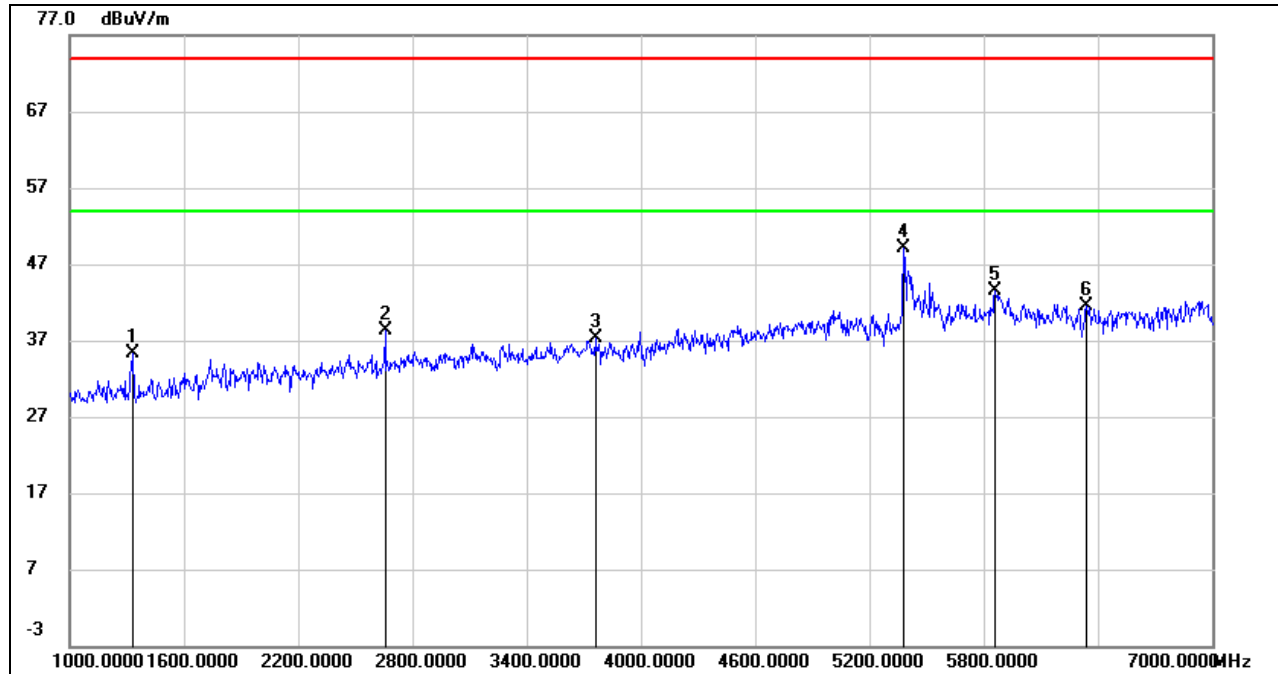
5. Proper operation of the transmitter prior to adding the filter to the measurement chain.

6. Owing to the highest peak level of unwanted emission out of the restricted bands complies with the lowest limit(54dBuV/m), so all the test point was deemed to comply with the limits list in the standard.



HARMONICS AND SPURIOUS EMISSIONS HIGH CHANNEL

HORIZONTAL RESULTS 1-7GHz



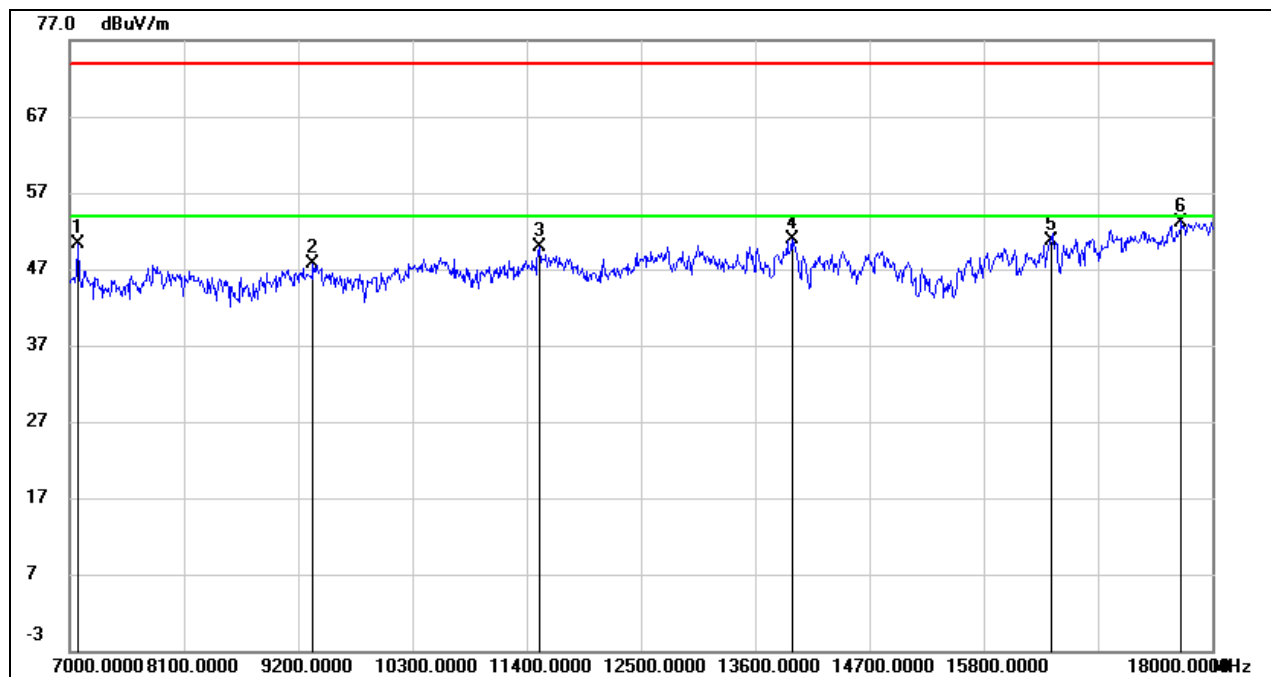
No.	Frequency (MHz)	Reading (dBuV)	Correct (dB/m)	Result (dBuV/m)	Limit (dBuV/m)	Margin (dB)	Remark
1	1330.000	48.31	-12.95	35.36	74.00	-38.64	peak
2	2656.000	46.40	-8.16	38.24	74.00	-35.76	peak
3	3760.000	41.45	-4.23	37.22	74.00	-36.78	peak
4	5380.000	48.09	1.11	49.20	74.00	-24.80	peak
5	5860.000	39.86	3.60	43.46	74.00	-30.54	peak
6	6340.000	38.02	3.45	41.47	74.00	-32.53	peak

Note: 1. Measurement = Reading Level + Correct Factor.
2. If Peak Result complies with AV limit, AV Result is deemed to comply with AV limit.
3. Peak: Peak detector.
4. Filter losses were only considered in the spurious frequency bands and the authorized band was not corrected for Band reject filter losses.
5. Proper operation of the transmitter prior to adding the filter to the measurement chain.
6. Owing to the highest peak level of unwanted emission out of the restricted bands complies with the lowest limit(54dBuV/m), so all the test point was deemed to comply with the limits list in the standard.



HORIZONTAL RESULTS

7-18GHz



No.	Frequency (MHz)	Reading (dBuV)	Correct (dB/m)	Result (dBuV/m)	Limit (dBuV/m)	Margin (dB)	Remark
1	7077.000	43.64	6.58	50.22	74.00	-23.78	peak
2	9343.000	38.12	9.57	47.69	74.00	-26.31	peak
3	11521.000	36.51	13.40	49.91	74.00	-24.09	peak
4	13952.000	34.68	16.16	50.84	74.00	-23.16	peak
5	16449.000	31.35	19.45	50.80	74.00	-23.20	peak
6	17703.000	30.68	22.52	53.20	74.00	-20.80	peak

Note: 1. Measurement = Reading Level + Correct Factor.

2. If Peak Result complies with AV limit, AV Result is deemed to comply with AV limit.

3. Peak: Peak detector.

4. Filter losses were only considered in the spurious frequency bands and the authorized band was not corrected for HPF losses.

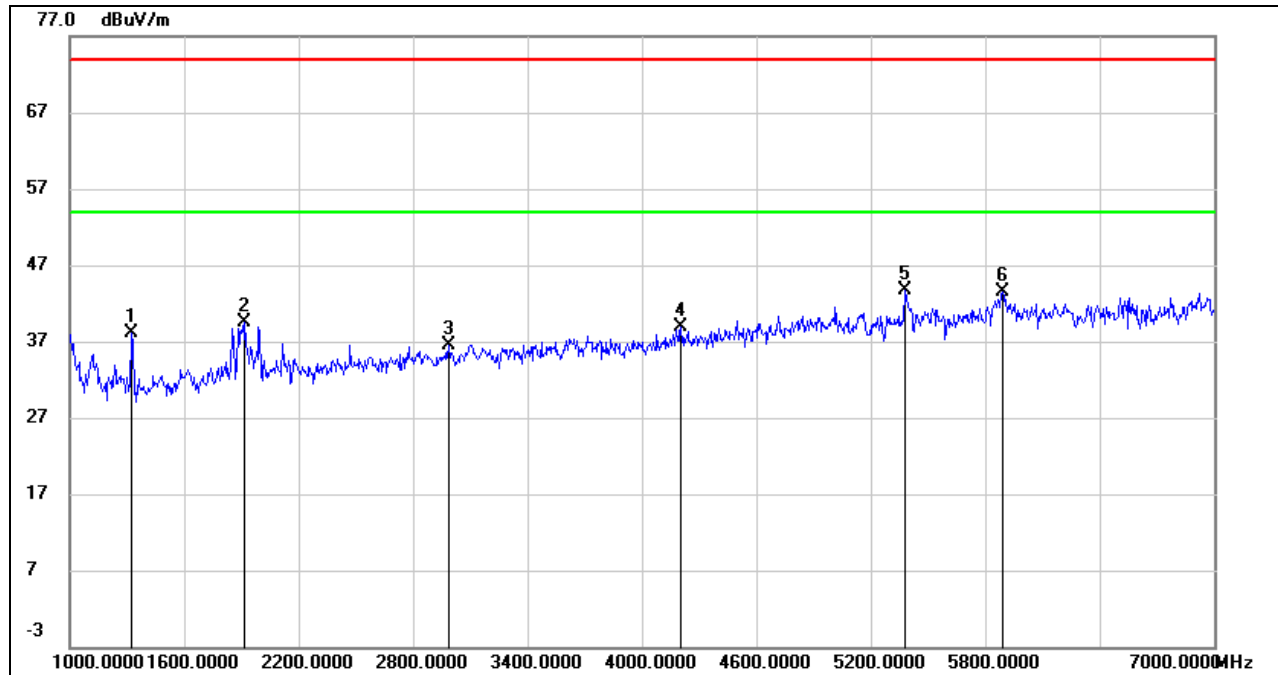
5. Proper operation of the transmitter prior to adding the filter to the measurement chain.

6. Owing to the highest peak level of unwanted emission out of the restricted bands complies with the lowest limit(54dBuV/m), so all the test point was deemed to comply with the limits list in the standard.



VERTICAL RESULTS

1-7GHz



No.	Frequency (MHz)	Reading (dBuV)	Correct (dB/m)	Result (dBuV/m)	Limit (dBuV/m)	Margin (dB)	Remark
1	1324.000	51.09	-12.94	38.15	74.00	-35.85	peak
2	1918.000	50.18	-10.65	39.53	74.00	-34.47	peak
3	2986.000	42.89	-6.34	36.55	74.00	-37.45	peak
4	4204.000	41.72	-2.73	38.99	74.00	-35.01	peak
5	5380.000	42.51	1.11	43.62	74.00	-30.38	peak
6	5890.000	39.35	4.15	43.50	74.00	-30.50	peak

Note: 1. Measurement = Reading Level + Correct Factor.

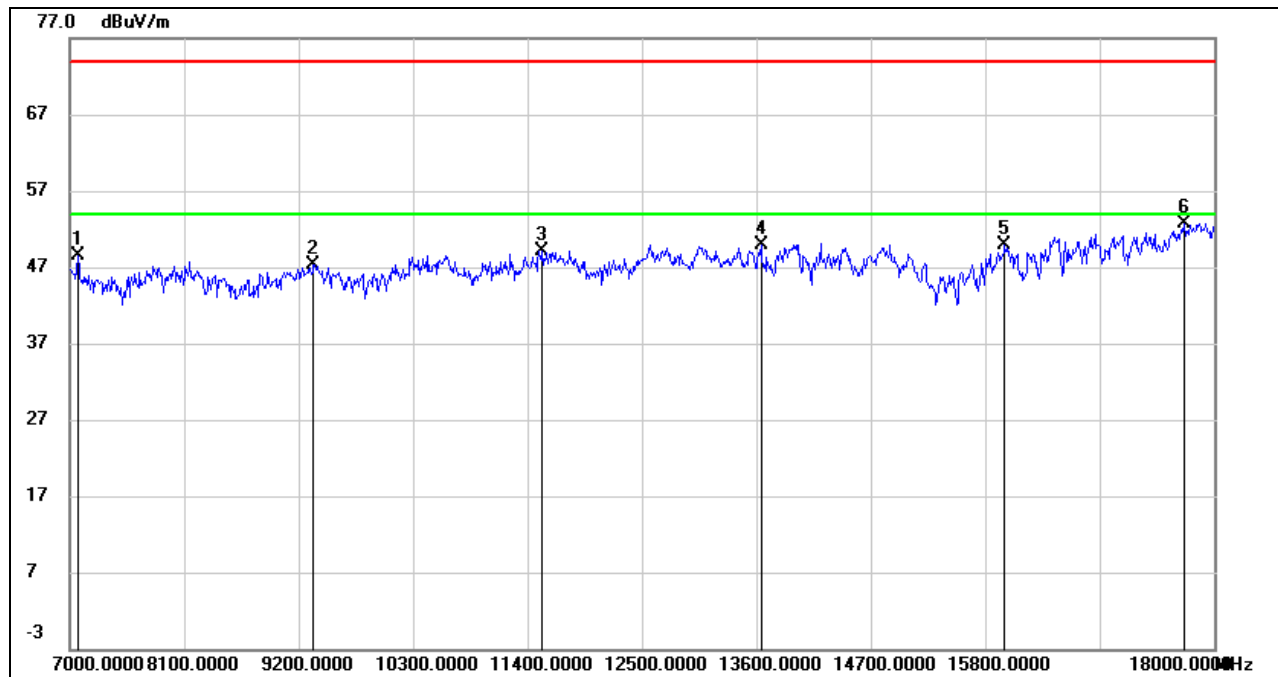
2. If Peak Result complies with AV limit, AV Result is deemed to comply with AV limit.

3. Peak: Peak detector.

4. Filter losses were only considered in the spurious frequency bands and the authorized band was not corrected for Band reject filter losses.

5. Proper operation of the transmitter prior to adding the filter to the measurement chain.

6. Owing to the highest peak level of unwanted emission out of the restricted bands complies with the lowest limit(54dBuV/m), so all the test point was deemed to comply with the limits list in the standard.

**7-18GHz**

No.	Frequency (MHz)	Reading (dBuV)	Correct (dB/m)	Result (dBuV/m)	Limit (dBuV/m)	Margin (dB)	Remark
1	7077.000	41.84	6.58	48.42	74.00	-25.58	peak
2	9343.000	37.80	9.57	47.37	74.00	-26.63	peak
3	11543.000	35.70	13.44	49.14	74.00	-24.86	peak
4	13644.000	33.79	16.08	49.87	74.00	-24.13	peak
5	15987.000	32.02	17.79	49.81	74.00	-24.19	peak
6	17714.000	30.09	22.62	52.71	74.00	-21.29	peak

Note: 1. Measurement = Reading Level + Correct Factor.

2. If Peak Result complies with AV limit, AV Result is deemed to comply with AV limit.

3. Peak: Peak detector.

4. Filter losses were only considered in the spurious frequency bands and the authorized band was not corrected for HPF losses.

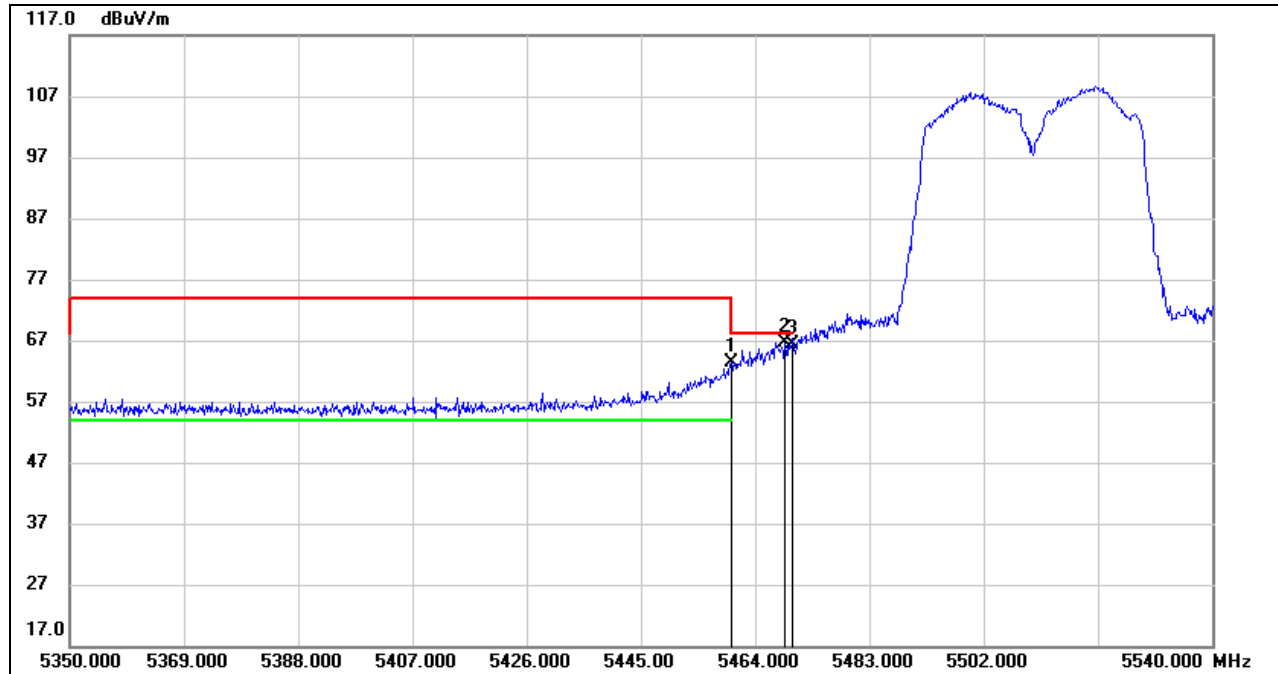
5. Proper operation of the transmitter prior to adding the filter to the measurement chain.

6. Owing to the highest peak level of unwanted emission out of the restricted bands complies with the lowest limit(54dBuV/m), so all the test point was deemed to comply with the limits list in the standard.



8.3.3. UNII-2C BAND
RESTRICTED BANDEDGE LOW CHANNEL

HORIZONTAL RESULTS
PEAK

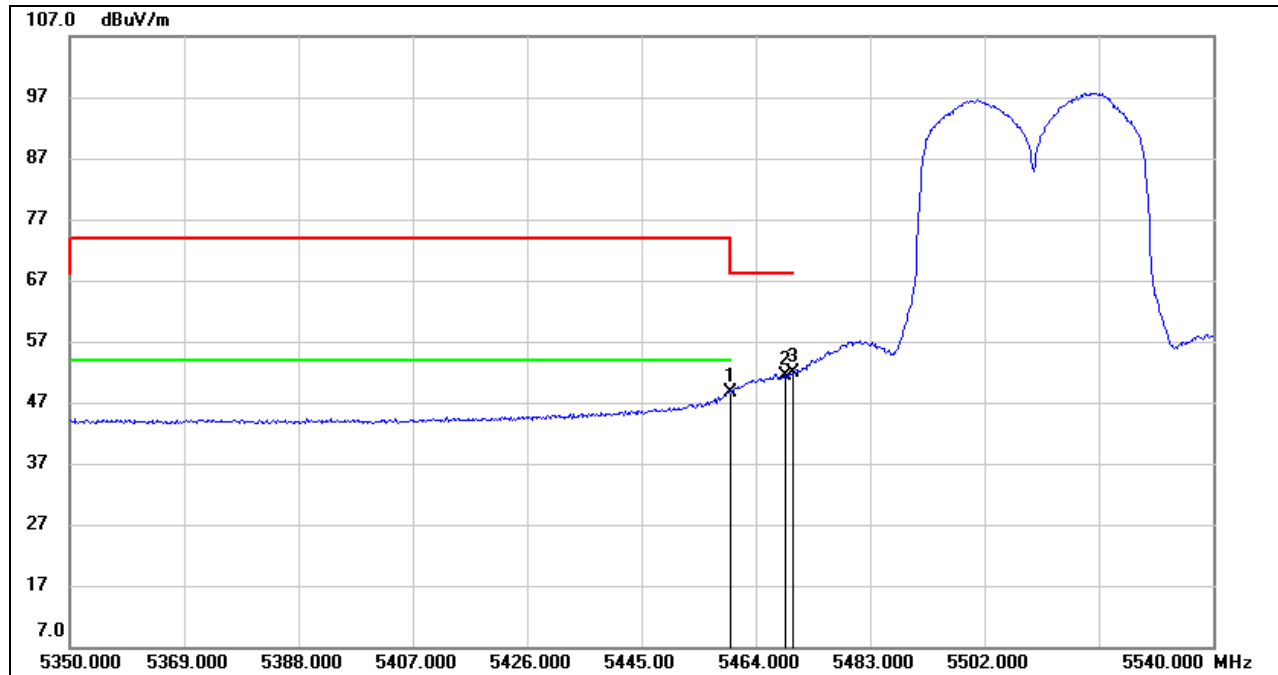


No.	Frequency (MHz)	Reading (dBuV)	Correct (dB/m)	Result (dBuV/m)	Limit (dBuV/m)	Margin (dB)	Remark
1	5460.000	22.12	41.28	63.40	68.20	-4.80	peak
2	5468.940	25.16	41.40	66.56	68.20	-1.64	peak
3	5470.000	24.98	41.41	66.39	68.20	-1.81	peak

Note: 1. Measurement = Reading Level + Correct Factor.
2. If Peak Result complies with AV limit, AV Result is deemed to comply with AV limit.
3. Peak: Peak detector.
4.*indicates frequency out of the restricted bands
5. Only the worst case emission will be recorder, if it complies with the limit, the other emissions deemed to comply with the limit.



AVG

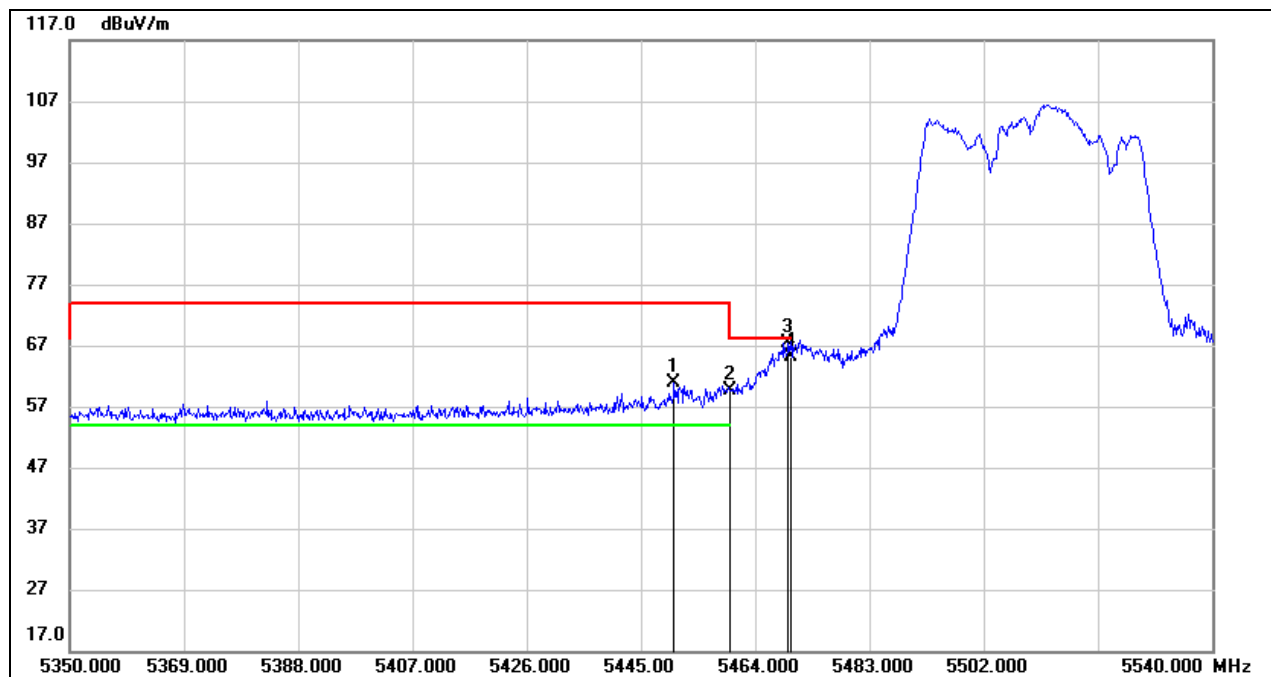


No.	Frequency (MHz)	Reading (dBuV)	Correct (dB/m)	Result (dBuV/m)	Limit (dBuV/m)	Margin (dB)	Remark
1	5460.000	7.33	41.28	48.61	54.00	-5.39	AVG
2	5468.940	9.90	41.40	51.30	68.20	-16.90	AVG
3	5470.000	10.39	41.41	51.80	68.20	-16.40	AVG

Note: 1. Measurement = Reading Level + Correct Factor.
2. AVG: $VBW=1/Ton$ where: ton is transmit duration.
3. For duty cycle, please refer to clause 7.1.
4. Only the worst case emission will be recorder, if it complies with the limit, the other emissions deemed to comply with the limit.



VERTICAL RESULTS
PEAK

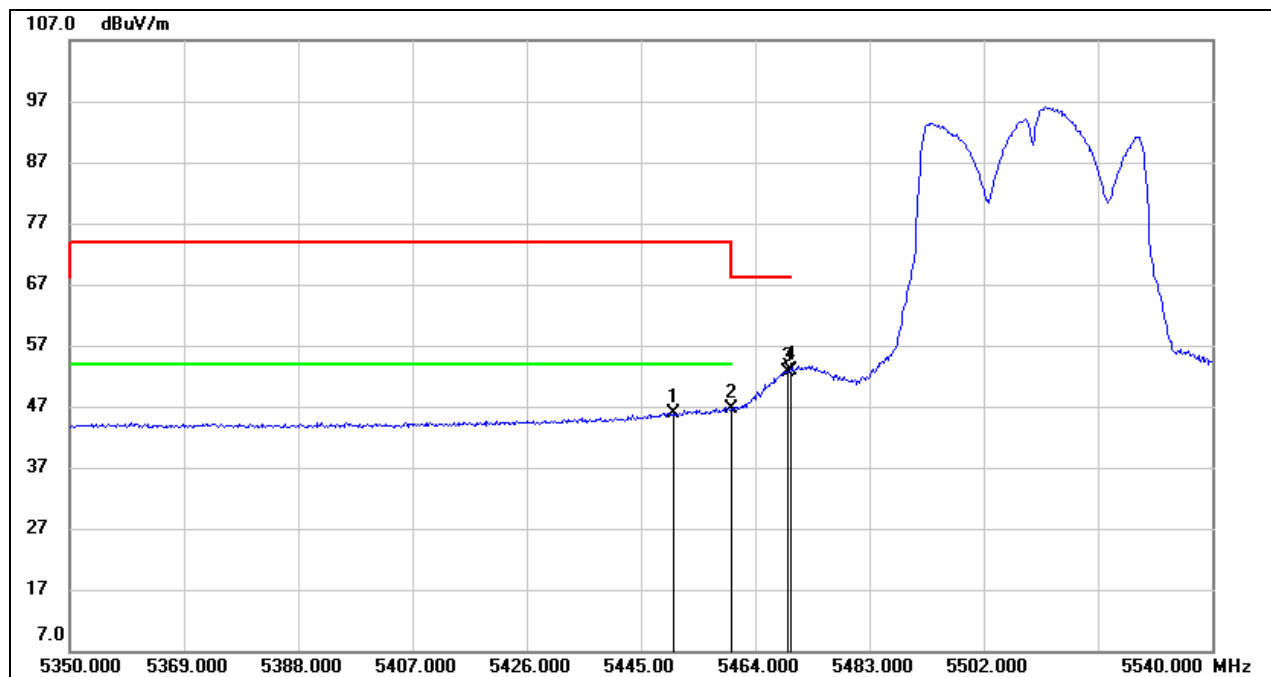


No.	Frequency (MHz)	Reading (dBuV)	Correct (dB/m)	Result (dBuV/m)	Limit (dBuV/m)	Margin (dB)	Remark
1	5450.510	19.66	41.16	60.82	74.00	-13.18	peak
2	5460.000	18.38	41.28	59.66	68.20	-8.54	peak
3	5469.510	25.91	41.40	67.31	68.20	-0.89	peak
4	5470.000	23.83	41.41	65.24	68.20	-2.96	peak

Note: 1. Measurement = Reading Level + Correct Factor.
2. If Peak Result complies with AV limit, AV Result is deemed to comply with AV limit.
3. Peak: Peak detector.
4.*indicates frequency out of the restricted bands
5. Only the worst case emission will be recorder, if it complies with the limit, the other emissions deemed to comply with the limit.

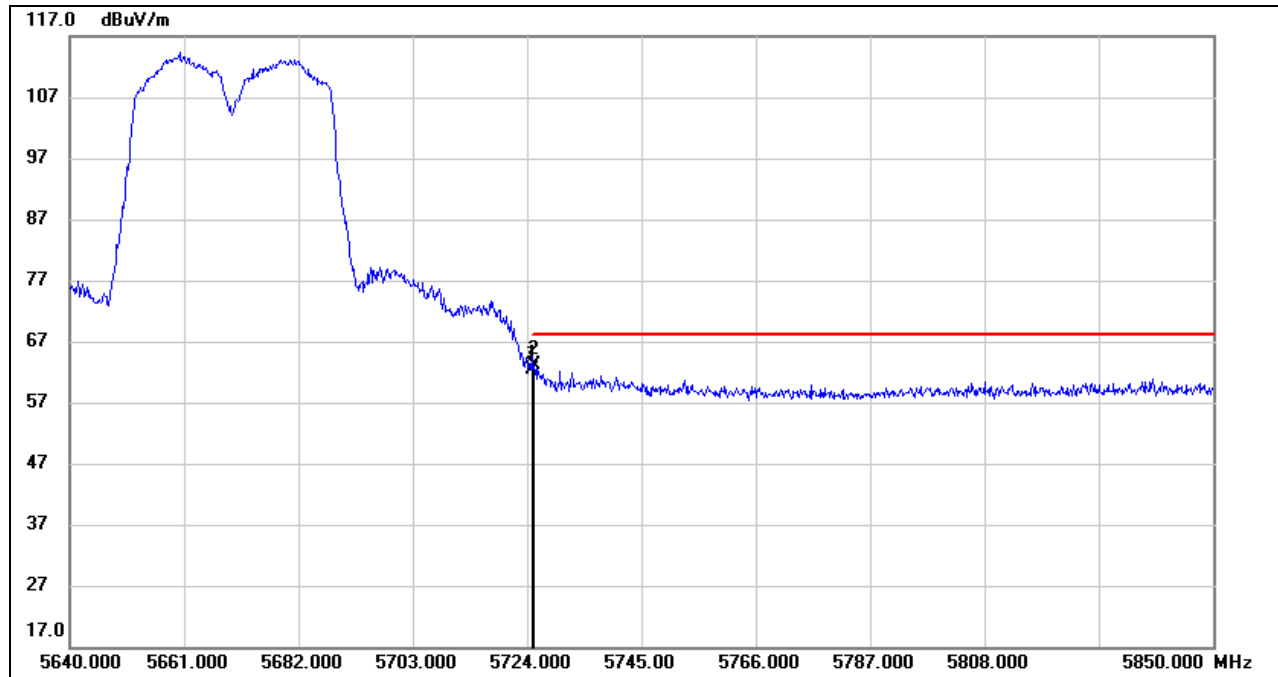


AVG



No.	Frequency (MHz)	Reading (dBuV)	Correct (dB/m)	Result (dBuV/m)	Limit (dBuV/m)	Margin (dB)	Remark
1	5450.510	4.65	41.16	45.81	54.00	-8.19	AVG
2	5460.000	5.27	41.28	46.55	54.00	-7.45	AVG
3	5469.510	11.11	41.40	52.51	68.20	-15.69	AVG
4	5470.000	11.54	41.41	52.95	68.20	-15.25	AVG

Note: 1. Measurement = Reading Level + Correct Factor.
2. AVG: $VBW=1/Ton$ where: ton is transmit duration.
3. For duty cycle, please refer to clause 7.1.
4. Only the worst case emission will be recorder, if it complies with the limit, the other emissions deemed to comply with the limit.

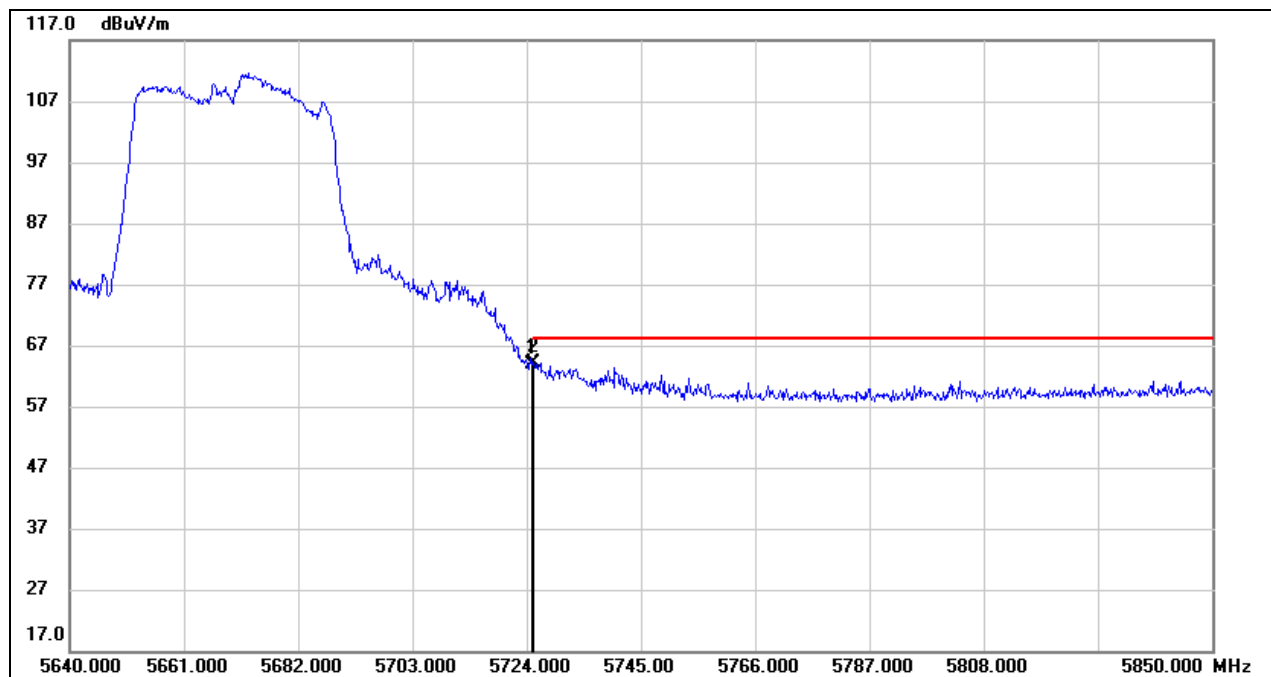
**RESTRICTED BANDEGE HIGH CHANNEL****HORIZONTAL RESULTS**
PEAK

No.	Frequency (MHz)	Reading (dBuV)	Correct (dB/m)	Result (dBuV/m)	Limit (dBuV/m)	Margin (dB)	Remark
1	5725.000	20.69	41.61	62.30	68.20	-5.90	peak
2	5725.260	21.61	41.61	63.22	68.20	-4.98	peak

Note: 1. Measurement = Reading Level + Correct Factor.
2. If Peak Result complies with AV limit, AV Result is deemed to comply with AV limit.
3. Peak: Peak detector.
4.*indicates frequency out of the restricted bands
5. Only the worst case emission will be recorder, if it complies with the limit, the other emissions deemed to comply with the limit.

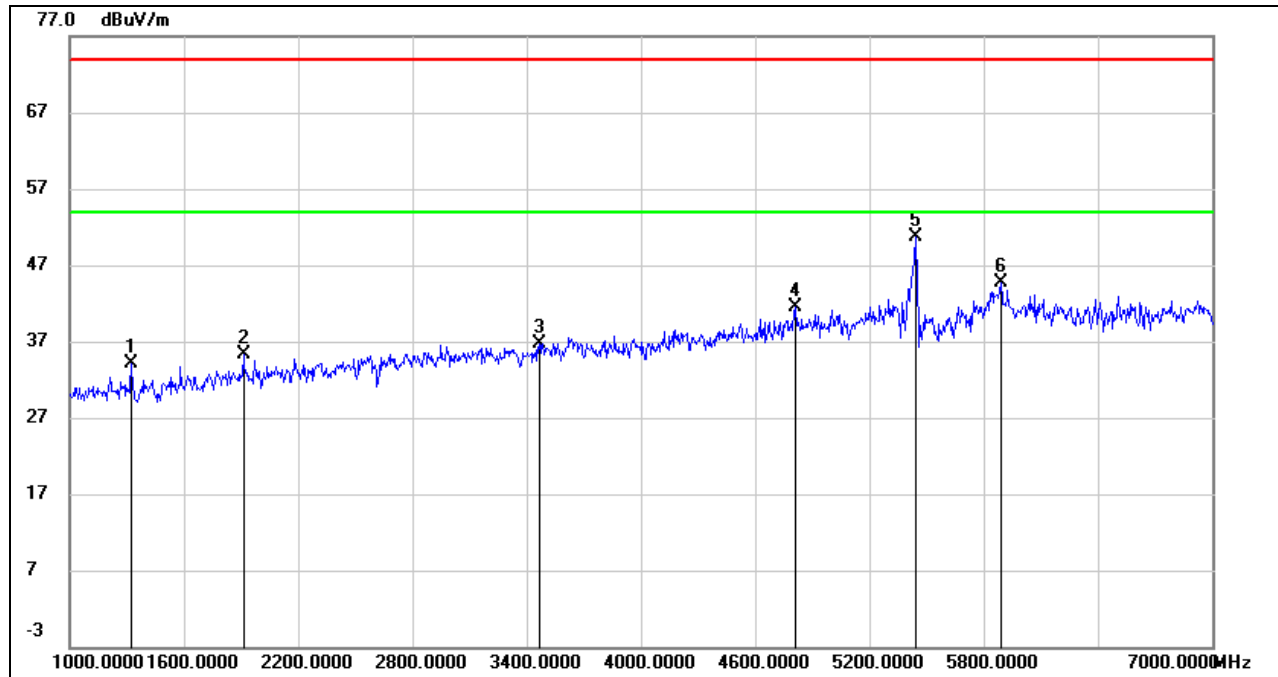


VERTICAL RESULTS
PEAK



No.	Frequency (MHz)	Reading (dBuV)	Correct (dB/m)	Result (dBuV/m)	Limit (dBuV/m)	Margin (dB)	Remark
1	5725.000	22.16	41.61	63.77	68.20	-4.43	peak
2	5725.260	22.63	41.61	64.24	68.20	-3.96	peak

Note: 1. Measurement = Reading Level + Correct Factor.
2. If Peak Result complies with AV limit, AV Result is deemed to comply with AV limit.
3. Peak: Peak detector.
4.*indicates frequency out of the restricted bands
5. Only the worst case emission will be recorder, if it complies with the limit, the other emissions deemed to comply with the limit.

**HARMONICS AND SPURIOUS EMISSIONS LOW CHANNEL****HORIZONTAL RESULTS**
1-7GHz

No.	Frequency (MHz)	Reading (dBuV)	Correct (dB/m)	Result (dBuV/m)	Limit (dBuV/m)	Margin (dB)	Remark
1	1324.000	47.14	-12.94	34.20	74.00	-39.80	peak
2	1912.000	45.85	-10.64	35.21	74.00	-38.79	peak
3	3466.000	42.36	-5.57	36.79	74.00	-37.21	peak
4	4810.000	41.78	-0.33	41.45	74.00	-32.55	peak
5	5440.000	49.19	1.57	50.76	74.00	-23.24	peak
6	5890.000	40.49	4.15	44.64	74.00	-29.36	peak

Note: 1. Measurement = Reading Level + Correct Factor.

2. If Peak Result complies with AV limit, AV Result is deemed to comply with AV limit.

3. Peak: Peak detector.

4. Filter losses were only considered in the spurious frequency bands and the authorized band was not corrected for Band reject filter losses.

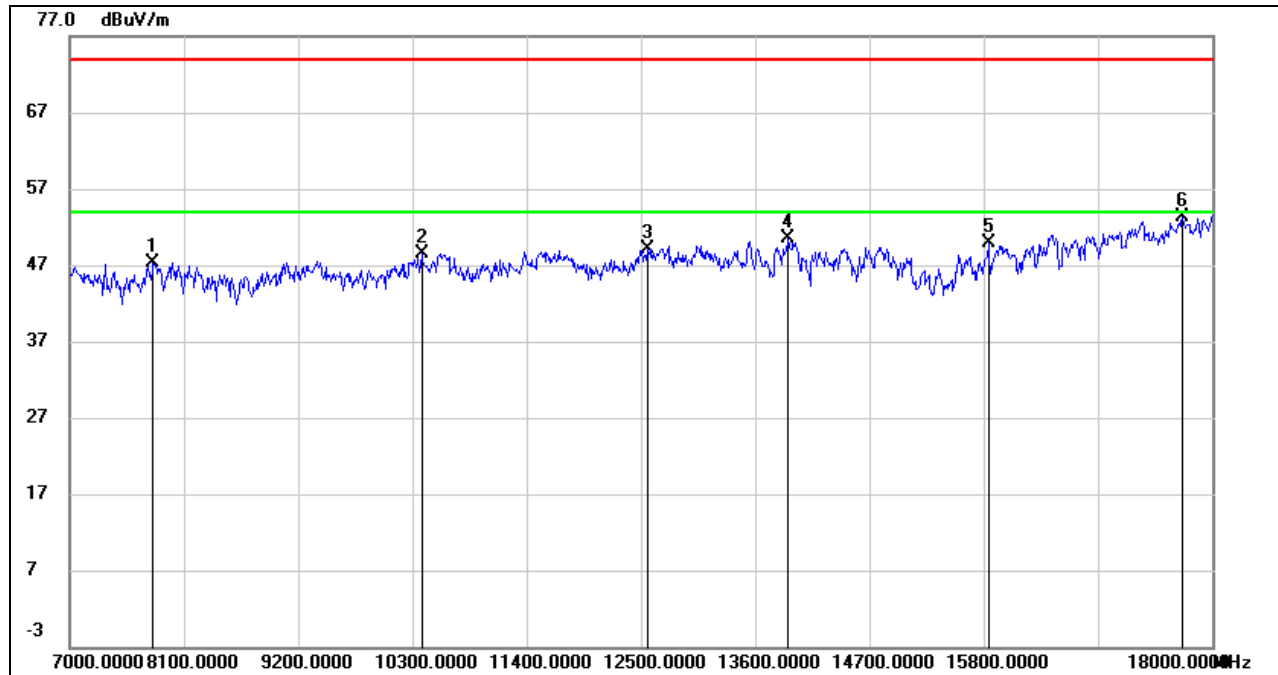
5. Proper operation of the transmitter prior to adding the filter to the measurement chain.

6. Owing to the highest peak level of unwanted emission out of the restricted bands complies with the lowest limit(54dBuV/m), so all the test point was deemed to comply with the limits list in the standard.



HORIZONTAL RESULTS

7-18GHz



No.	Frequency (MHz)	Reading (dBuV)	Correct (dB/m)	Result (dBuV/m)	Limit (dBuV/m)	Margin (dB)	Remark
1	7803.000	39.11	8.15	47.26	74.00	-26.74	peak
2	10388.000	37.36	11.18	48.54	74.00	-25.46	peak
3	12566.000	34.70	14.42	49.12	74.00	-24.88	peak
4	13919.000	34.26	16.16	50.42	74.00	-23.58	peak
5	15844.000	32.44	17.40	49.84	74.00	-24.16	peak
6	17714.000	30.72	22.62	53.34	74.00	-20.66	peak

Note: 1. Measurement = Reading Level + Correct Factor.

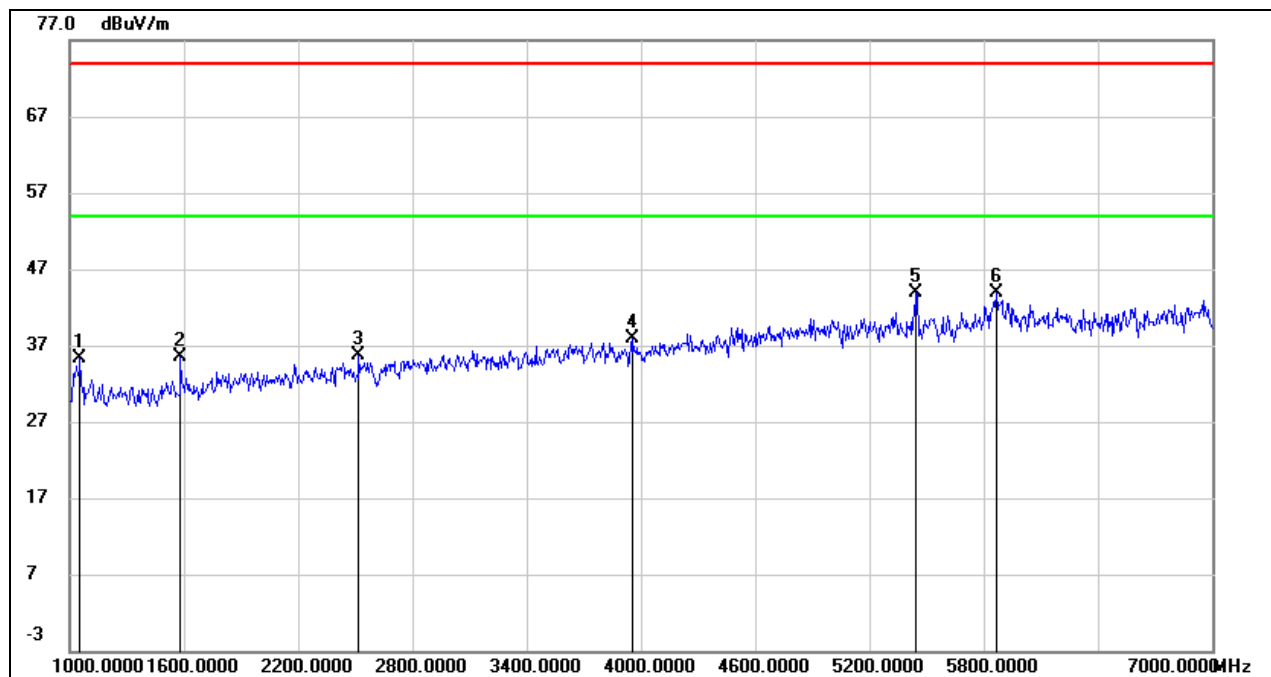
2. If Peak Result complies with AV limit, AV Result is deemed to comply with AV limit.

3. Peak: Peak detector.

4. Filter losses were only considered in the spurious frequency bands and the authorized band was not corrected for HPF losses.

5. Proper operation of the transmitter prior to adding the filter to the measurement chain.

6. Owing to the highest peak level of unwanted emission out of the restricted bands complies with the lowest limit(54dBuV/m), so all the test point was deemed to comply with the limits list in the standard.

**VERTICAL RESULTS****1-7GHz**

No.	Frequency (MHz)	Reading (dBuV)	Correct (dB/m)	Result (dBuV/m)	Limit (dBuV/m)	Margin (dB)	Remark
1	1054.000	49.65	-14.26	35.39	74.00	-38.61	peak
2	1582.000	47.62	-12.16	35.46	74.00	-38.54	peak
3	2518.000	43.86	-8.17	35.69	74.00	-38.31	peak
4	3958.000	42.07	-4.20	37.87	74.00	-36.13	peak
5	5446.000	42.22	1.66	43.88	74.00	-30.12	peak
6	5866.000	40.26	3.70	43.96	74.00	-30.04	peak

Note: 1. Measurement = Reading Level + Correct Factor.

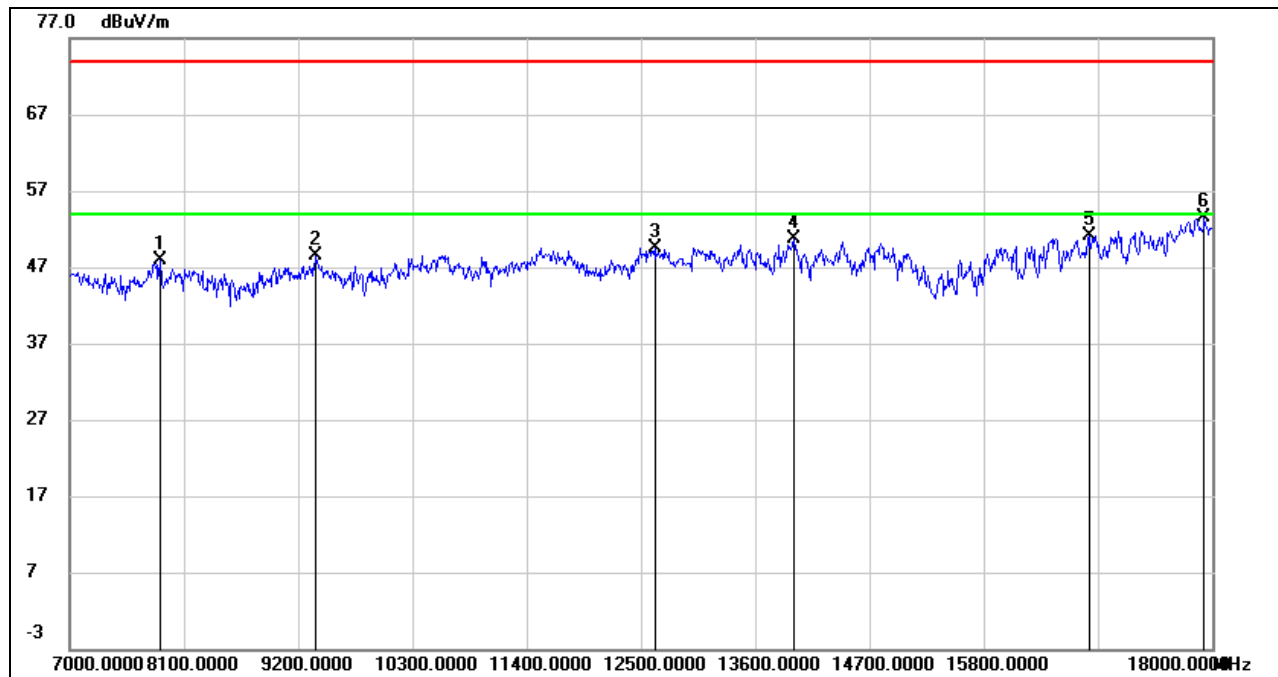
2. If Peak Result complies with AV limit, AV Result is deemed to comply with AV limit.

3. Peak: Peak detector.

4. Filter losses were only considered in the spurious frequency bands and the authorized band was not corrected for Band reject filter losses.

5. Proper operation of the transmitter prior to adding the filter to the measurement chain.

6. Owing to the highest peak level of unwanted emission out of the restricted bands complies with the lowest limit(54dBuV/m), so all the test point was deemed to comply with the limits list in the standard.

**7-18GHz**

No.	Frequency (MHz)	Reading (dBuV)	Correct (dB/m)	Result (dBuV/m)	Limit (dBuV/m)	Margin (dB)	Remark
1	7869.000	40.16	7.79	47.95	74.00	-26.05	peak
2	9365.000	38.87	9.72	48.59	74.00	-25.41	peak
3	12632.000	35.26	14.27	49.53	74.00	-24.47	peak
4	13974.000	34.48	16.16	50.64	74.00	-23.36	peak
5	16812.000	30.93	20.18	51.11	74.00	-22.89	peak
6	17923.000	30.10	23.42	53.52	74.00	-20.48	peak

Note: 1. Measurement = Reading Level + Correct Factor.

2. If Peak Result complies with AV limit, AV Result is deemed to comply with AV limit.

3. Peak: Peak detector.

4. Filter losses were only considered in the spurious frequency bands and the authorized band was not corrected for HPF losses.

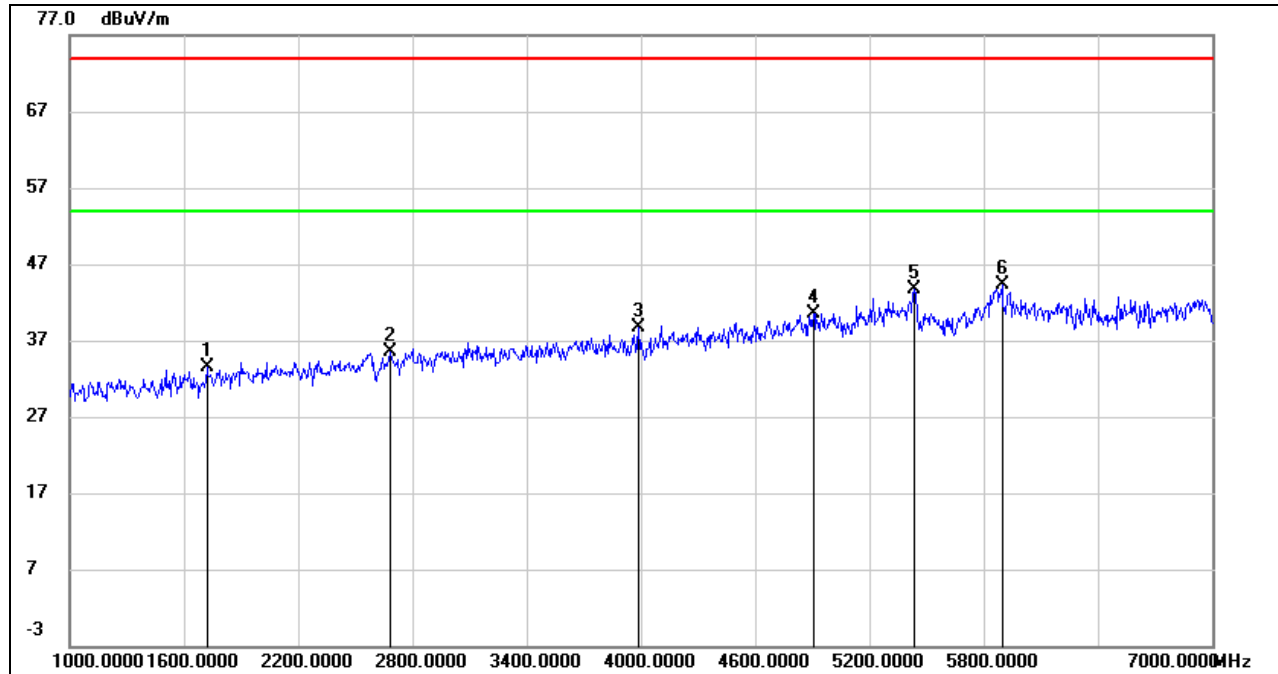
5. Proper operation of the transmitter prior to adding the filter to the measurement chain.

6. Owing to the highest peak level of unwanted emission out of the restricted bands complies with the lowest limit(54dBuV/m), so all the test point was deemed to comply with the limits list in the standard.



HARMONICS AND SPURIOUS EMISSIONS MID CHANNEL

HORIZONTAL RESULTS 1-7GHz



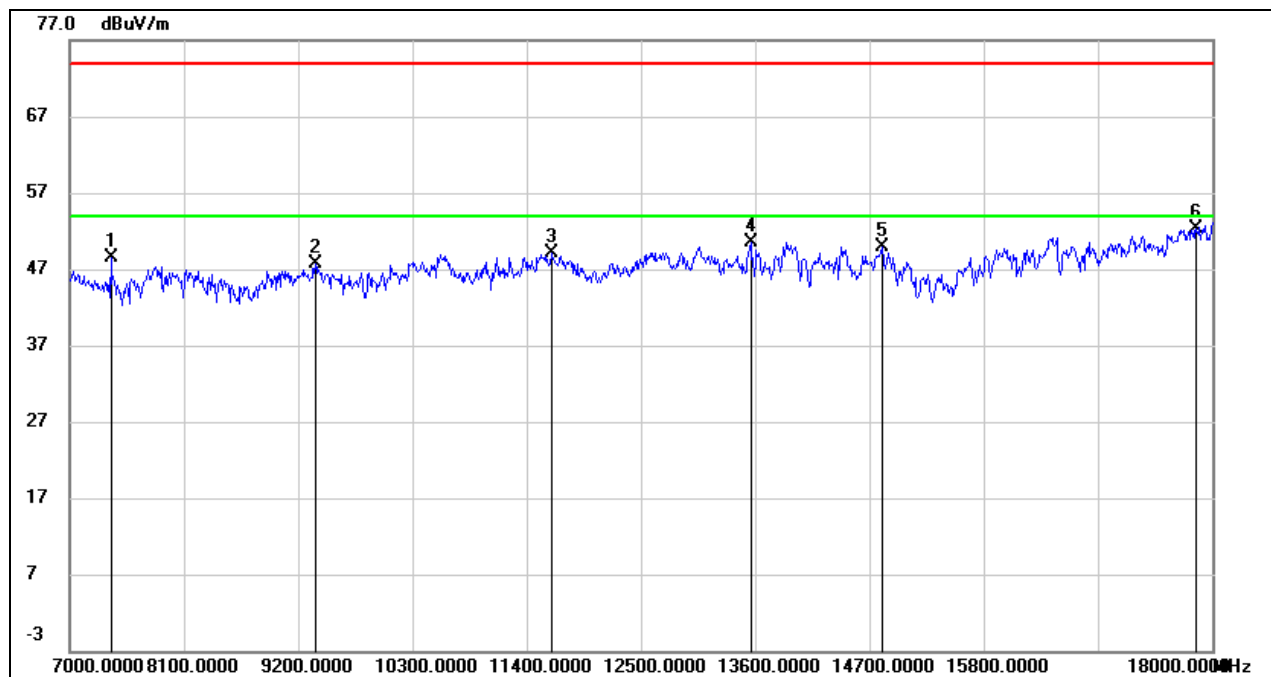
No.	Frequency (MHz)	Reading (dBuV)	Correct (dB/m)	Result (dBuV/m)	Limit (dBuV/m)	Margin (dB)	Remark
1	1720.000	44.99	-11.58	33.41	74.00	-40.59	peak
2	2686.000	43.43	-7.96	35.47	74.00	-38.53	peak
3	3988.000	42.80	-4.17	38.63	74.00	-35.37	peak
4	4906.000	40.68	-0.09	40.59	74.00	-33.41	peak
5	5434.000	42.22	1.50	43.72	74.00	-30.28	peak
6	5896.000	40.11	4.25	44.36	74.00	-29.64	peak

Note: 1. Measurement = Reading Level + Correct Factor.
2. If Peak Result complies with AV limit, AV Result is deemed to comply with AV limit.
3. Peak: Peak detector.
4. Filter losses were only considered in the spurious frequency bands and the authorized band was not corrected for Band reject filter losses.
5. Proper operation of the transmitter prior to adding the filter to the measurement chain.
6. Owing to the highest peak level of unwanted emission out of the restricted bands complies with the lowest limit(54dBuV/m), so all the test point was deemed to comply with the limits list in the standard.



HORIZONTAL RESULTS

7-18GHz



No.	Frequency (MHz)	Reading (dBuV)	Correct (dB/m)	Result (dBuV/m)	Limit (dBuV/m)	Margin (dB)	Remark
1	7396.000	41.54	7.05	48.59	74.00	-25.41	peak
2	9365.000	37.93	9.72	47.65	74.00	-26.35	peak
3	11642.000	35.68	13.33	49.01	74.00	-24.99	peak
4	13556.000	34.59	16.01	50.60	74.00	-23.40	peak
5	14821.000	33.81	16.09	49.90	74.00	-24.10	peak
6	17846.000	28.88	23.41	52.29	74.00	-21.71	peak

Note: 1. Measurement = Reading Level + Correct Factor.

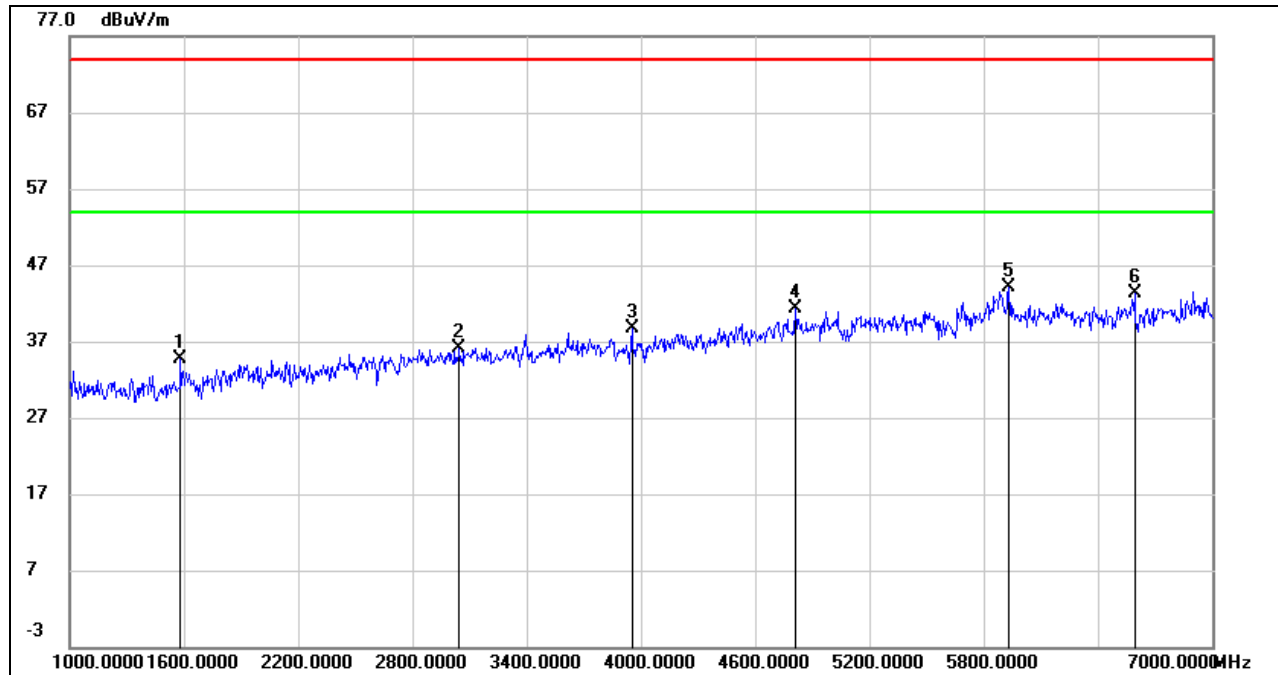
2. If Peak Result complies with AV limit, AV Result is deemed to comply with AV limit.

3. Peak: Peak detector.

4. Filter losses were only considered in the spurious frequency bands and the authorized band was not corrected for HPF losses.

5. Proper operation of the transmitter prior to adding the filter to the measurement chain.

6. Owing to the highest peak level of unwanted emission out of the restricted bands complies with the lowest limit(54dBuV/m), so all the test point was deemed to comply with the limits list in the standard.

**VERTICAL RESULTS**
1-7GHz

No.	Frequency (MHz)	Reading (dBuV)	Correct (dB/m)	Result (dBuV/m)	Limit (dBuV/m)	Margin (dB)	Remark
1	1582.000	46.88	-12.16	34.72	74.00	-39.28	peak
2	3046.000	42.01	-6.00	36.01	74.00	-37.99	peak
3	3952.000	42.89	-4.21	38.68	74.00	-35.32	peak
4	4810.000	41.72	-0.33	41.39	74.00	-32.61	peak
5	5932.000	40.28	3.77	44.05	74.00	-29.95	peak
6	6592.000	38.69	4.60	43.29	74.00	-30.71	peak

Note: 1. Measurement = Reading Level + Correct Factor.

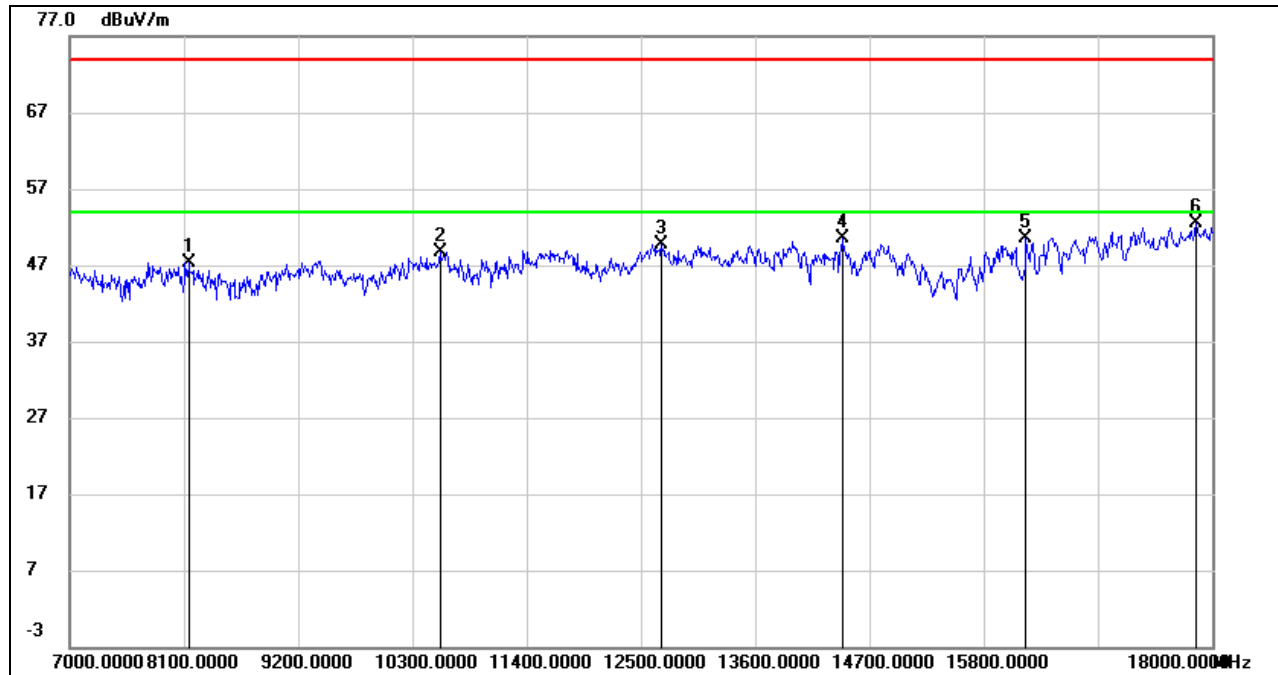
2. If Peak Result complies with AV limit, AV Result is deemed to comply with AV limit.

3. Peak: Peak detector.

4. Filter losses were only considered in the spurious frequency bands and the authorized band was not corrected for Band reject filter losses.

5. Proper operation of the transmitter prior to adding the filter to the measurement chain.

6. Owing to the highest peak level of unwanted emission out of the restricted bands complies with the lowest limit(54dBuV/m), so all the test point was deemed to comply with the limits list in the standard.

**VERTICAL RESULTS**
7-18GHz

No.	Frequency (MHz)	Reading (dBuV)	Correct (dB/m)	Result (dBuV/m)	Limit (dBuV/m)	Margin (dB)	Remark
1	8144.000	38.95	8.44	47.39	74.00	-26.61	peak
2	10564.000	36.56	12.06	48.62	74.00	-25.38	peak
3	12698.000	35.30	14.44	49.74	74.00	-24.26	peak
4	14447.000	33.80	16.63	50.43	74.00	-23.57	peak
5	16207.000	31.81	18.61	50.42	74.00	-23.58	peak
6	17846.000	29.18	23.41	52.59	74.00	-21.41	peak

Note: 1. Measurement = Reading Level + Correct Factor.

2. If Peak Result complies with AV limit, AV Result is deemed to comply with AV limit.

3. Peak: Peak detector.

4. Filter losses were only considered in the spurious frequency bands and the authorized band was not corrected for HPF losses.

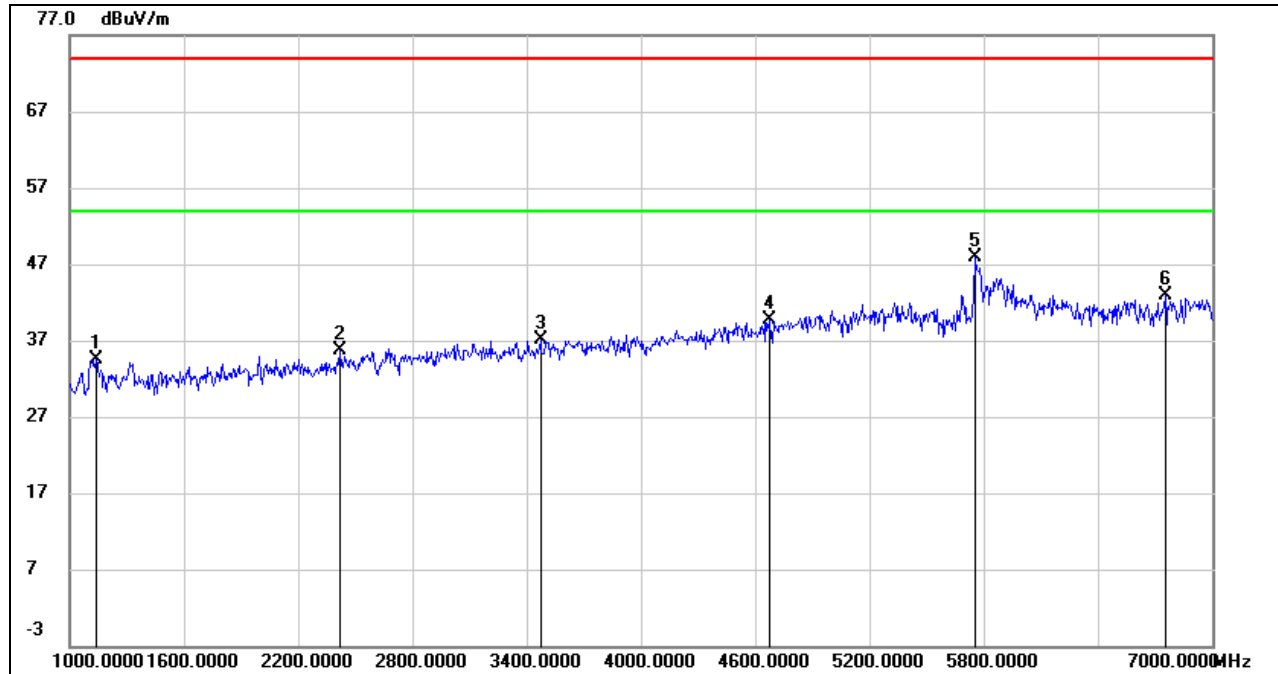
5. Proper operation of the transmitter prior to adding the filter to the measurement chain.

6. Owing to the highest peak level of unwanted emission out of the restricted bands complies with the lowest limit(54dBuV/m), so all the test point was deemed to comply with the limits list in the standard.



HARMONICS AND SPURIOUS EMISSIONS HIGH CHANNEL

HORIZONTAL RESULTS 1-7GHz

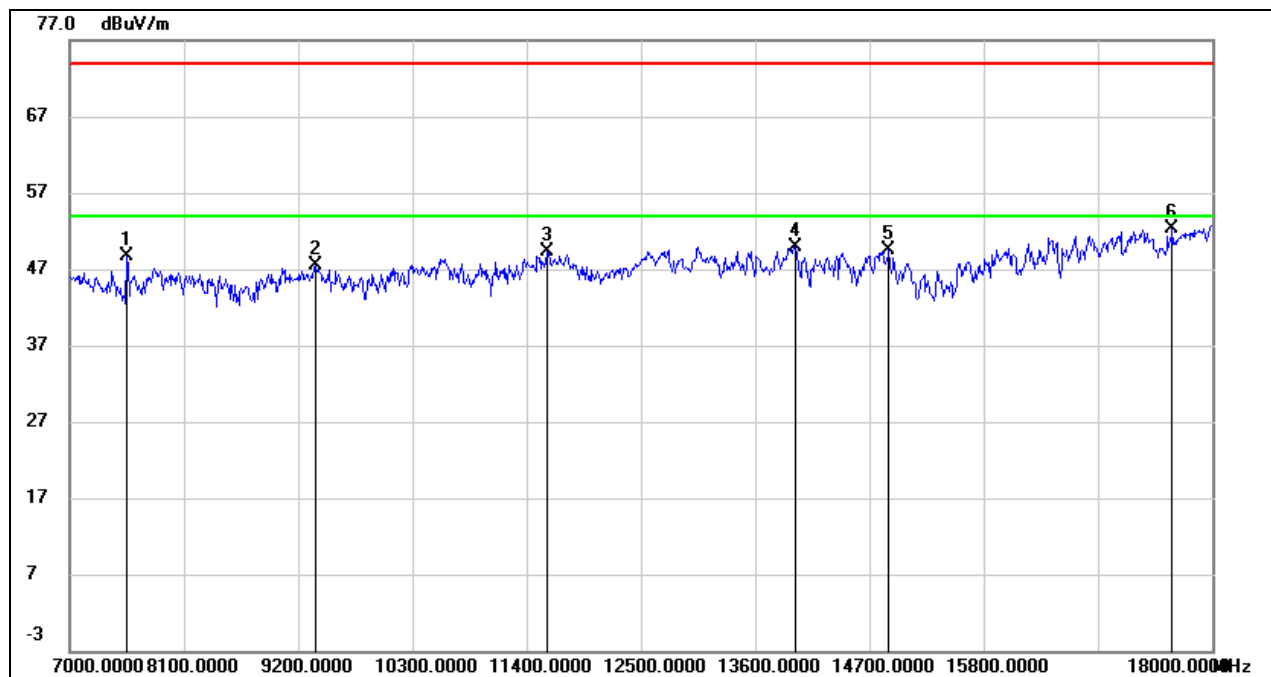


No.	Frequency (MHz)	Reading (dBuV)	Correct (dB/m)	Result (dBuV/m)	Limit (dBuV/m)	Margin (dB)	Remark
1	1138.000	48.40	-13.82	34.58	74.00	-39.42	peak
2	2416.000	44.55	-8.80	35.75	74.00	-38.25	peak
3	3472.000	42.67	-5.55	37.12	74.00	-36.88	peak
4	4672.000	40.78	-1.05	39.73	74.00	-34.27	peak
5	5752.000	45.74	2.24	47.98	74.00	-26.02	peak
6	6754.000	38.40	4.57	42.97	74.00	-31.03	peak

Note: 1. Measurement = Reading Level + Correct Factor.
2. If Peak Result complies with AV limit, AV Result is deemed to comply with AV limit.
3. Peak: Peak detector.
4. Filter losses were only considered in the spurious frequency bands and the authorized band was not corrected for Band reject filter losses.
5. Proper operation of the transmitter prior to adding the filter to the measurement chain.
6. Owing to the highest peak level of unwanted emission out of the restricted bands complies with the lowest limit(54dBuV/m), so all the test point was deemed to comply with the limits list in the standard.

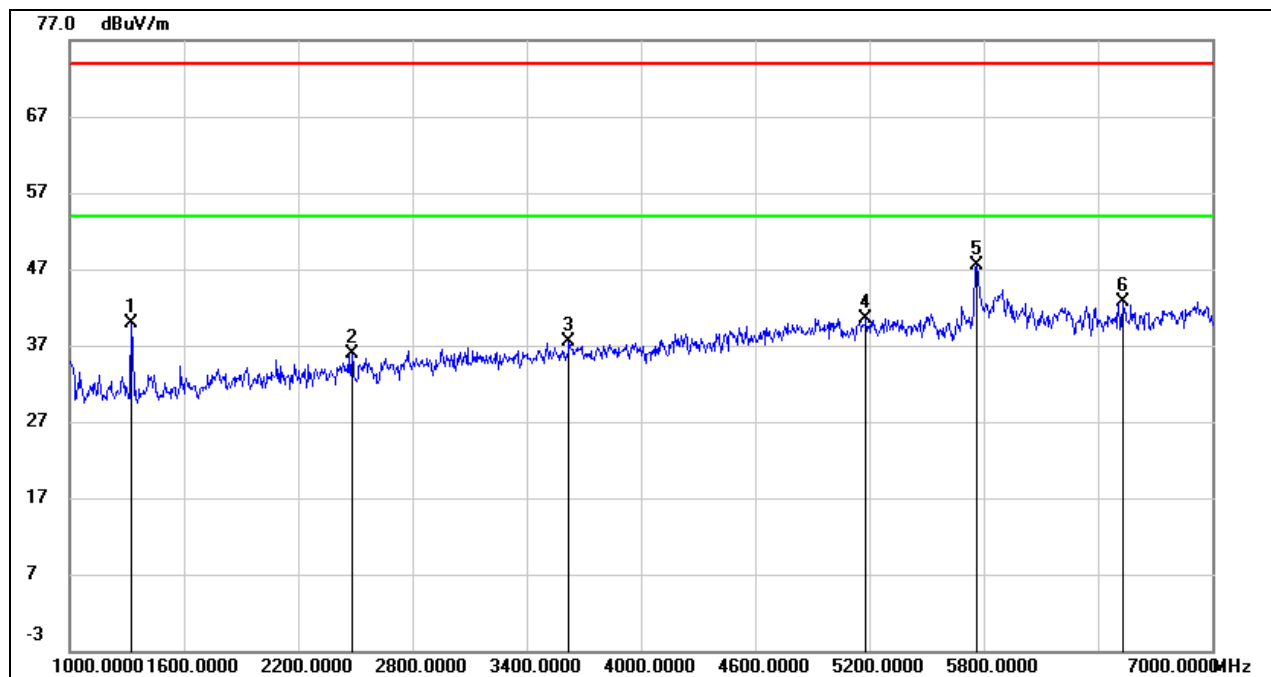


HORIZONTAL RESULTS
7-18GHz



No.	Frequency (MHz)	Reading (dBuV)	Correct (dB/m)	Result (dBuV/m)	Limit (dBuV/m)	Margin (dB)	Remark
1	7550.000	41.84	6.88	48.72	74.00	-25.28	peak
2	9365.000	37.82	9.72	47.54	74.00	-26.46	peak
3	11598.000	35.70	13.54	49.24	74.00	-24.76	peak
4	13985.000	33.73	16.16	49.89	74.00	-24.11	peak
5	14887.000	33.36	16.16	49.52	74.00	-24.48	peak
6	17615.000	30.37	21.96	52.33	74.00	-21.67	peak

Note: 1. Measurement = Reading Level + Correct Factor.
2. If Peak Result complies with AV limit, AV Result is deemed to comply with AV limit.
3. Peak: Peak detector.
4. Filter losses were only considered in the spurious frequency bands and the authorized band was not corrected for HPF losses.
5. Proper operation of the transmitter prior to adding the filter to the measurement chain.
6. Owing to the highest peak level of unwanted emission out of the restricted bands complies with the lowest limit(54dBuV/m), so all the test point was deemed to comply with the limits list in the standard.

**VERTICAL RESULTS****1-7GHz**

No.	Frequency (MHz)	Reading (dBuV)	Correct (dB/m)	Result (dBuV/m)	Limit (dBuV/m)	Margin (dB)	Remark
1	1324.000	52.76	-12.94	39.82	74.00	-34.18	peak
2	2482.000	44.10	-8.22	35.88	74.00	-38.12	peak
3	3622.000	42.30	-4.76	37.54	74.00	-36.46	peak
4	5182.000	39.27	1.27	40.54	74.00	-33.46	peak
5	5764.000	45.23	2.32	47.55	74.00	-26.45	peak
6	6532.000	37.87	4.84	42.71	74.00	-31.29	peak

Note: 1. Measurement = Reading Level + Correct Factor.

2. If Peak Result complies with AV limit, AV Result is deemed to comply with AV limit.

3. Peak: Peak detector.

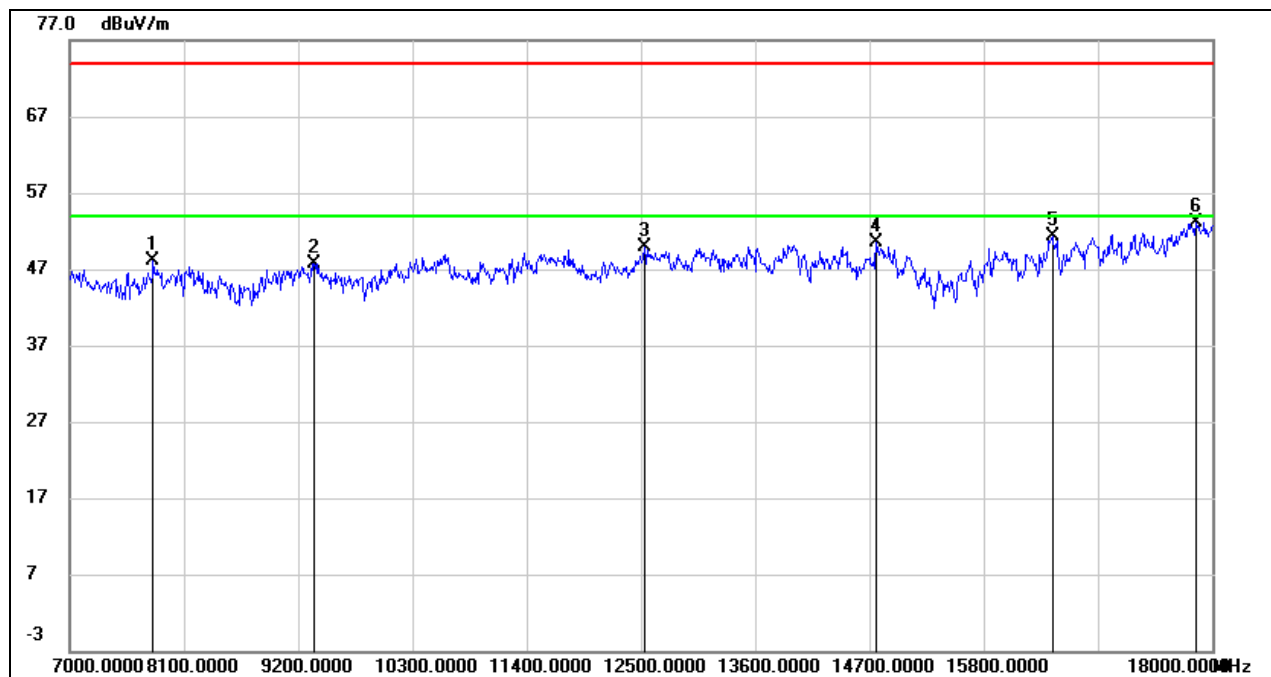
4. Filter losses were only considered in the spurious frequency bands and the authorized band was not corrected for Band reject filter losses.

5. Proper operation of the transmitter prior to adding the filter to the measurement chain.

6. Owing to the highest peak level of unwanted emission out of the restricted bands complies with the lowest limit(54dBuV/m), so all the test point was deemed to comply with the limits list in the standard.



VERTICAL RESULTS
7-18GHz



No.	Frequency (MHz)	Reading (dBuV)	Correct (dB/m)	Result (dBuV/m)	Limit (dBuV/m)	Margin (dB)	Remark
1	7803.000	39.91	8.15	48.06	74.00	-25.94	peak
2	9354.000	38.10	9.64	47.74	74.00	-26.26	peak
3	12533.000	35.30	14.65	49.95	74.00	-24.05	peak
4	14766.000	34.30	16.11	50.41	74.00	-23.59	peak
5	16460.000	31.77	19.49	51.26	74.00	-22.74	peak
6	17846.000	29.72	23.41	53.13	74.00	-20.87	peak

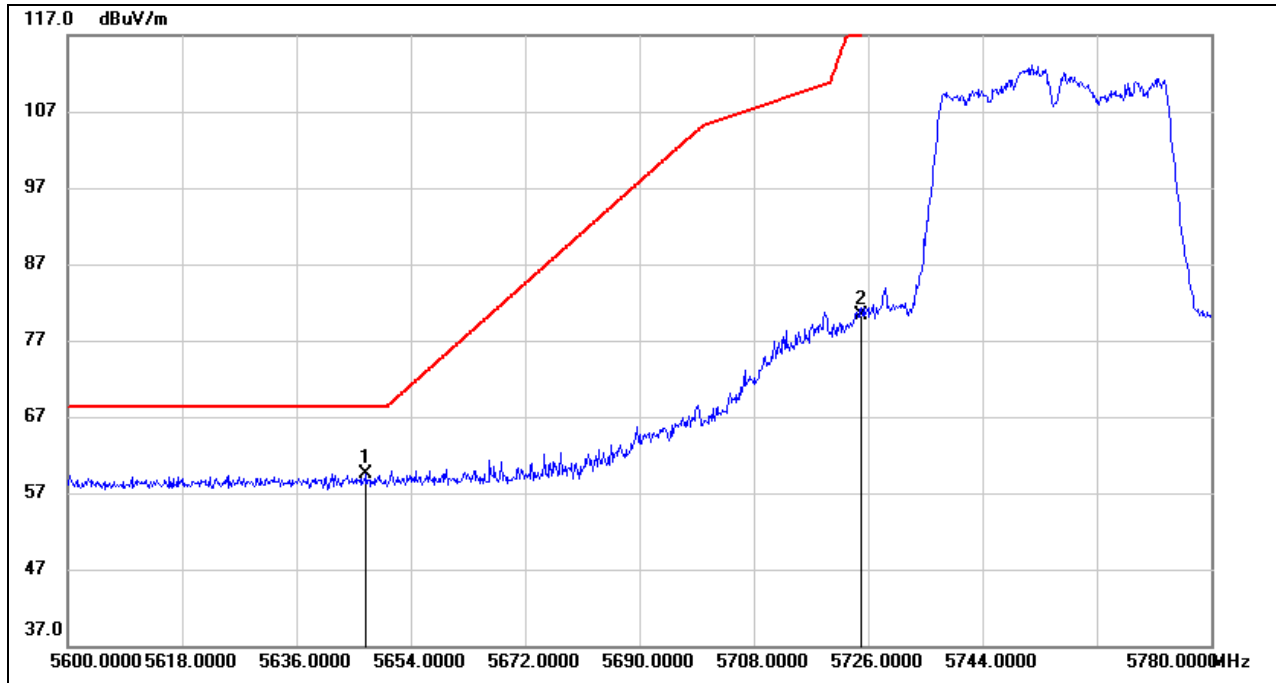
Note: 1. Measurement = Reading Level + Correct Factor.
2. If Peak Result complies with AV limit, AV Result is deemed to comply with AV limit.
3. Peak: Peak detector.
4. Filter losses were only considered in the spurious frequency bands and the authorized band was not corrected for HPF losses.
5. Proper operation of the transmitter prior to adding the filter to the measurement chain.
6. Owing to the highest peak level of unwanted emission out of the restricted bands complies with the lowest limit(54dBuV/m), so all the test point was deemed to comply with the limits list in the standard.



8.3.1. UNII-3 BAND

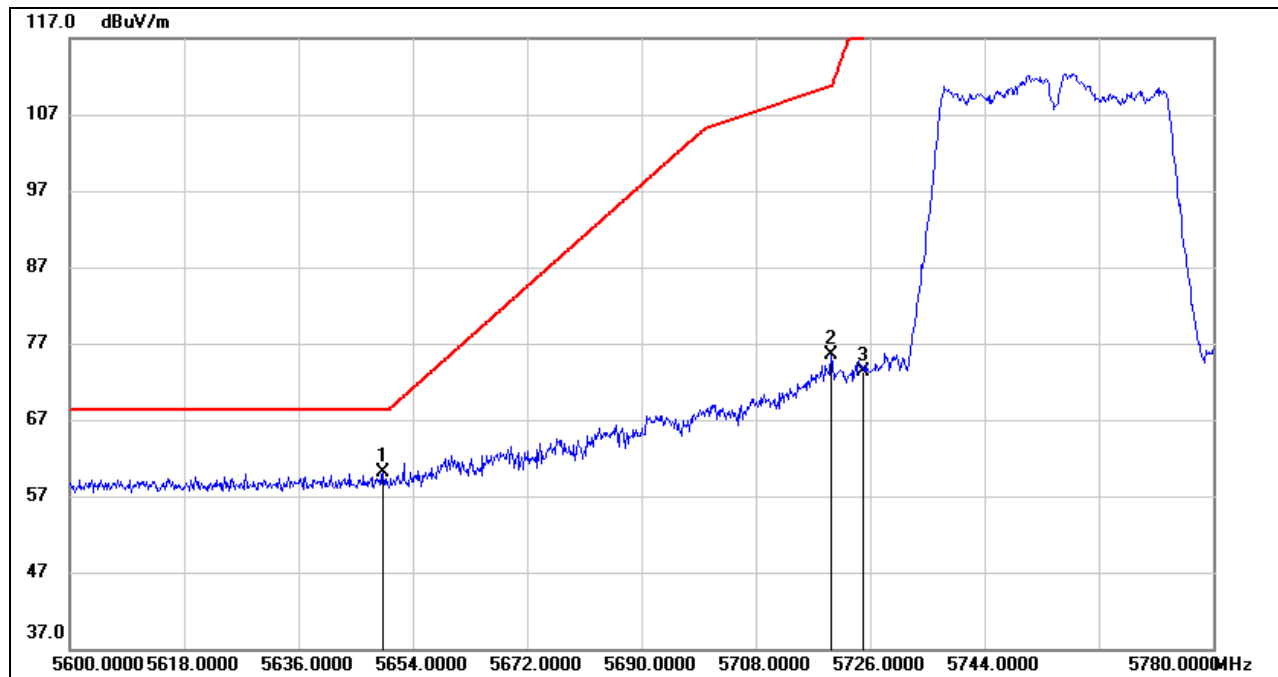
RESTRICTED BANDEGE LOW CHANNEL

HORIZONTAL RESULTS



No.	Frequency (MHz)	Reading (dBuV)	Correct (dB/m)	Result (dBuV/m)	Limit (dBuV/m)	Margin (dB)	Remark
1	5646.980	18.08	41.48	59.56	68.20	-8.64	peak
2	5725.000	38.78	41.61	80.39	122.20	-41.81	peak

Note: 1. Measurement = Reading Level + Correct Factor.

**VERTICAL RESULTS**

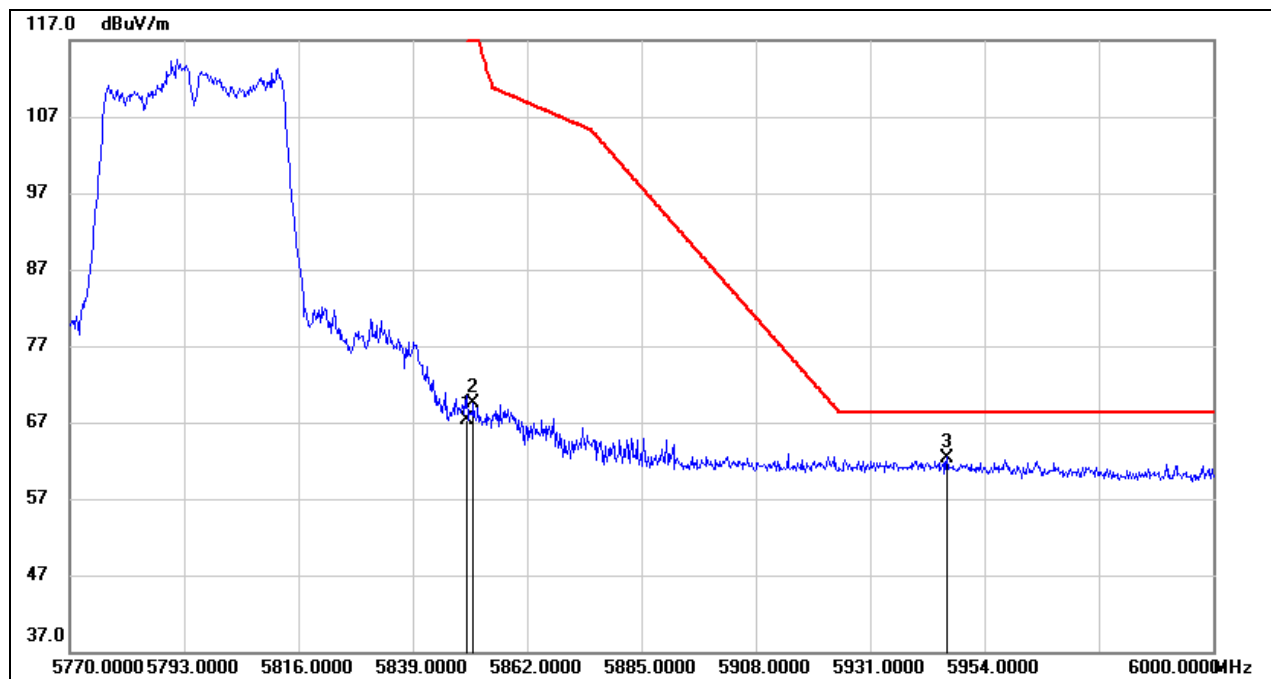
No.	Frequency (MHz)	Reading (dBuV)	Correct (dB/m)	Result (dBuV/m)	Limit (dBuV/m)	Margin (dB)	Remark
1	5649.320	18.67	41.48	60.15	68.20	-8.05	peak
2	5719.880	33.92	41.58	75.50	110.77	-35.27	peak
3	5725.000	31.66	41.61	73.27	122.20	-48.93	peak

Note: 1. Measurement = Reading Level + Correct Factor.



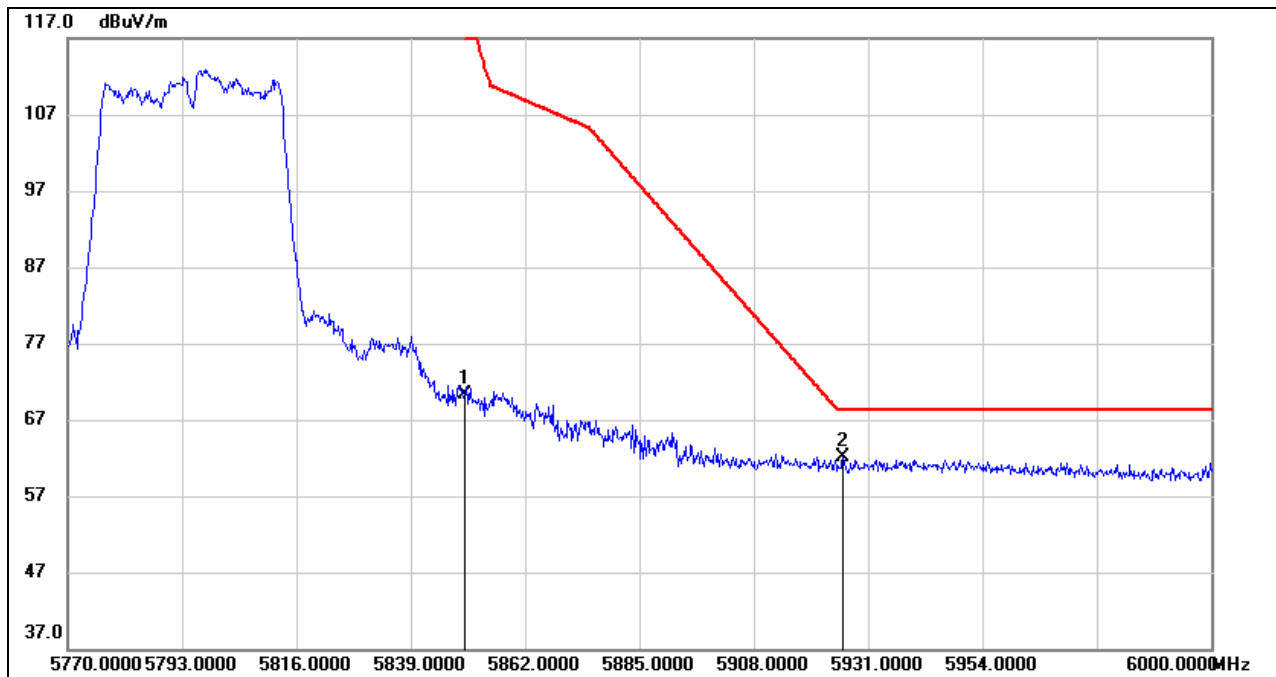
RESTRICTED BANDEDGE HIGH CHANNEL

HORIZONTAL RESULTS



No.	Frequency (MHz)	Reading (dBuV)	Correct (dB/m)	Result (dBuV/m)	Limit (dBuV/m)	Margin (dB)	Remark
1	5850.000	24.44	42.89	67.33	122.20	-54.87	peak
2	5851.190	26.55	42.91	69.46	119.49	-50.03	peak
3	5946.410	19.34	43.06	62.40	68.20	-5.80	peak

Note: 1. Measurement = Reading Level + Correct Factor.

**VERTICAL RESULTS**

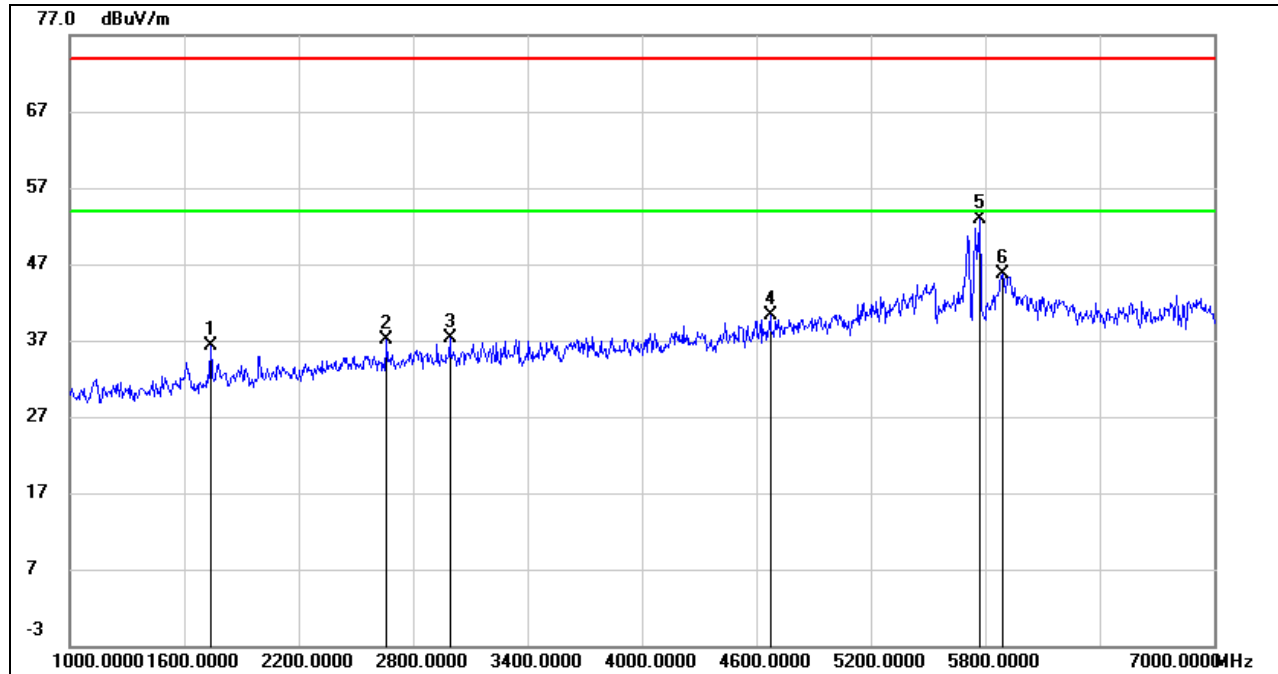
No.	Frequency (MHz)	Reading (dBuV)	Correct (dB/m)	Result (dBuV/m)	Limit (dBuV/m)	Margin (dB)	Remark
1	5850.000	27.32	42.89	70.21	122.20	-51.99	peak
2	5925.940	18.70	43.41	62.11	68.20	-6.09	peak

Note: 1. Measurement = Reading Level + Correct Factor.



HARMONICS AND SPURIOUS EMISSIONS LOW CHANNEL

HORIZONTAL RESULTS 1-7GHz



No.	Frequency (MHz)	Reading (dBuV)	Correct (dB/m)	Result (dBuV/m)	Limit (dBuV/m)	Margin (dB)	Remark
1	1738.000	47.60	-11.39	36.21	74.00	-37.79	peak
2	2662.000	45.27	-8.13	37.14	74.00	-36.86	peak
3	2992.000	43.66	-6.31	37.35	74.00	-36.65	peak
4	4672.000	41.26	-1.05	40.21	74.00	-33.79	peak
5	5770.000	50.46	2.35	52.81	74.00	-21.19	peak
6	5890.000	41.48	4.15	45.63	74.00	-28.37	peak

Note: 1. Measurement = Reading Level + Correct Factor.

2. If Peak Result complies with AV limit, AV Result is deemed to comply with AV limit.

3. Peak: Peak detector.

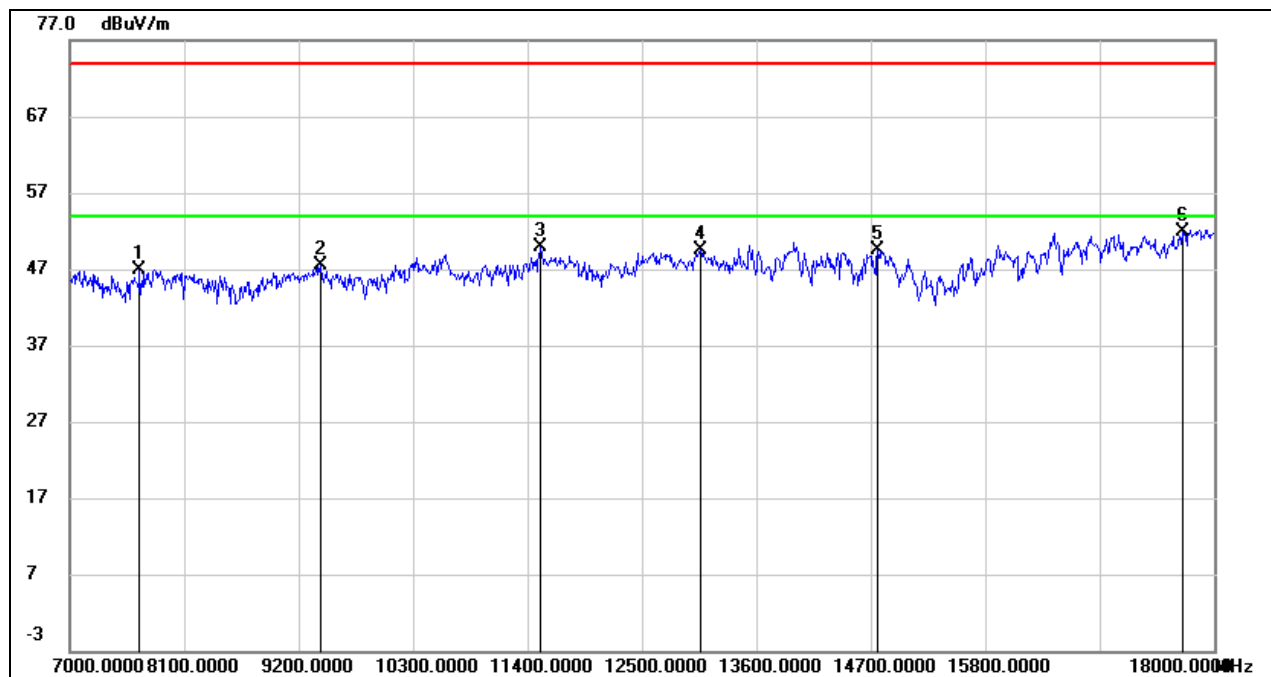
4. Filter losses were only considered in the spurious frequency bands and the authorized band was not corrected for Band reject filter losses.

5. Proper operation of the transmitter prior to adding the filter to the measurement chain.

6. Owing to the highest peak level of unwanted emission out of the restricted bands complies with the lowest limit(54dBuV/m), so all the test point was deemed to comply with the limits list in the standard.

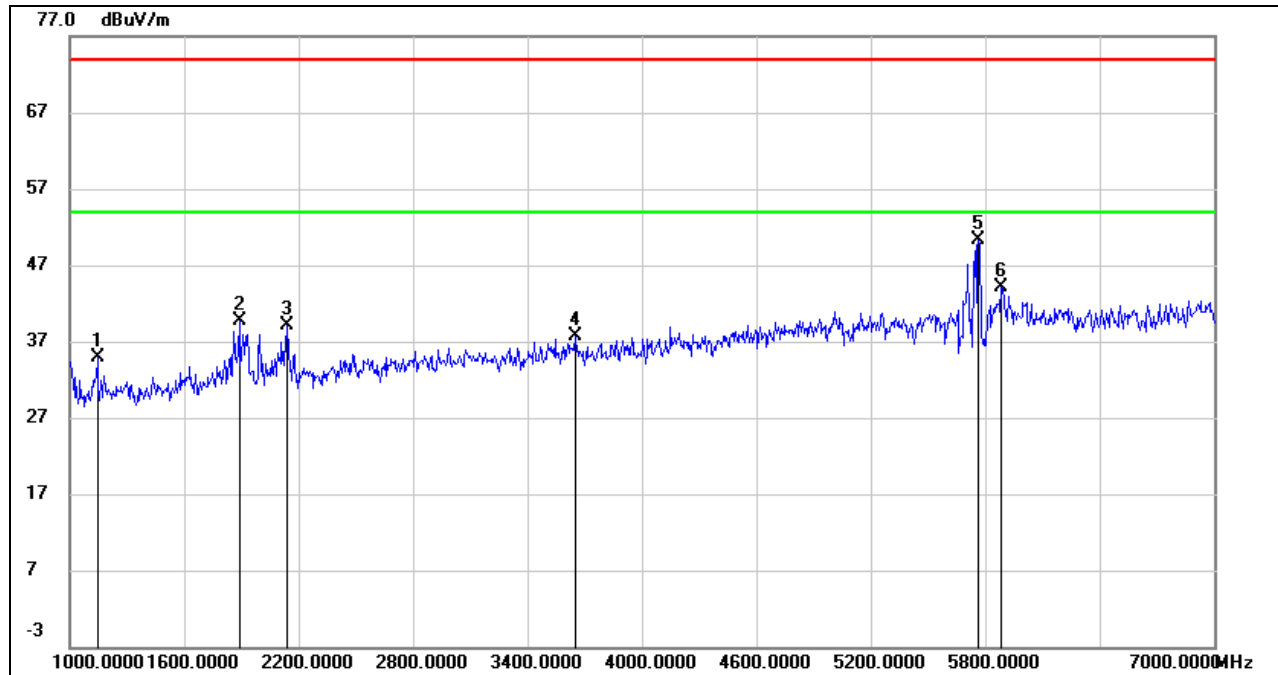


HORIZONTAL RESULTS
7-18GHz



No.	Frequency (MHz)	Reading (dBuV)	Correct (dB/m)	Result (dBuV/m)	Limit (dBuV/m)	Margin (dB)	Remark
1	7671.000	39.93	6.92	46.85	74.00	-27.15	peak
2	9409.000	37.51	9.93	47.44	74.00	-26.56	peak
3	11521.000	36.47	13.40	49.87	74.00	-24.13	peak
4	13061.000	34.29	15.23	49.52	74.00	-24.48	peak
5	14766.000	33.30	16.11	49.41	74.00	-24.59	peak
6	17692.000	29.40	22.44	51.84	74.00	-22.16	peak

Note: 1. Measurement = Reading Level + Correct Factor.
2. If Peak Result complies with AV limit, AV Result is deemed to comply with AV limit.
3. Peak: Peak detector.
4. Filter losses were only considered in the spurious frequency bands and the authorized band was not corrected for HPF losses.
5. Proper operation of the transmitter prior to adding the filter to the measurement chain.
6. Owing to the highest peak level of unwanted emission out of the restricted bands complies with the lowest limit(54dBuV/m), so all the test point was deemed to comply with the limits list in the standard.

**VERTICAL RESULTS**
1-7GHz

No.	Frequency (MHz)	Reading (dBuV)	Correct (dB/m)	Result (dBuV/m)	Limit (dBuV/m)	Margin (dB)	Remark
1	1144.000	48.77	-13.77	35.00	74.00	-39.00	peak
2	1888.000	50.35	-10.66	39.69	74.00	-34.31	peak
3	2140.000	49.08	-9.90	39.18	74.00	-34.82	peak
4	3652.000	42.17	-4.51	37.66	74.00	-36.34	peak
5	5764.000	47.96	2.32	50.28	74.00	-23.72	peak
6	5884.000	40.05	4.03	44.08	74.00	-29.92	peak

Note: 1. Measurement = Reading Level + Correct Factor.

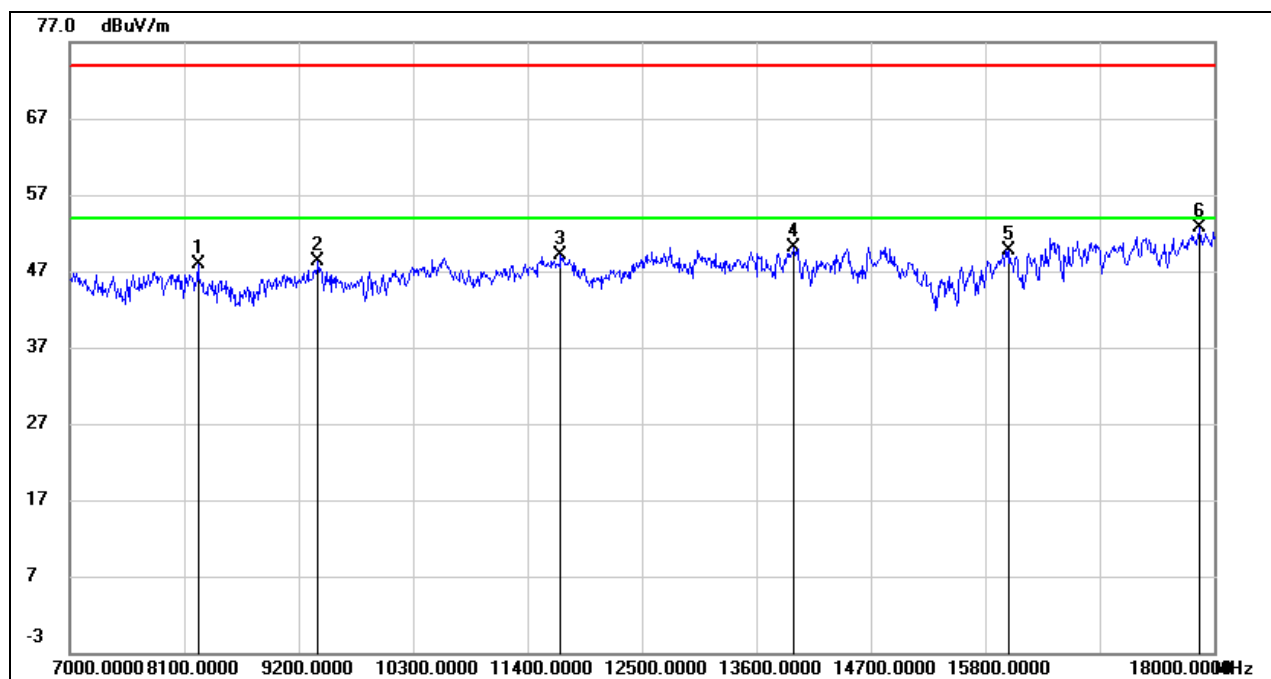
2. If Peak Result complies with AV limit, AV Result is deemed to comply with AV limit.

3. Peak: Peak detector.

4. Filter losses were only considered in the spurious frequency bands and the authorized band was not corrected for Band reject filter losses.

5. Proper operation of the transmitter prior to adding the filter to the measurement chain.

6. Owing to the highest peak level of unwanted emission out of the restricted bands complies with the lowest limit(54dBuV/m), so all the test point was deemed to comply with the limits list in the standard.

**7-18GHz**

No.	Frequency (MHz)	Reading (dBuV)	Correct (dB/m)	Result (dBuV/m)	Limit (dBuV/m)	Margin (dB)	Remark
1	8232.000	39.53	8.46	47.99	74.00	-26.01	peak
2	9387.000	38.53	9.86	48.39	74.00	-25.61	peak
3	11719.000	36.04	13.09	49.13	74.00	-24.87	peak
4	13963.000	33.89	16.16	50.05	74.00	-23.95	peak
5	16031.000	31.80	17.97	49.77	74.00	-24.23	peak
6	17857.000	29.28	23.41	52.69	74.00	-21.31	peak

Note: 1. Measurement = Reading Level + Correct Factor.

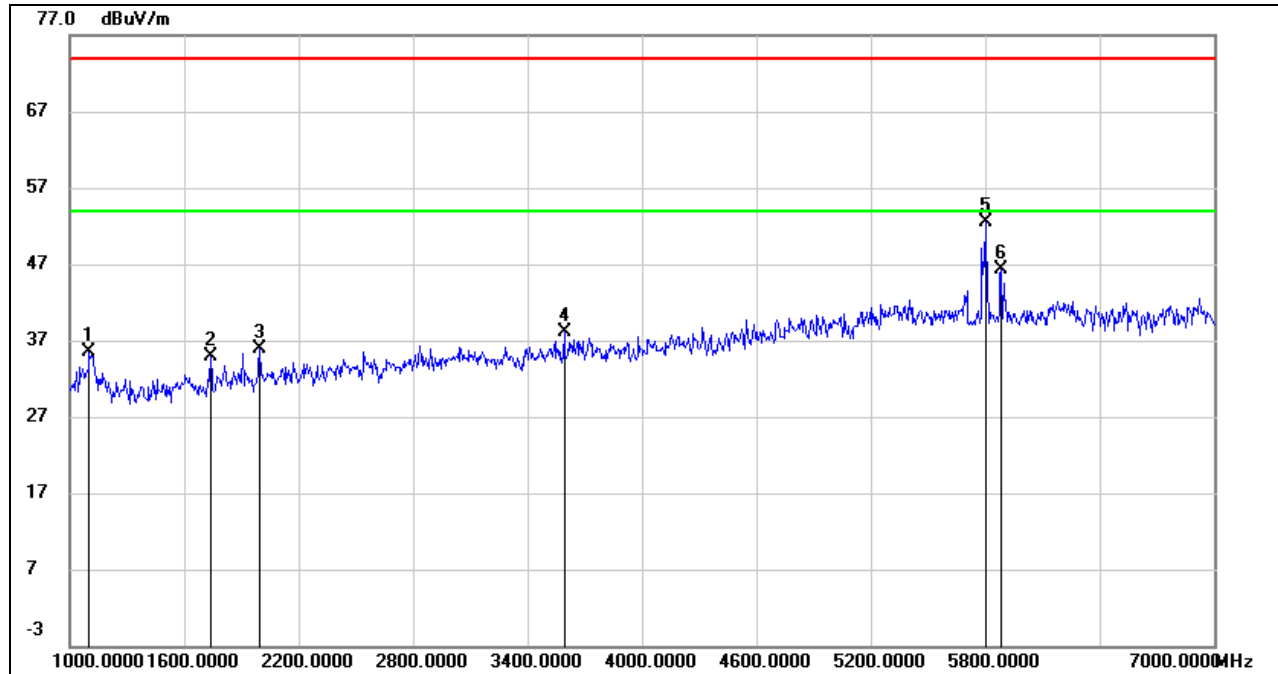
2. If Peak Result complies with AV limit, AV Result is deemed to comply with AV limit.

3. Peak: Peak detector.

4. Filter losses were only considered in the spurious frequency bands and the authorized band was not corrected for HPF losses.

5. Proper operation of the transmitter prior to adding the filter to the measurement chain.

6. Owing to the highest peak level of unwanted emission out of the restricted bands complies with the lowest limit(54dBuV/m), so all the test point was deemed to comply with the limits list in the standard.

**HARMONICS AND SPURIOUS EMISSIONS HIGH CHANNEL****HORIZONTAL RESULTS**
1-7GHz

No.	Frequency (MHz)	Reading (dBuV)	Correct (dB/m)	Result (dBuV/m)	Limit (dBuV/m)	Margin (dB)	Remark
1	1102.000	49.60	-14.16	35.44	74.00	-38.56	peak
2	1738.000	46.21	-11.39	34.82	74.00	-39.18	peak
3	1996.000	46.60	-10.68	35.92	74.00	-38.08	peak
4	3592.000	43.09	-4.97	38.12	74.00	-35.88	peak
5	5800.000	49.91	2.51	52.42	74.00	-21.58	peak
6	5884.000	42.19	4.03	46.22	74.00	-27.78	peak

Note: 1. Measurement = Reading Level + Correct Factor.

2. If Peak Result complies with AV limit, AV Result is deemed to comply with AV limit.

3. Peak: Peak detector.

4. Filter losses were only considered in the spurious frequency bands and the authorized band was not corrected for Band reject filter losses.

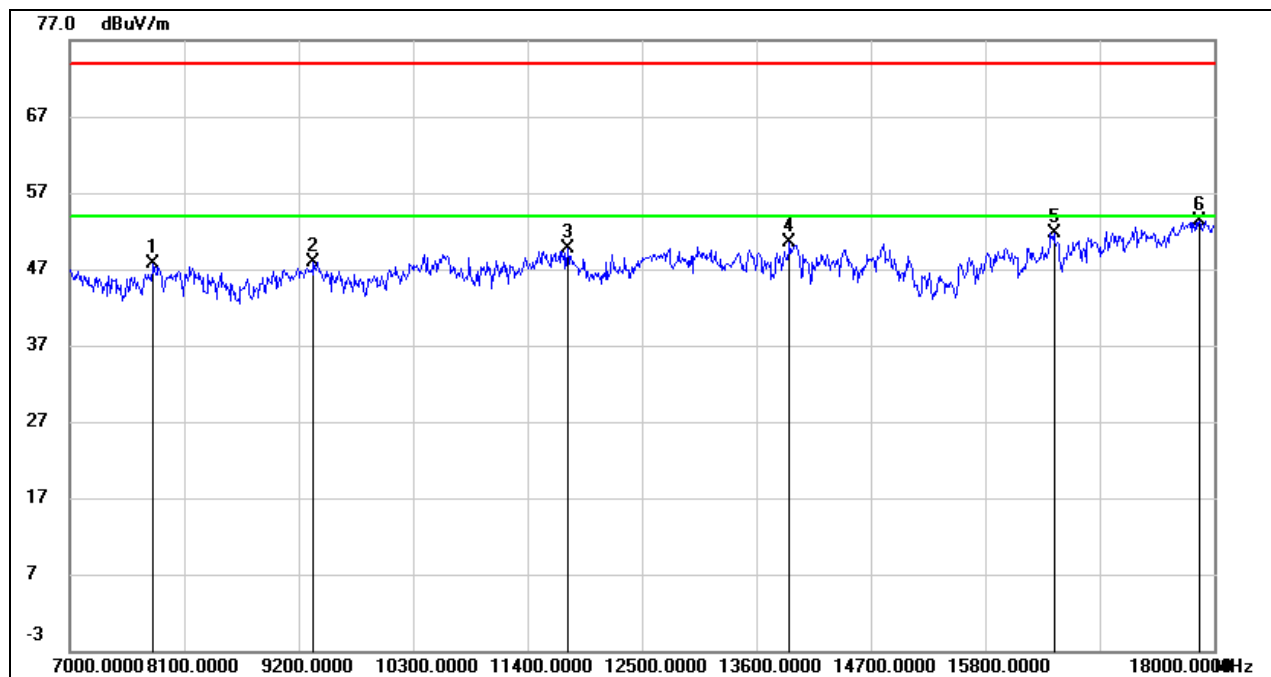
5. Proper operation of the transmitter prior to adding the filter to the measurement chain.

6. Owing to the highest peak level of unwanted emission out of the restricted bands complies with the lowest limit(54dBuV/m), so all the test point was deemed to comply with the limits list in the standard.



HORIZONTAL RESULTS

7-18GHz



No.	Frequency (MHz)	Reading (dBuV)	Correct (dB/m)	Result (dBuV/m)	Limit (dBuV/m)	Margin (dB)	Remark
1	7803.000	39.61	8.15	47.76	74.00	-26.24	peak
2	9343.000	38.38	9.57	47.95	74.00	-26.05	peak
3	11785.000	36.55	13.22	49.77	74.00	-24.23	peak
4	13919.000	34.29	16.16	50.45	74.00	-23.55	peak
5	16460.000	32.20	19.49	51.69	74.00	-22.31	peak
6	17857.000	29.90	23.41	53.31	74.00	-20.69	peak

Note: 1. Measurement = Reading Level + Correct Factor.

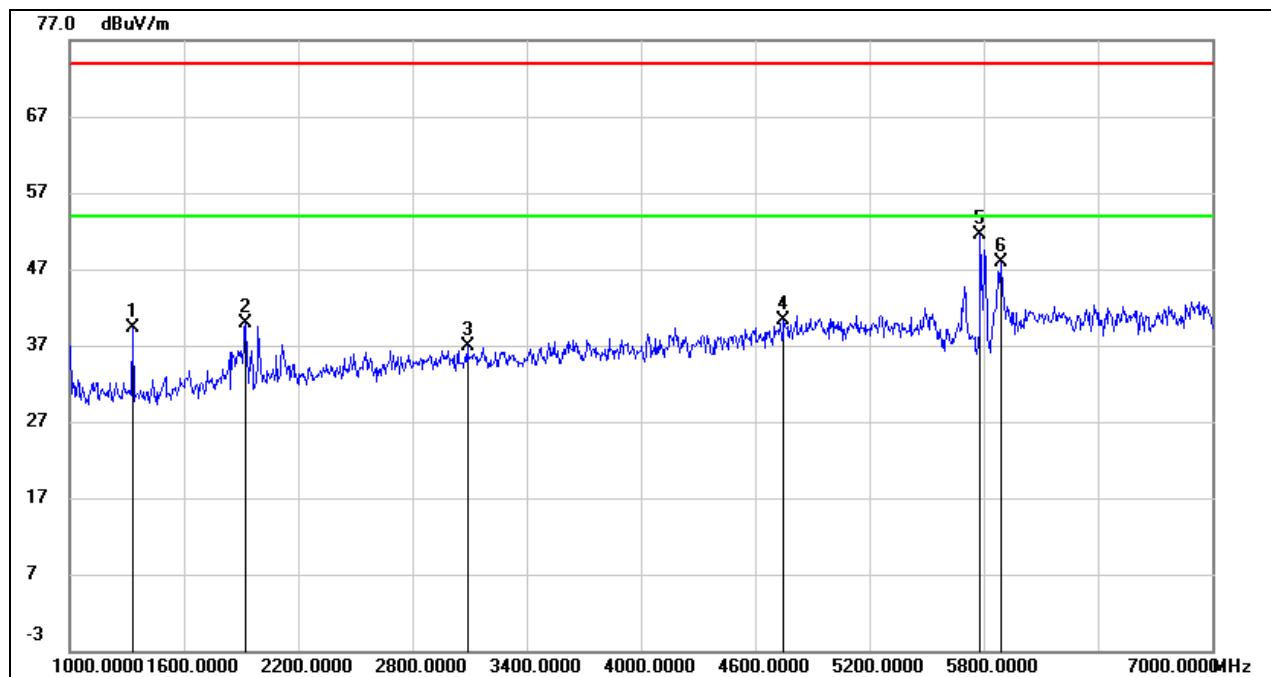
2. If Peak Result complies with AV limit, AV Result is deemed to comply with AV limit.

3. Peak: Peak detector.

4. Filter losses were only considered in the spurious frequency bands and the authorized band was not corrected for HPF losses.

5. Proper operation of the transmitter prior to adding the filter to the measurement chain.

6. Owing to the highest peak level of unwanted emission out of the restricted bands complies with the lowest limit(54dBuV/m), so all the test point was deemed to comply with the limits list in the standard.

**VERTICAL RESULTS****1-7GHz**

No.	Frequency (MHz)	Reading (dBuV)	Correct (dB/m)	Result (dBuV/m)	Limit (dBuV/m)	Margin (dB)	Remark
1	1330.000	52.16	-12.95	39.21	74.00	-34.79	peak
2	1924.000	50.54	-10.66	39.88	74.00	-34.12	peak
3	3088.000	42.64	-5.74	36.90	74.00	-37.10	peak
4	4750.000	40.91	-0.60	40.31	74.00	-33.69	peak
5	5782.000	49.18	2.41	51.59	74.00	-22.41	peak
6	5890.000	43.82	4.15	47.97	74.00	-26.03	peak

Note: 1. Measurement = Reading Level + Correct Factor.

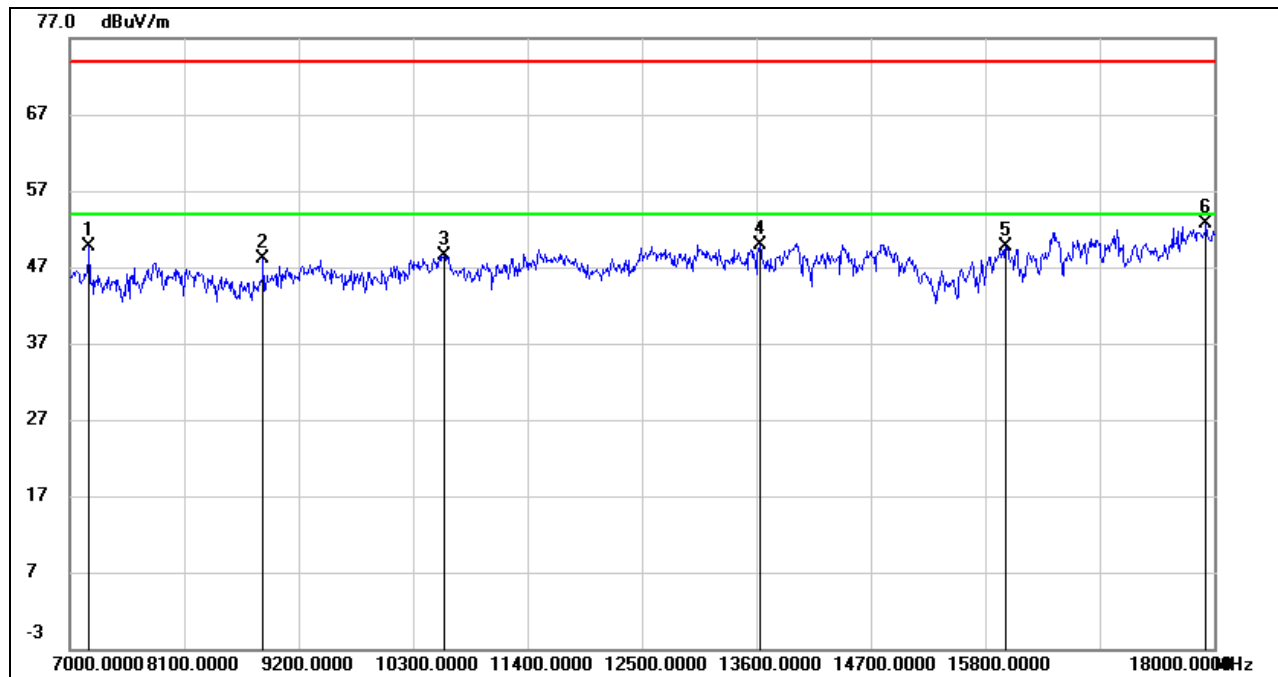
2. If Peak Result complies with AV limit, AV Result is deemed to comply with AV limit.

3. Peak: Peak detector.

4. Filter losses were only considered in the spurious frequency bands and the authorized band was not corrected for Band reject filter losses.

5. Proper operation of the transmitter prior to adding the filter to the measurement chain.

6. Owing to the highest peak level of unwanted emission out of the restricted bands complies with the lowest limit(54dBuV/m), so all the test point was deemed to comply with the limits list in the standard.

**7-18GHz**

No.	Frequency (MHz)	Reading (dBuV)	Correct (dB/m)	Result (dBuV/m)	Limit (dBuV/m)	Margin (dB)	Remark
1	7187.000	43.17	6.53	49.70	74.00	-24.30	peak
2	8859.000	39.49	8.53	48.02	74.00	-25.98	peak
3	10597.000	36.16	12.43	48.59	74.00	-25.41	peak
4	13633.000	33.76	16.09	49.85	74.00	-24.15	peak
5	15998.000	31.88	17.80	49.68	74.00	-24.32	peak
6	17923.000	29.29	23.42	52.71	74.00	-21.29	peak

Note: 1. Measurement = Reading Level + Correct Factor.

2. If Peak Result complies with AV limit, AV Result is deemed to comply with AV limit.

3. Peak: Peak detector.

4. Filter losses were only considered in the spurious frequency bands and the authorized band was not corrected for HPF losses.

5. Proper operation of the transmitter prior to adding the filter to the measurement chain.

6. Owing to the highest peak level of unwanted emission out of the restricted bands complies with the lowest limit(54dBuV/m), so all the test point was deemed to comply with the limits list in the standard.

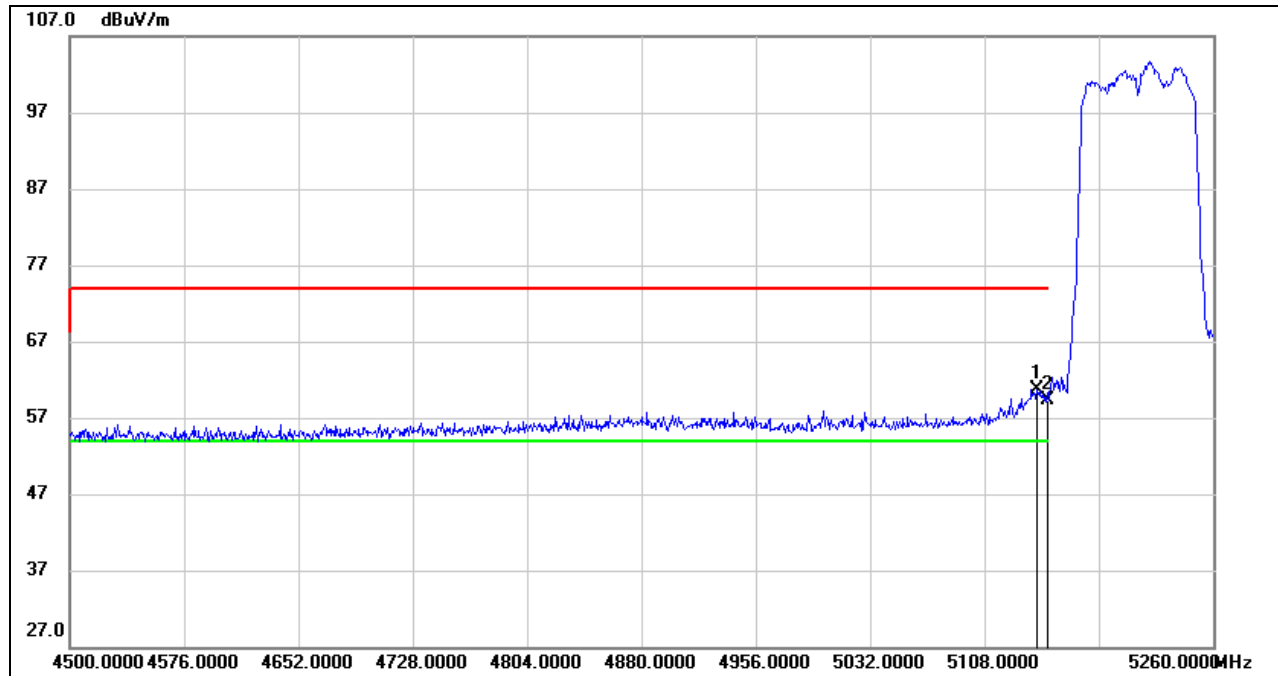


8.4. 802.11ac VHT80 MODE

8.4.1. UNII-1 BAND

RESTRICTED BANDEDGE LOW CHANNEL

HORIZONTAL RESULTS PEAK

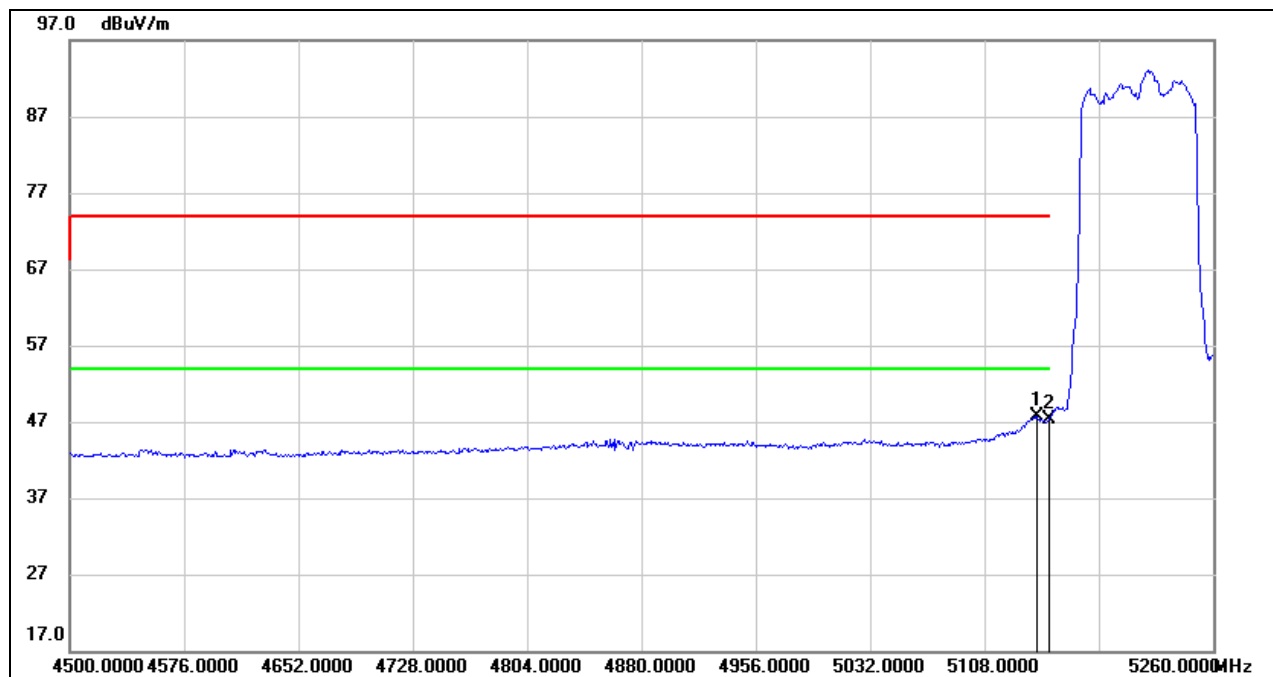


No.	Frequency (MHz)	Reading (dBuV)	Correct (dB/m)	Result (dBuV/m)	Limit (dBuV/m)	Margin (dB)	Remark
1	5142.960	20.36	40.42	60.78	74.00	-13.22	peak
2	5150.000	18.80	40.46	59.26	74.00	-14.74	peak

Note: 1. Measurement = Reading Level + Correct Factor.
2. If Peak Result complies with AV limit, AV Result is deemed to comply with AV limit.
3. Peak: Peak detector.
4. Only the worst case emission will be recorder, if it complies with the limit, the other emissions deemed to comply with the limit.



AVG

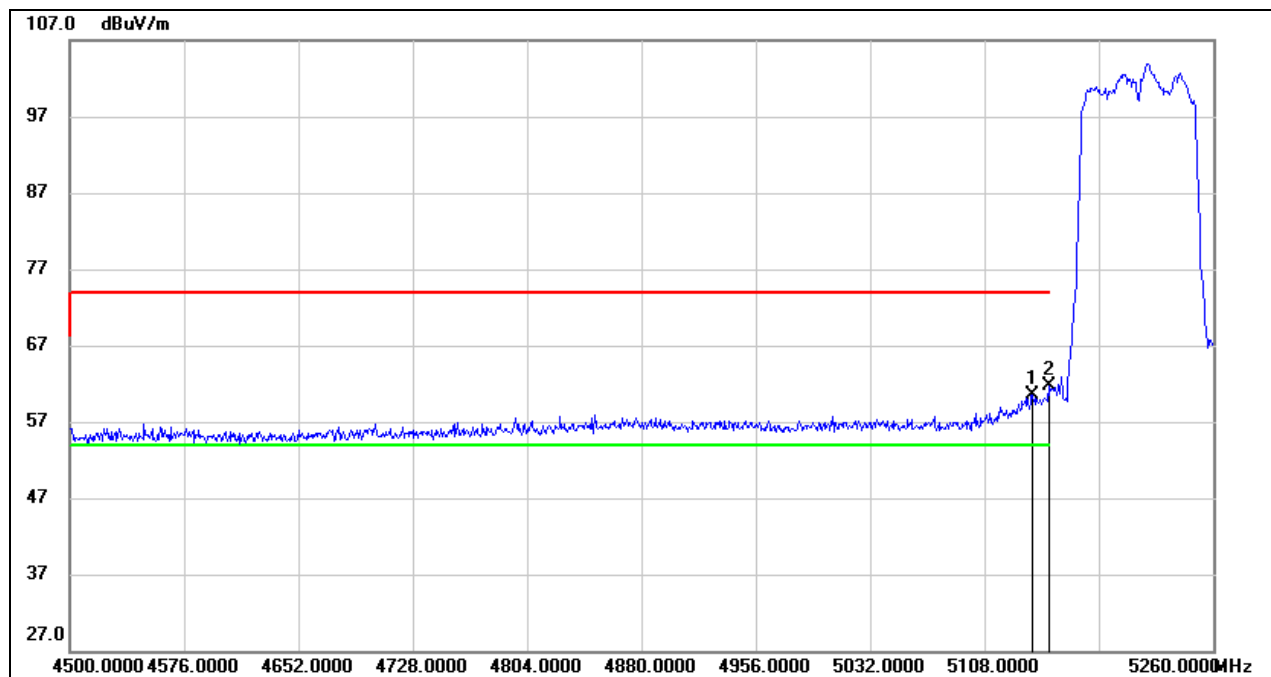


No.	Frequency (MHz)	Reading (dBuV)	Correct (dB/m)	Result (dBuV/m)	Limit (dBuV/m)	Margin (dB)	Remark
1	5142.960	7.31	40.42	47.73	54.00	-6.27	AVG
2	5150.000	6.86	40.46	47.32	54.00	-6.68	AVG

Note: 1. Measurement = Reading Level + Correct Factor
2. AVG: VBW=1/Ton where: ton is transmit duration.
3. For duty cycle, please refer to clause 7.1.
4. Only the worst case emission will be recorder, if it complies with the limit, the other emissions deemed to comply with the limit.



VERTICAL RESULTS
PEAK

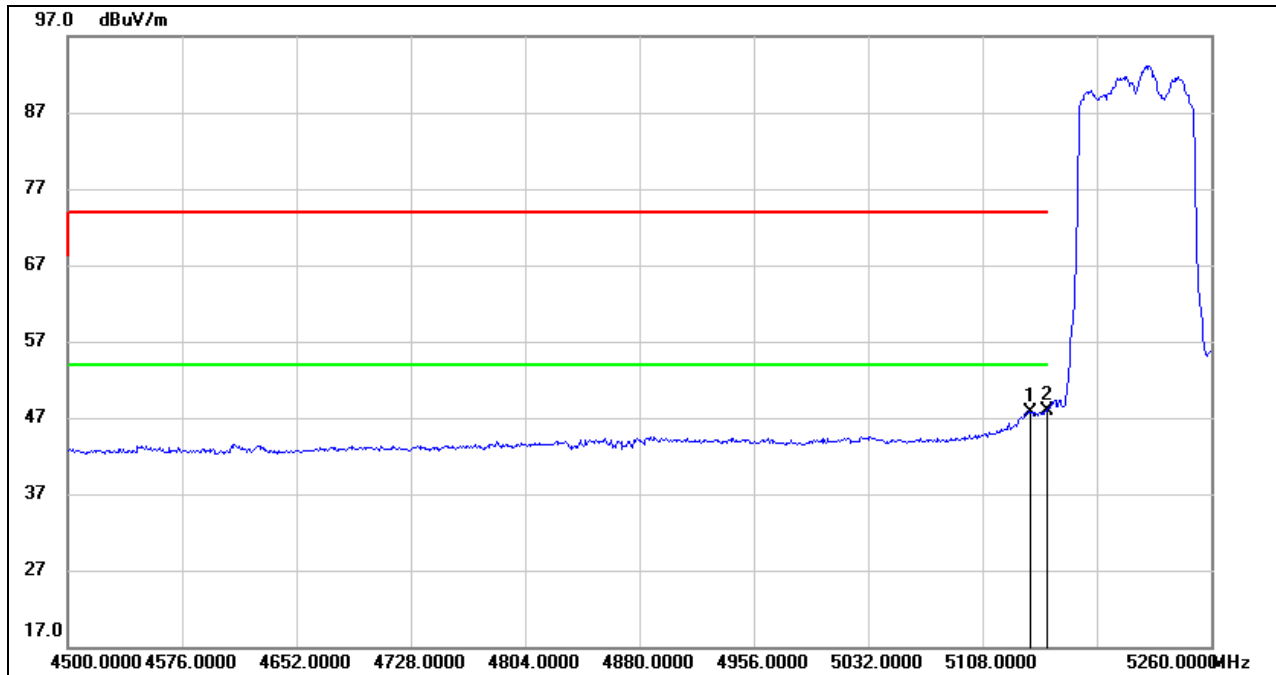


No.	Frequency (MHz)	Reading (dBuV)	Correct (dB/m)	Result (dBuV/m)	Limit (dBuV/m)	Margin (dB)	Remark
1	5139.920	20.08	40.41	60.49	74.00	-13.51	peak
2	5150.000	21.15	40.46	61.61	74.00	-12.39	peak

Note: 1. Measurement = Reading Level + Correct Factor.
2. If Peak Result complies with AV limit, AV Result is deemed to comply with AV limit.
3. Peak: Peak detector.
4. Only the worst case emission will be recorder, if it complies with the limit, the other emissions deemed to comply with the limit.

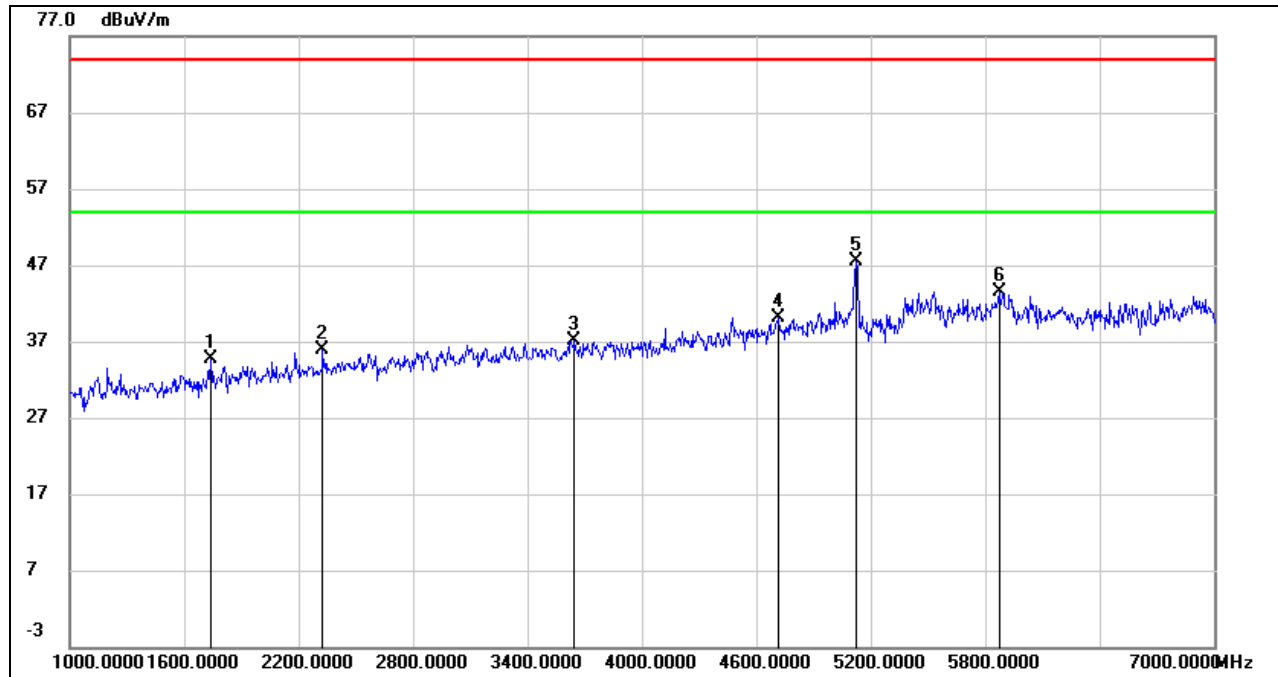


AVG



No.	Frequency (MHz)	Reading (dBuV)	Correct (dB/m)	Result (dBuV/m)	Limit (dBuV/m)	Margin (dB)	Remark
1	5139.920	7.35	40.41	47.76	54.00	-6.24	AVG
2	5150.000	7.45	40.46	47.91	54.00	-6.09	AVG

Note: 1. Measurement = Reading Level + Correct Factor
2. AVG: VBW=1/Ton where: ton is transmit duration.
3. For duty cycle, please refer to clause 7.1.
4. Only the worst case emission will be recorder, if it complies with the limit, the other emissions deemed to comply with the limit.

**HARMONICS AND SPURIOUS EMISSIONS LOW CHANNEL****HORIZONTAL RESULTS**
1-7GHz

No.	Frequency (MHz)	Reading (dBuV)	Correct (dB/m)	Result (dBuV/m)	Limit (dBuV/m)	Margin (dB)	Remark
1	1738.000	46.08	-11.39	34.69	74.00	-39.31	peak
2	2326.000	45.24	-9.27	35.97	74.00	-38.03	peak
3	3646.000	41.72	-4.56	37.16	74.00	-36.84	peak
4	4714.000	40.94	-0.77	40.17	74.00	-33.83	peak
5	5122.000	46.67	0.90	47.57	74.00	-26.43	peak
6	5872.000	39.65	3.82	43.47	74.00	-30.53	peak

Note: 1. Measurement = Reading Level + Correct Factor.

2. If Peak Result complies with AV limit, AV Result is deemed to comply with AV limit.

3. Peak: Peak detector.

4. Filter losses were only considered in the spurious frequency bands and the authorized band was not corrected for Band reject filter losses.

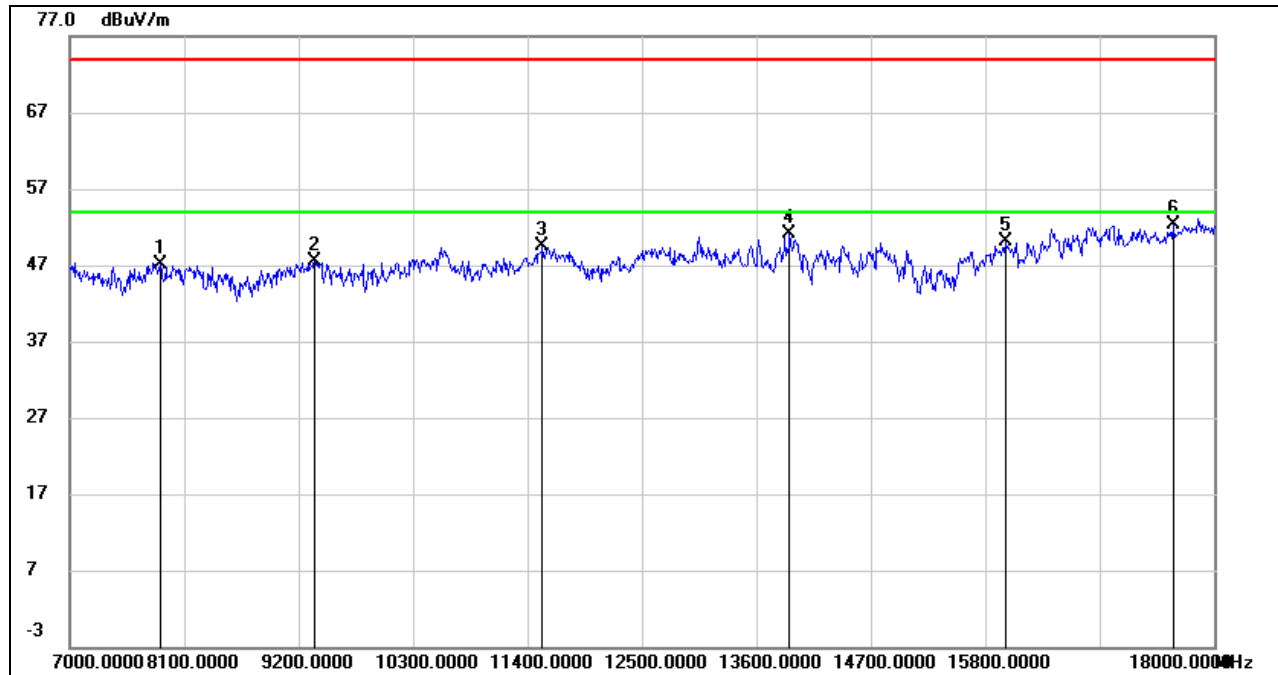
5. Proper operation of the transmitter prior to adding the filter to the measurement chain.

6. Owing to the highest peak level of unwanted emission out of the restricted bands complies with the lowest limit(54dBuV/m), so all the test point was deemed to comply with the limits list in the standard.



HORIZONTAL RESULTS

7-18GHz



No.	Frequency (MHz)	Reading (dBuV)	Correct (dB/m)	Result (dBuV/m)	Limit (dBuV/m)	Margin (dB)	Remark
1	7869.000	39.34	7.79	47.13	74.00	-26.87	peak
2	9354.000	37.78	9.64	47.42	74.00	-26.58	peak
3	11543.000	36.00	13.44	49.44	74.00	-24.56	peak
4	13919.000	34.98	16.16	51.14	74.00	-22.86	peak
5	15998.000	32.26	17.80	50.06	74.00	-23.94	peak
6	17604.000	30.40	21.89	52.29	74.00	-21.71	peak

Note: 1. Measurement = Reading Level + Correct Factor.

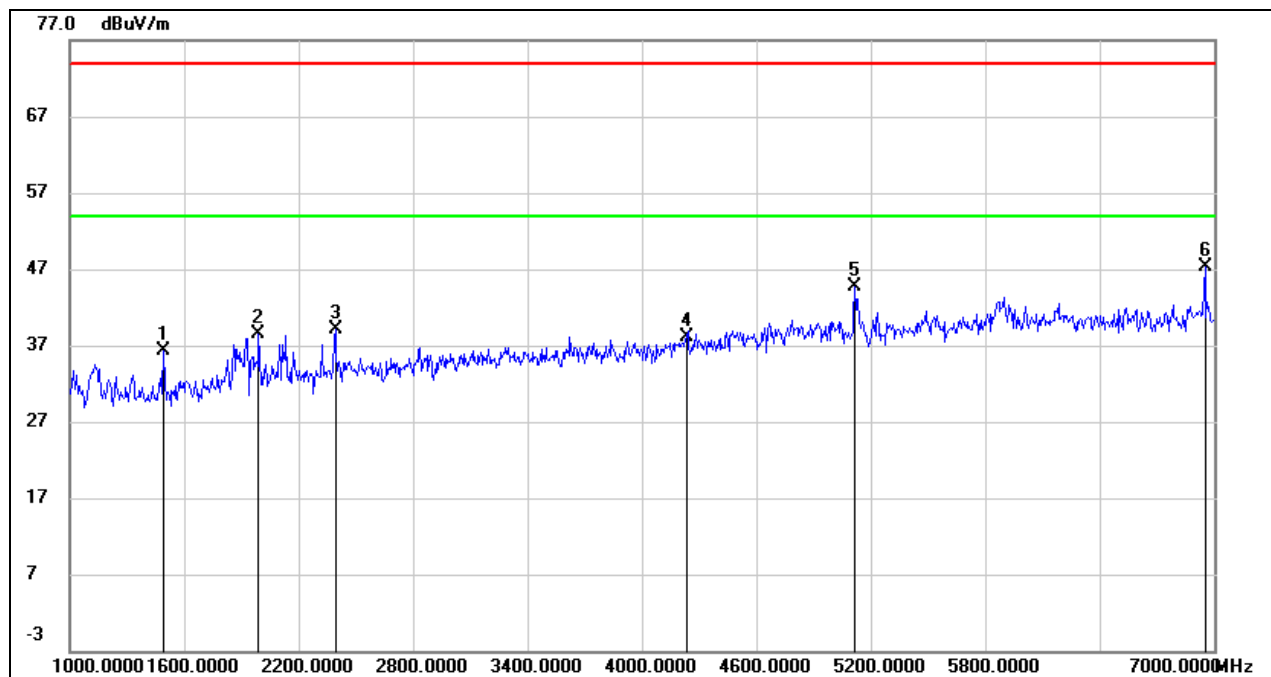
2. If Peak Result complies with AV limit, AV Result is deemed to comply with AV limit.

3. Peak: Peak detector.

4. Filter losses were only considered in the spurious frequency bands and the authorized band was not corrected for HPF losses.

5. Proper operation of the transmitter prior to adding the filter to the measurement chain.

6. Owing to the highest peak level of unwanted emission out of the restricted bands complies with the lowest limit(54dBuV/m), so all the test point was deemed to comply with the limits list in the standard.

**VERTICAL RESULTS****1-7GHz**

No.	Frequency (MHz)	Reading (dBuV)	Correct (dB/m)	Result (dBuV/m)	Limit (dBuV/m)	Margin (dB)	Remark
1	1492.000	49.27	-12.87	36.40	74.00	-37.60	peak
2	1990.000	49.09	-10.68	38.41	74.00	-35.59	peak
3	2392.000	47.99	-8.97	39.02	74.00	-34.98	peak
4	4234.000	40.87	-2.85	38.02	74.00	-35.98	peak
5	5116.000	43.76	0.86	44.62	74.00	-29.38	peak
6	6952.000	42.00	5.23	47.23	74.00	-26.77	peak

Note: 1. Measurement = Reading Level + Correct Factor.

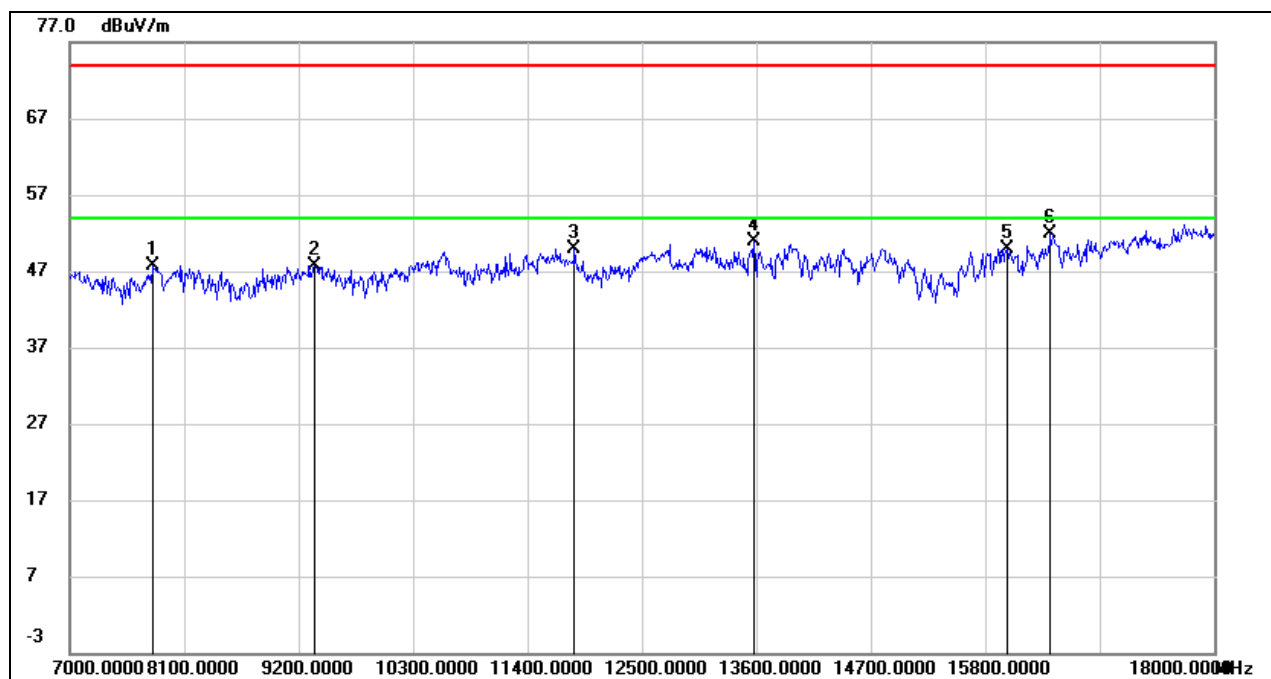
2. If Peak Result complies with AV limit, AV Result is deemed to comply with AV limit.

3. Peak: Peak detector.

4. Filter losses were only considered in the spurious frequency bands and the authorized band was not corrected for Band reject filter losses.

5. Proper operation of the transmitter prior to adding the filter to the measurement chain.

6. Owing to the highest peak level of unwanted emission out of the restricted bands complies with the lowest limit(54dBuV/m), so all the test point was deemed to comply with the limits list in the standard.

**7-18GHz**

No.	Frequency (MHz)	Reading (dBuV)	Correct (dB/m)	Result (dBuV/m)	Limit (dBuV/m)	Margin (dB)	Remark
1	7803.000	39.65	8.15	47.80	74.00	-26.20	peak
2	9354.000	38.03	9.64	47.67	74.00	-26.33	peak
3	11851.000	36.61	13.34	49.95	74.00	-24.05	peak
4	13578.000	34.87	16.06	50.93	74.00	-23.07	peak
5	16009.000	31.99	17.85	49.84	74.00	-24.16	peak
6	16427.000	32.51	19.37	51.88	74.00	-22.12	peak

Note: 1. Measurement = Reading Level + Correct Factor.

2. If Peak Result complies with AV limit, AV Result is deemed to comply with AV limit.

3. Peak: Peak detector.

4. Filter losses were only considered in the spurious frequency bands and the authorized band was not corrected for HPF losses.

5. Proper operation of the transmitter prior to adding the filter to the measurement chain.

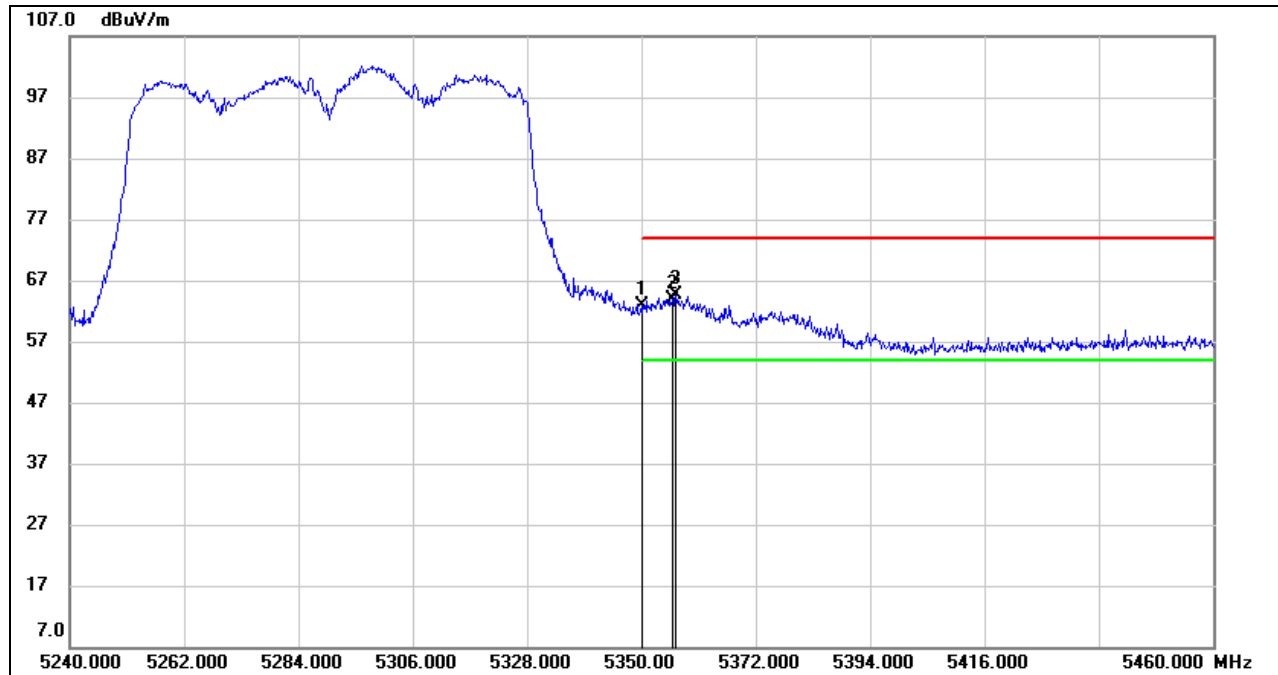
6. Owing to the highest peak level of unwanted emission out of the restricted bands complies with the lowest limit(54dBuV/m), so all the test point was deemed to comply with the limits list in the standard.



8.4.2. UNII-2A BAND

RESTRICTED BANDEGE LOW CHANNEL

HORIZONTAL RESULTS PEAK

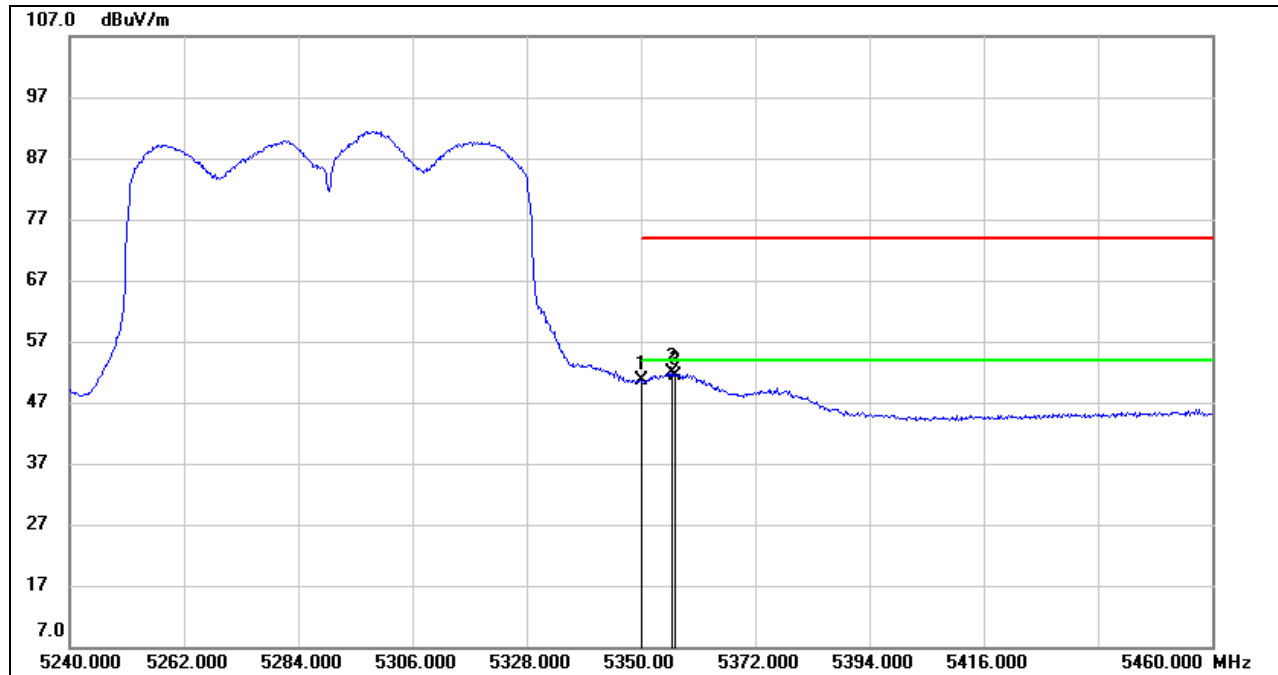


No.	Frequency (MHz)	Reading (dBuV)	Correct (dB/m)	Result (dBuV/m)	Limit (dBuV/m)	Margin (dB)	Remark
1	5350.000	22.18	40.64	62.82	74.00	-11.18	peak
2	5355.940	23.24	40.63	63.87	74.00	-10.13	peak
3	5356.600	23.94	40.62	64.56	74.00	-9.44	peak

Note: 1. Measurement = Reading Level + Correct Factor.
2. If Peak Result complies with AV limit, AV Result is deemed to comply with AV limit.
3. Peak: Peak detector.
4. Only the worst case emission will be recorder, if it complies with the limit, the other emissions deemed to comply with the limit.



AVG

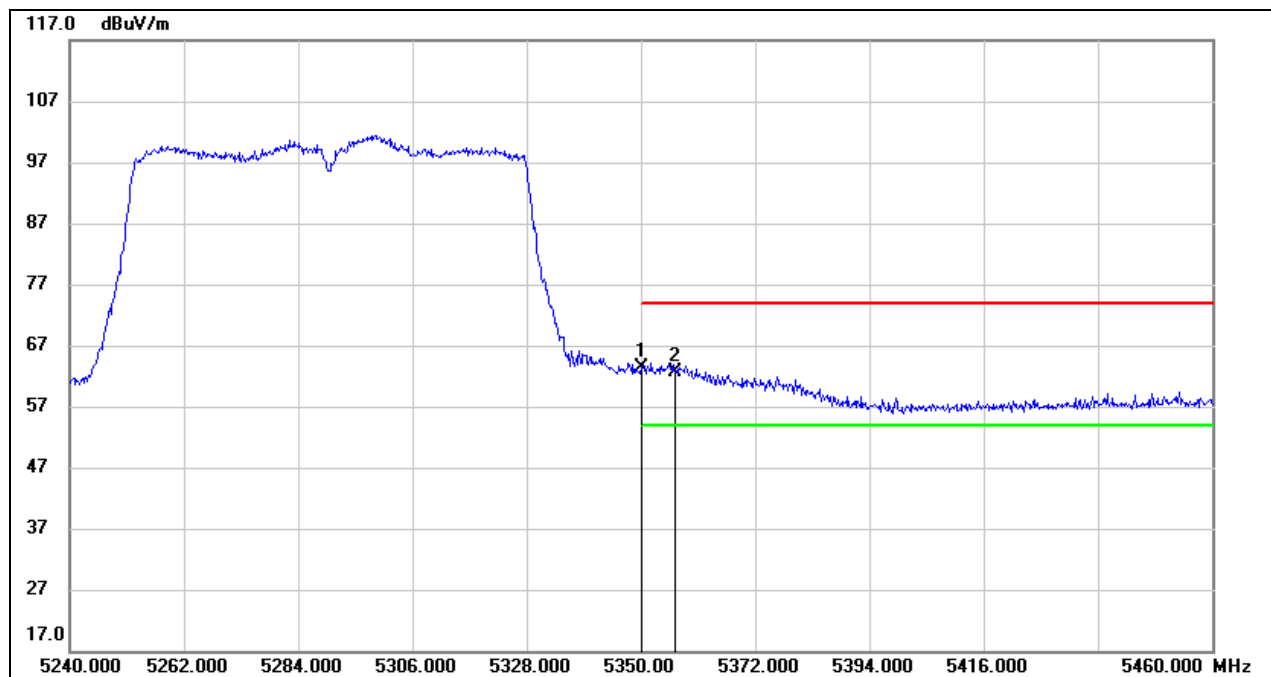


No.	Frequency (MHz)	Reading (dBuV)	Correct (dB/m)	Result (dBuV/m)	Limit (dBuV/m)	Margin (dB)	Remark
1	5350.000	9.93	40.64	50.57	54.00	-3.43	AVG
2	5355.940	11.19	40.63	51.82	54.00	-2.18	AVG
3	5356.600	10.76	40.62	51.38	54.00	-2.62	AVG

Note: 1. Measurement = Reading Level + Correct Factor
2. AVG: $VBW=1/Ton$ where: ton is transmit duration.
3. For duty cycle, please refer to clause 7.1.
4. Only the worst case emission will be recorder, if it complies with the limit, the other emissions deemed to comply with the limit.



VERTICAL RESULTS
PEAK

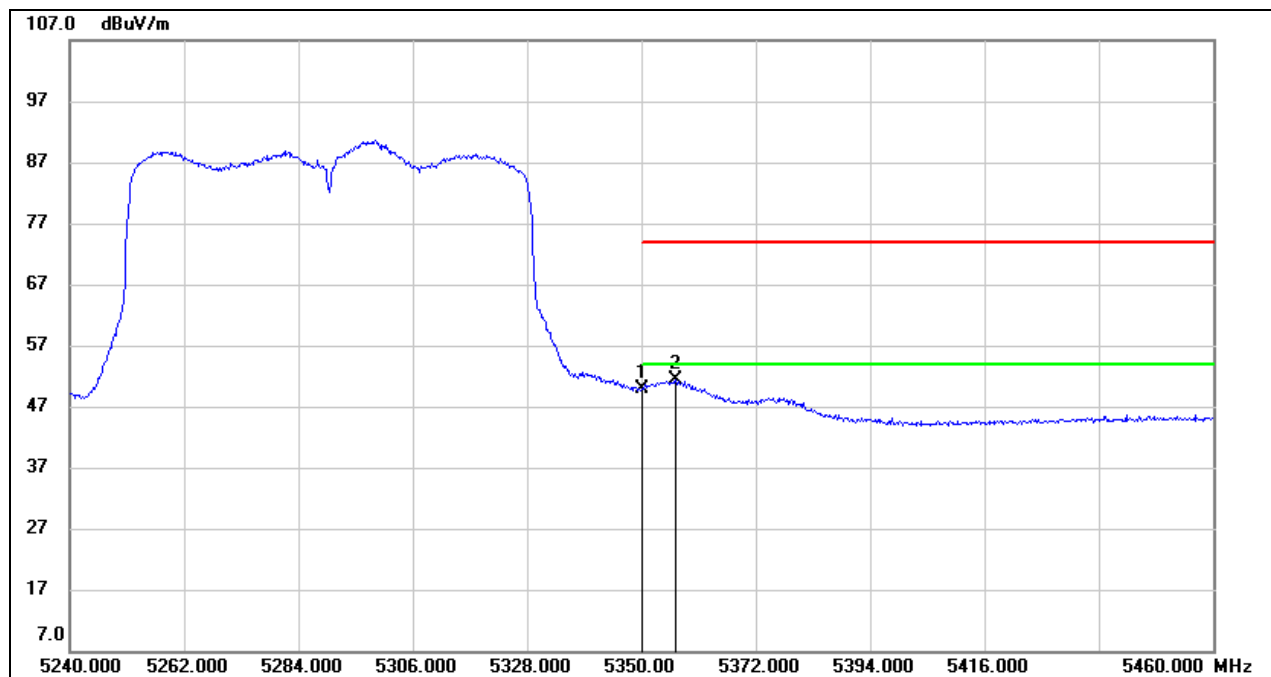


No.	Frequency (MHz)	Reading (dBuV)	Correct (dB/m)	Result (dBuV/m)	Limit (dBuV/m)	Margin (dB)	Remark
1	5350.000	22.64	40.64	63.28	74.00	-10.72	peak
2	5356.600	22.13	40.62	62.75	74.00	-11.25	peak

Note: 1. Measurement = Reading Level + Correct Factor.
2. If Peak Result complies with AV limit, AV Result is deemed to comply with AV limit.
3. Peak: Peak detector.
4. Only the worst case emission will be recorder, if it complies with the limit, the other emissions deemed to comply with the limit.

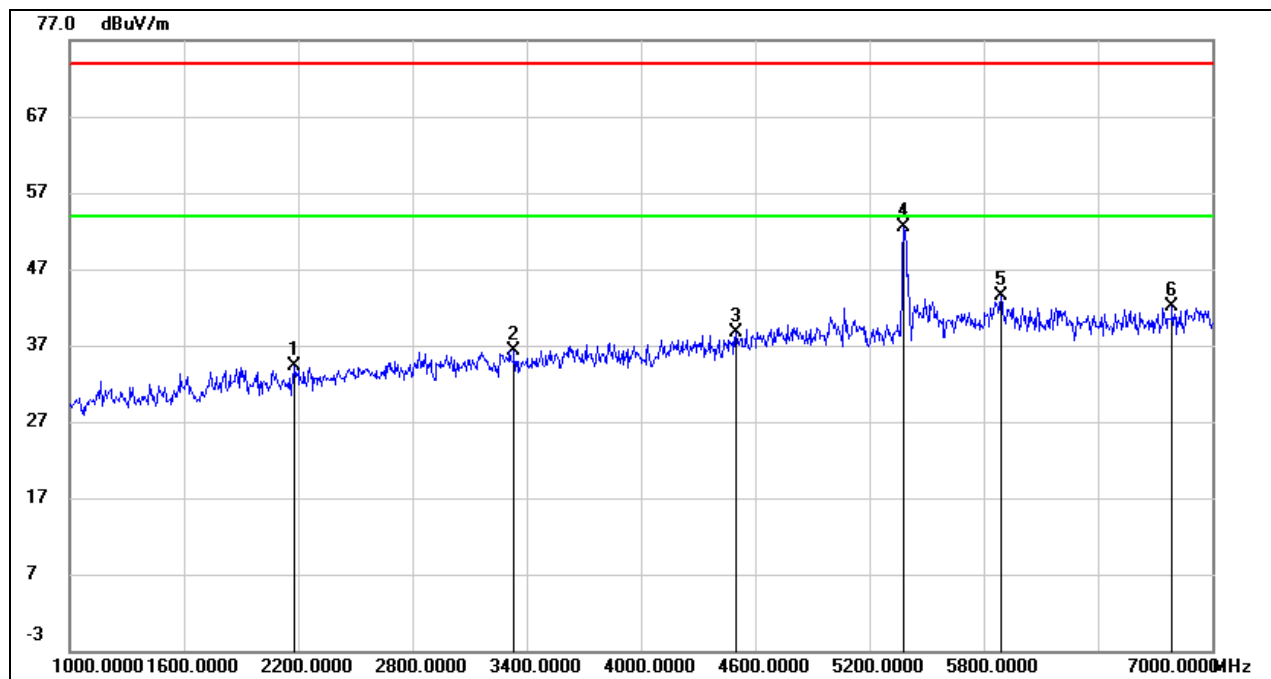


AVG



No.	Frequency (MHz)	Reading (dBuV)	Correct (dB/m)	Result (dBuV/m)	Limit (dBuV/m)	Margin (dB)	Remark
1	5350.000	9.34	40.64	49.98	54.00	-4.02	AVG
2	5356.600	10.64	40.62	51.26	54.00	-2.74	AVG

Note: 1. Measurement = Reading Level + Correct Factor
2. AVG: VBW=1/Ton where: ton is transmit duration.
3. For duty cycle, please refer to clause 7.1.
4. Only the worst case emission will be recorder, if it complies with the limit, the other emissions deemed to comply with the limit.

**HARMONICS AND SPURIOUS EMISSIONS LOW CHANNEL****HORIZONTAL RESULTS****1-7GHz**

No.	Frequency (MHz)	Reading (dBuV)	Correct (dB/m)	Result (dBuV/m)	Limit (dBuV/m)	Margin (dB)	Remark
1	2182.000	43.97	-9.73	34.24	74.00	-39.76	peak
2	3334.000	42.03	-5.67	36.36	74.00	-37.64	peak
3	4498.000	40.55	-1.77	38.78	74.00	-35.22	peak
4	5380.000	51.34	1.11	52.45	74.00	-21.55	peak
5	5890.000	39.41	4.15	43.56	74.00	-30.44	peak
6	6790.000	37.56	4.54	42.10	74.00	-31.90	peak

Note: 1. Measurement = Reading Level + Correct Factor.

2. If Peak Result complies with AV limit, AV Result is deemed to comply with AV limit.

3. Peak: Peak detector.

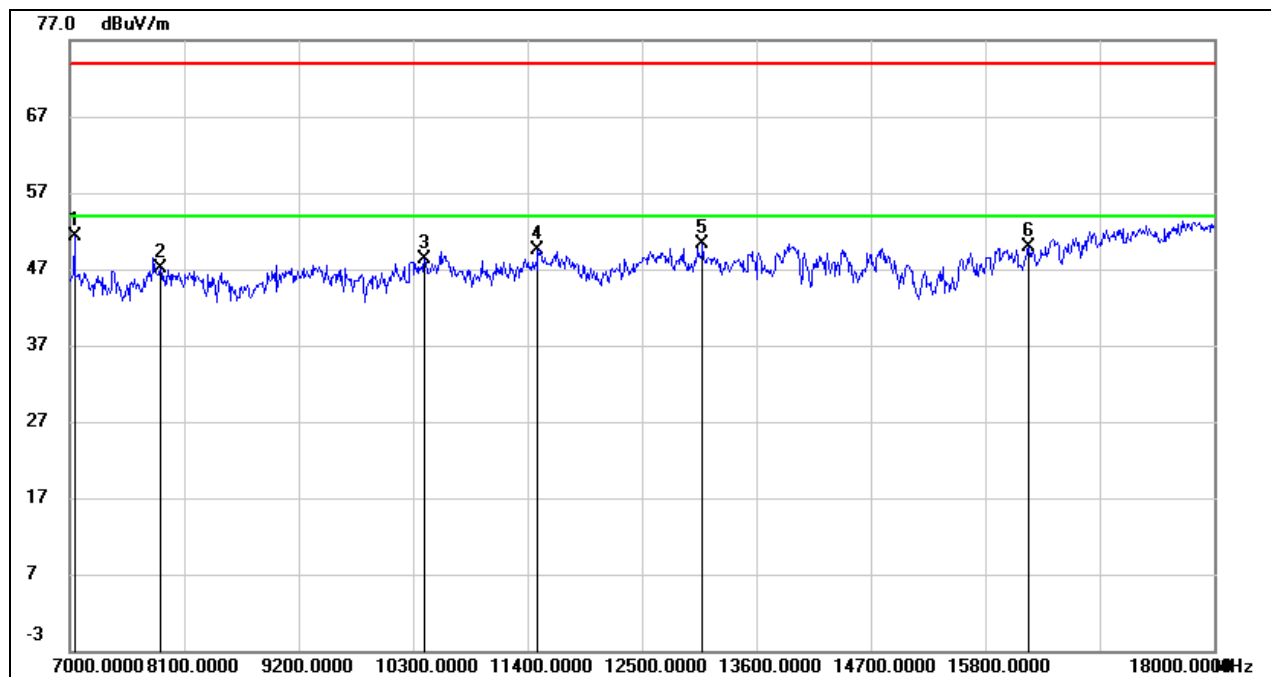
4. Filter losses were only considered in the spurious frequency bands and the authorized band was not corrected for Band reject filter losses.

5. Proper operation of the transmitter prior to adding the filter to the measurement chain.

6. Owing to the highest peak level of unwanted emission out of the restricted bands complies with the lowest limit(54dBuV/m), so all the test point was deemed to comply with the limits list in the standard.



HORIZONTAL RESULTS 7-18GHz



No.	Frequency (MHz)	Reading (dBuV)	Correct (dB/m)	Result (dBuV/m)	Limit (dBuV/m)	Margin (dB)	Remark
1	7044.000	44.69	6.52	51.21	74.00	-22.79	peak
2	7869.000	39.32	7.79	47.11	74.00	-26.89	peak
3	10410.000	37.07	11.20	48.27	74.00	-25.73	peak
4	11499.000	36.15	13.35	49.50	74.00	-24.50	peak
5	13083.000	34.96	15.32	50.28	74.00	-23.72	peak
6	16218.000	31.25	18.59	49.84	74.00	-24.16	peak

Note: 1. Measurement = Reading Level + Correct Factor.

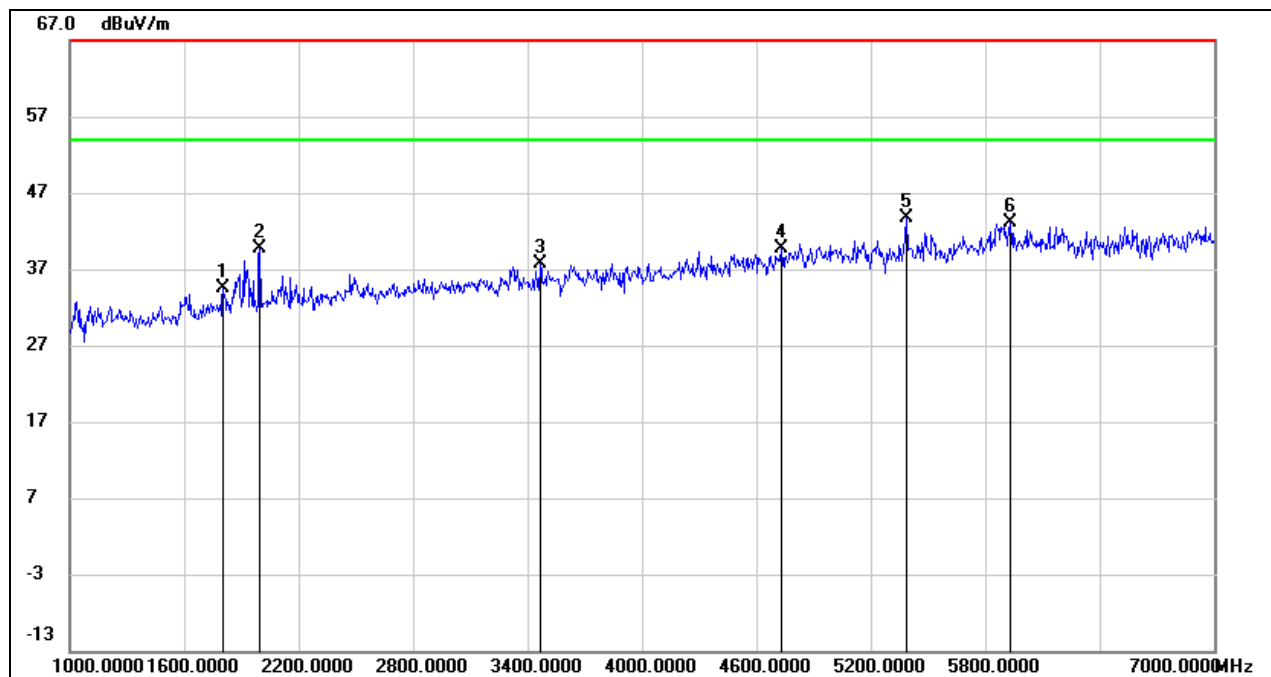
2. If Peak Result complies with AV limit, AV Result is deemed to comply with AV limit.

3. Peak: Peak detector.

4. Filter losses were only considered in the spurious frequency bands and the authorized band was not corrected for HPF losses.

5. Proper operation of the transmitter prior to adding the filter to the measurement chain.

6. Owing to the highest peak level of unwanted emission out of the restricted bands complies with the lowest limit(54dBuV/m), so all the test point was deemed to comply with the limits list in the standard.

**VERTICAL RESULTS****1-7GHz**

No.	Frequency (MHz)	Reading (dBuV)	Correct (dB/m)	Result (dBuV/m)	Limit (dBuV/m)	Margin (dB)	Remark
1	1804.000	45.22	-10.70	34.52	74.00	-39.48	peak
2	1996.000	50.32	-10.68	39.64	74.00	-34.36	peak
3	3466.000	43.31	-5.57	37.74	74.00	-36.26	peak
4	4732.000	40.38	-0.69	39.69	74.00	-34.31	peak
5	5386.000	42.61	1.08	43.69	74.00	-30.31	peak
6	5932.000	39.38	3.77	43.15	74.00	-30.85	peak

Note: 1. Measurement = Reading Level + Correct Factor.

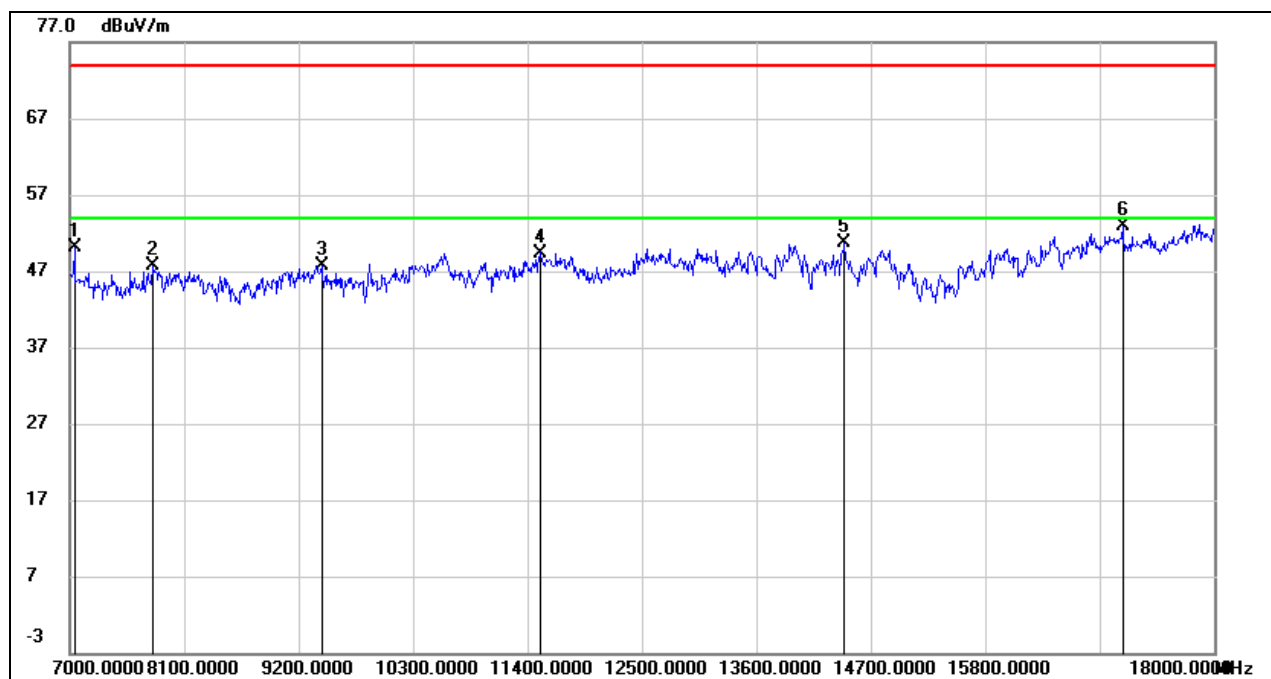
2. If Peak Result complies with AV limit, AV Result is deemed to comply with AV limit.

3. Peak: Peak detector.

4. Filter losses were only considered in the spurious frequency bands and the authorized band was not corrected for Band reject filter losses.

5. Proper operation of the transmitter prior to adding the filter to the measurement chain.

6. Owing to the highest peak level of unwanted emission out of the restricted bands complies with the lowest limit(54dBuV/m), so all the test point was deemed to comply with the limits list in the standard.

**7-18GHz**

No.	Frequency (MHz)	Reading (dBuV)	Correct (dB/m)	Result (dBuV/m)	Limit (dBuV/m)	Margin (dB)	Remark
1	7044.000	43.60	6.52	50.12	74.00	-23.88	peak
2	7792.000	39.73	8.07	47.80	74.00	-26.20	peak
3	9420.000	37.88	9.90	47.78	74.00	-26.22	peak
4	11521.000	36.00	13.40	49.40	74.00	-24.60	peak
5	14447.000	34.10	16.63	50.73	74.00	-23.27	peak
6	17120.000	31.97	20.95	52.92	74.00	-21.08	peak

Note: 1. Measurement = Reading Level + Correct Factor.

2. If Peak Result complies with AV limit, AV Result is deemed to comply with AV limit.

3. Peak: Peak detector.

4. Filter losses were only considered in the spurious frequency bands and the authorized band was not corrected for HPF losses.

5. Proper operation of the transmitter prior to adding the filter to the measurement chain.

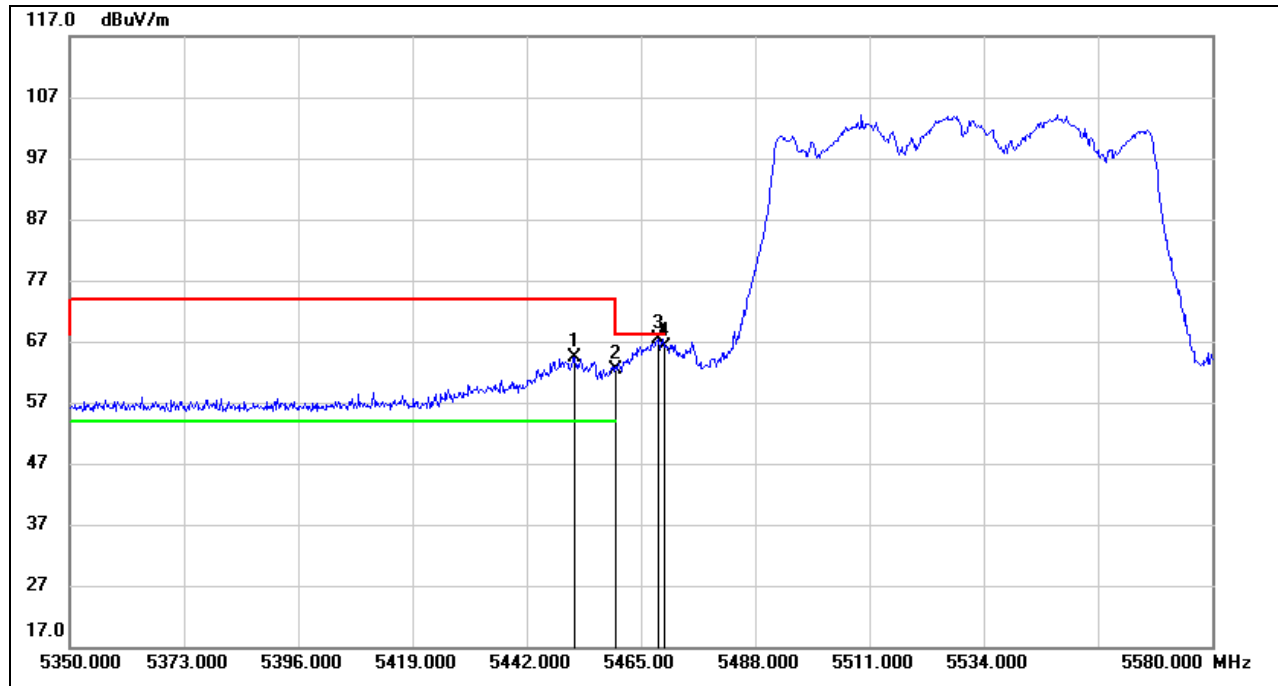
6. Owing to the highest peak level of unwanted emission out of the restricted bands complies with the lowest limit(54dBuV/m), so all the test point was deemed to comply with the limits list in the standard.



8.4.3. UNII-2C BAND

RESTRICTED BANDEDGE LOW CHANNEL

HORIZONTAL RESULTS PEAK



No.	Frequency (MHz)	Reading (dBuV)	Correct (dB/m)	Result (dBuV/m)	Limit (dBuV/m)	Margin (dB)	Remark
1	5451.660	23.17	41.17	64.34	74.00	-9.66	peak
2	5460.000	20.99	41.28	62.27	68.20	-5.93	peak
3	5468.450	26.11	41.39	67.50	68.20	-0.70	peak
4	5470.000	24.83	41.41	66.24	68.20	-1.96	peak

Note: 1. Measurement = Reading Level + Correct Factor.
2. If Peak Result complies with AV limit, AV Result is deemed to comply with AV limit.
3. Peak: Peak detector.
4. Only the worst case emission will be recorder, if it complies with the limit, the other emissions deemed to comply with the limit.