



Setup Photographs


<Radiated Emission>
Sample 1 with Adapter 1
X Plane with Accessory for PCS Band
LF




HF




**Y Plane with Accessory for AWS Band
LF**




HF



**Z Plane with Accessory for Cellular Band
LF**




HF




**Sample 1 with Adapter 2
Y Plane with Accessory for AWS Band
LF**




HF



**Sample 2 with Adapter 1
Y Plane with Accessory for AWS Band
LF**



HF



—————THE END—————