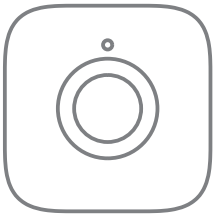


SwitchBot Motion Sensor User Manual

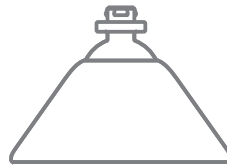
1.In the Box



Motion Sensor x 1



AAA batteries x 2



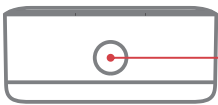
Base x 1



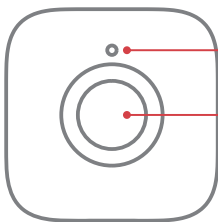
Sticker x 1

Note: The visuals used in this manual are for reference only. Due to the future updates and improvements of the product, the actual product images may differ.

2.Device Instruction

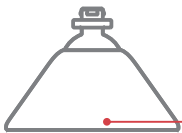


Reset Button



LED Indicator Light and Light Sensor

Fresnel Lens



Base

3.Preparation

A smartphone or tablet with Bluetooth 4.2 or above

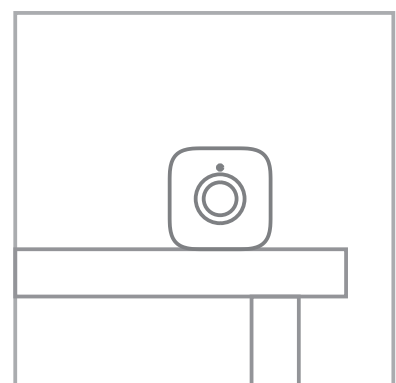
Download the SwitchBot app

Create a SwitchBot account and sign in

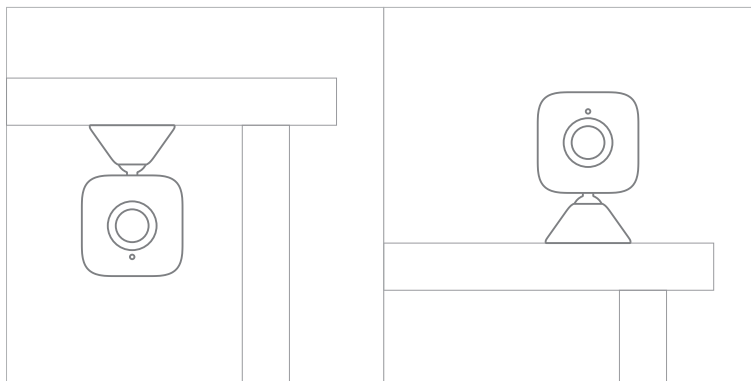


4.Installation

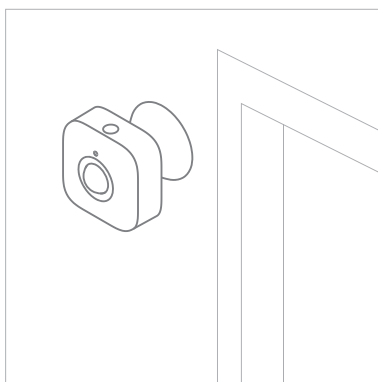
1.Place it on a tabletop.



2. Mount the Base to the back or the bottom of the Motion Sensor. Adjust the sensor angle to cover the desired space in your home. Place the sensor on a tabletop or stick it to an iron surface.



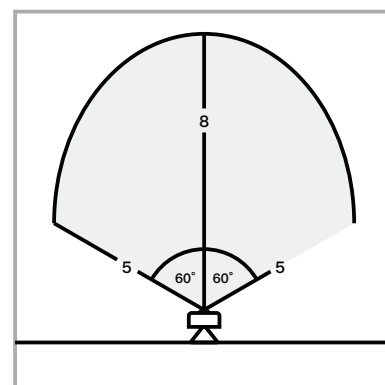
3. Stick it to a surface using the 3M Sticker.



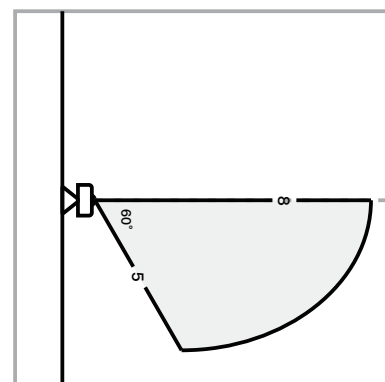
Installation Tips:

Make sure the sensor is not pointing to appliances or heat source in order to reduce interference and to avoid false alarms.

The sensor senses up to 8m away and up to 120°, horizontally.

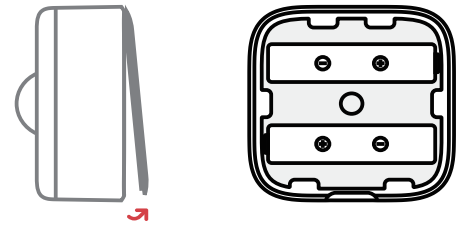


The sensor senses up to 8m and up to 60°, vertically.



5.Initial Setup

1.Remove the back lid of the sensor. Follow the "+" and "-" marks, insert two AAA batteries into the battery box. Put the back lid back.



2. Open the SwitchBot app and sign in.
3. Tap the "+" icon on the top right of the Home page.
4. Choose the Motion Sensor icon to add the device to your account.

6.Battery Replacement, Firmware, and Factory Reset

Battery Replacement

Remove the back lid of the sensor. Follow the "+" and "-" marks, replace the old batteries with new ones. Put the back lid back.

Firmware

Make sure you have the up to date firmware by upgrading in time.

Factory Reset

Long press the Reset Button for 15 seconds or until the LED Indicator Light is on.

Note: After the device is reset, all settings will be set to the default values and the activity logs will be erased.

7.Specification

Model Number: W1101500

Size: 54*54*34mm

Weight: 60g

Power & Battery Life: AAx2, typically 3 years

Measure Range: -10°C~60°C, 20~85%RH

Maximum Detection Distance: 8m

Maximum Detection Angle: 120° horizontally and 60° vertically

8.Return and Refund Policy

This product has one-year warranty (start from the purchasing day). The situations below do not fit the Return and Refund Policy.

Intended damage or abuse.

Inappropriate storage (drop down or soaking in water).

User modify or repair.

Using loss.

Force majeure damage (Natural disasters).

9.Contact and Support

Setup and Troubleshooting: support.switch-bot.com

Support Email: support@wondertechlabs.com

Feedback: If you have any concern or problem when using our products, please kindly send feedback from the Profile> Feedback page in the SwitchBot app.

10.CE Warning

Manufacturer's Name: Woan Technology (Shenzhen) Co., Ltd.

This product is a fixed location. To comply with RF exposure requirements, a minimum separation

distance of 20cm must be maintained between the user's body and the device, including the antenna. Use only the supplied or an approved antenna.

This device in compliance with the essential requirements and other relevant provisions of Directive 2014/53/EU. All essential radio test suites have been carried out.

1. CAUTION : RISK OF EXPLOSION IF BATTERY IS REPLACED BY AN INCORRECT TYPE. DISPOSE OF USED BATTERIES ACCORDING TO THE INSTRUCTIONS

2. The device complies with RF specifications when the device used at 20cm from your body

11.UKCA Warning

This product complies with the radio interference requirements of the United Kingdom

Declaration of Conformity

Hereby, Woan Technology (Shenzhen) Co., Ltd. declares that the product type SwitchBot Motion Sensor is in compliance with Radio Equipment Regulations 2017. The full text of the UK declaration of conformity is available at the following internet address: <https://uk.anker.com>

The adapter shall be installed near the equipment and shall be easily accessible. Do not use the Device in the environment at too high or too low temperature, never expose the Device under strong sunshine or too wet environment. The suitable temperature for the product and accessories is 32°F to 95°F / 0°C to 35°C. When charging, please place the device in an environment that has a normal room temperature and good ventilation.

It is recommended to charge the device in an environment with a temperature that ranges from 5 °C ~25 °C .
. The plug considered as disconnect device of adapter.

CAUTION RISK OF EXPLOSION IF BATTERY IS REPLACED BY AN INCORRECT TYPE. DISPOSE OF USED BATTERIES ACCORDING TO THE INSTRUCTIONS

RF exposure information:

The Maximum Permissible Exposure (MPE) level has been calculated based on a distance of d=20 cm between the device and the human body. To maintain compliance with RF exposure requirement, use product that maintain a 20cm distance between the device and human body.

Frequency Range: 2402MHz-2480MHz

Bluetooth Max Output Power:-3.17 dBm(EIRP)



Your product is designed and manufactured with high quality materials and components, which can be recycled and reused.



This symbol means the product must not be discarded as household waste, and should be delivered to an appropriate collection facility for recycling. Proper disposal and recycling helps protect natural resources, human health and the environment. For more information on disposal and recycling of this product, contact your local municipality, disposal service, or the shop where you bought this product.