

中文



2. 蓝牙配对



3.使用方法

1. 打开盒子，耳机自动开机并左右配对。
2. 打开想要连接设备的蓝牙，从列表中选择“W09”，配对成功。

注意：


1. 盒子底部有按键，单击可点亮屏幕；
长按10秒可重启盒子。

1. 用一只手按住耳朵，像戴耳环一样插在耳朵上。
2. 首先扶在耳朵上方，上下移动调整到最佳听声音的位置。

4. 多达13种功能



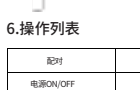
✱



要将耳机本体

要在医疗器械附近使用本手机,无线电磁波等影响可能引发心脏起搏器或其他医疗用电子设备出现故障。

5.操作按钮的位置和操做方法



指示:播放/停止
通话应答/挂断

上一臂端子	双连左耳轴保险板
下一臂端子	双连右耳轴保险板
音量加	三连左耳轴保险板
音量减	三连右耳轴保险板
召唤话筒助手	长接任意耳轴保险板或25触点S/H
脚踏喇叭式切换	四连任意耳轴保险板

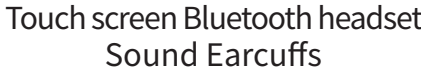
警告：

請遵守以下注意事項以免導致失火、觸電、發熱、起火等突發的危險或嚴重危害。

請不要將具有可燃或助燃特性的化學品、如酒精或汽油等放入本設備內，為避免可能引發失火的狀況，請不要連續開機，並且不要將本設備靠近任何可燃物。此外，請勿將本設備靠近任何可能導致起火或爆炸的物質，如煙燻可能引起燃燒的香煙、香菸上滴落之香煙油等。請注意，本設備並非設計成其他用途的裝置，請勿濫用。

請勿使用非原廠的 USB 型 C 型充電供電線、插頭、電線等，這些裝置可能導致本設備起火或損壞其他零件，造成設備損壞及損色、自行停止充電等問題，以及引發短路或過熱等情況。如欲進行充電，請使用原廠配件，或經認證、合格之充電器，並請同時注意原廠配件中內附的說明書的「安全」部分。請不要將本設備暴露在陽光或強烈光線設備周圍，如日光燈內，直射的陽光下，或處於強烈光線下。請勿將本設備置於潮濕場所，浴室、廚房及寢室。

英文



1. Product structure



3. Usage

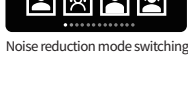
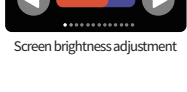
1. Open the box, the headphones will automatically turn on and pair left and right.
2. Open the Bluetooth that you want to connect to the device, select "FW09" from the list, and pairing is successful.

Attention:

1. There is a button at the bottom of the box which can be clicked to light up the screen.

1. Use one hand to hold the ear and hang it on like wearing an earring.

4. Up to 13 functions



*



...do not play
down.

Do not use this device near medical devices, as radio waves and other influences may cause malfunctions in peripheral medical electronic devices.

Do not use this device in crowded vehicles or other miscellaneous places, or in the interior of medical institutions, as radio waves and other factors may cause accidental operations and accidents.

5. Position and operation method of operation buttons



Music: Play/Stop
Call answering/hangin'

Previous song	Double click on the left ear touch panel
Next piece of music	Double click on the right ear touch panel
Volume increase	Three click left ear touch panel
Volume reduction	Three click right ear touch panel
Summoning Voice Assistant	Long press any earphone touch panel for 2 seconds

Warning

Please pay attention to the following precautions to avoid death or serious injury caused by fire, electric shock, heat, fire, etc.
Do not directly touch the charging battery with your hands to prevent liquid leakage. If the leaked liquid accidentally enters the eyes, to avoid the possibility of blindness, please do not rub your eyes immediately immerse thoroughly with clean water and seek medical treatment promptly. If the leaked liquid accidentally touches the body or clothing, to avoid possible burns or other injuries please use immediate wash with water or other ingredients. If there is inflammation or other damage to the skin, please seek medical treatment promptly Please use the attached USB Type-C accessory for charging. Damage, battery leakage, overheating and other situations may cause fire and other injuries, resulting in surrounding pollution and damage injury. Do not disassemble this machine on your own to avoid malfunctions or electric shock. If you need to replace the rechargeable battery, inspect or repair, please contact the seller in a timely manner Post service center or specialized stores at the time of purchase. Please note that exposure to high temperatures can lead to battery swelling, deformation, rupture, gas release, fire, explosion, smoke, sulfuric acid, sunlight, and high temperatures. Use ultrasonic cleaning agent/bath/broom/cleaner as the interior of the case.

FCC Warning

This device complies with Part 15 of the FCC Rules. Operation is subject to the following two conditions:

(1) This device may not cause harmful interference, and (2) this device must accept any interference received, including interference that may cause undesired operation.

NOTE 1: This equipment has been tested and found to comply with the limits for a Class B digital device, pursuant to part 15 of the FCC Rules. These limits are designed to provide reasonable protection against harmful interference in a residential installation. This equipment generates, uses and can radiate radio frequency energy and, if not installed and used in accordance with the instructions, may cause harmful interference to radio communications. However, there is no guarantee that interference will not occur in a particular installation. If this equipment does cause harmful interference to radio or television reception, which can be determined by turning the equipment off and on, the user is encouraged to try to correct the interference by one or more of the following measures:

- Reorient or relocate the receiving antenna.
- Increase the separation between the equipment and receiver.
- Connect the equipment into an outlet on a circuit different from that to which the receiver is connected.
- Consult the dealer or an experienced radio/TV technician for help.

NOTE 2: Any changes or modifications to this unit not expressly approved by the party responsible for compliance could void the user's authority to operate the equipment.

The device has been evaluated to meet general RF exposure requirement. The device can be used in portable exposure condition without restriction.