


## RF Test Setup Photograph


Description: Front View of Conducted Emission Test Setup for Power Port




Description: Back View of Conducted Emission Test Setup for Power Port




Description: Radiated Emission Test Setup for below 1GHz




Description: Radiated Emission Test Setup for above 1GHz



Description: Body Back Position with 0mm gap



Description: Body Left Position with 0mm gap



Description: Body Top Position with 0mm gap

