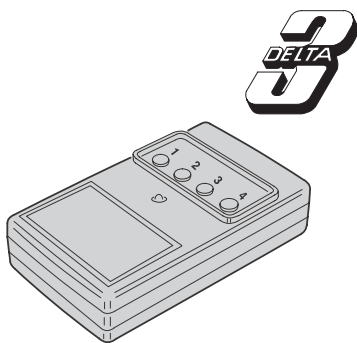


DT-4B

DIGITAL TRANSMITTER

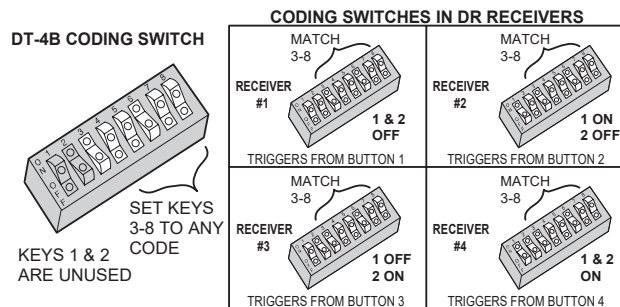
Code Setting Instructions



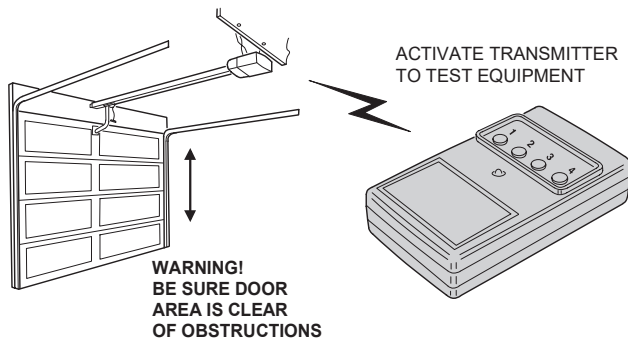
Linear®

USA & Canada (800) 421-1587 & (800) 392-0123
(760) 438-7000 - Toll Free FAX (800) 468-1340
www.nortekcontrol.com

STEP 2A: Coding for single-channel receivers. Pick any combination of OFF/ON codes, and set them on switch keys 3-8 in the transmitter. Match the same code on switch keys 3-8 in each receiver. Set each receiver's switch keys 1 and 2 to select which transmitter button will activate it. **Transmitter switch keys 1 & 2 are unused and can be in any position.**



STEP 3: Test the equipment. Connect the receiver(s) to the operators as described in the receiver's installation instructions. **Be sure the door/gate area is clear.** Activate the transmitter, and verify that the receiver triggers the operator. Check that the correct button on the DT-4B activates the desired operator.



Description The Delta-3 DT-4B digital transmitter is a four-channel wireless radio control designed for use with automatic garage/gate operators and access control systems. The transmitter can be used with one 4-channel receiver (DR4), two 2-channel receivers (DR2) or four single-channel receivers (DR,DRQ or DRM). **Receivers should be mounted at least 8 feet apart.**

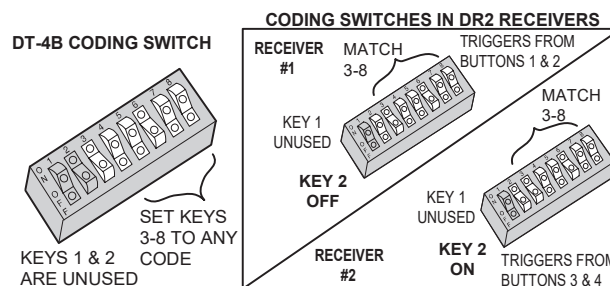
The Delta-3 radio format provides 256 different digital codes. The codes are set using the 8-position coding switches in the units.

CAUTION: All transmitters and receivers should be recoded by the installer prior to operation.

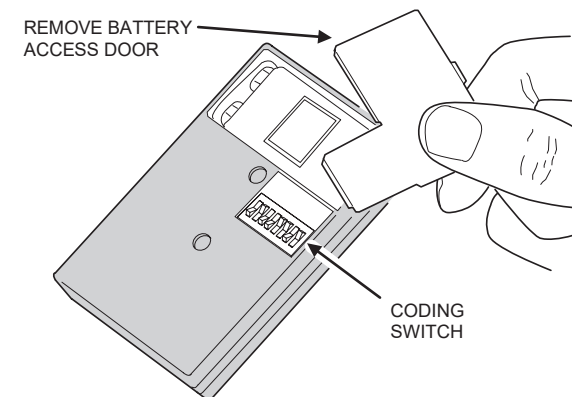
In order to avoid the possibility of duplicating codes in adjacent systems, factory set codes should not be used. In addition, among the valid codes available, four others should not be used. These include: all keys set ON or OFF and keys set alternating ON/OFF.

The transmitter is powered by a 9-volt battery. It should last 12 to 18 months with normal use. The red LED on the face of the transmitter will glow when the unit is activated. When it lights dimly, or not at all when transmitting, the battery needs to be replaced.

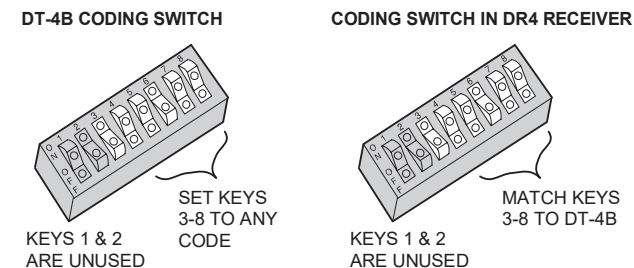
STEP 2B: Coding for two-channel receivers. Pick any combination of OFF/ON codes, and set them on switch keys 3-8 in the transmitter. Match the same code on switch keys 3-8 in each receiver. Set each receiver's switch key 2 to select which transmitter buttons (1 & 2 or 3 & 4) will activate it. **Transmitter switch keys 1 & 2 and receiver switch key 1 are unused and can be in any position.**



STEP 1: Locate coding switch. Remove the battery access door located on the back of the transmitter case. Identify the coding switch and note that it has eight positions, with ON and OFF clearly labeled.

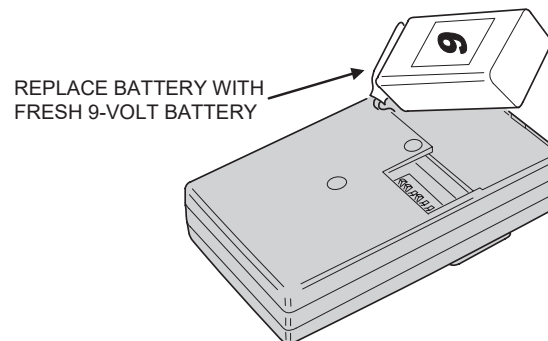


STEP 2C: Coding for a four-channel receiver. Pick any combination of OFF/ON codes, and set them on switch keys 3-8 in the transmitter. Match the same code on switch keys 3-8 in each receiver. **Transmitter and receiver switch keys 1 & 2 are unused and can be in any position.**



BATTERY REPLACEMENT

The battery should last 12 to 18 months with normal use. The red LED on the face of the transmitter will glow when the unit is activated. When the red LED lights dimly, or not at all when transmitting, the battery needs to be replaced. Remove the battery access door to change the battery. Any type of 9-volt battery can be used.



LIMITED WARRANTY

This Nortek Security & Control LLC product is warranted against defects in material and workmanship for twenty-four (24) months. This warranty extends only to wholesale customers who buy direct from Nortek or through Nortek's normal distribution channels. Nortek Security & Control LLC does not warrant this product to consumers. Consumers should inquire from their selling dealer as to the nature of the dealer's warranty, if any. There are no obligations or liabilities on the part of Nortek Security & Control LLC for consequential damages arising out of or in connection with use or performance of this product or other indirect damages with respect to loss of property, revenue, or profit, or cost of removal, installation, or reinstallation. All implied warranties, including implied warranties for merchantability and implied warranties for fitness, are valid only until the warranty expires. This Nortek Security & Control LLC Warranty is in lieu of all other warranties express or implied.

All products returned for warranty service require a Return Authorization Number (RA#). Contact Nortek Security & Control Returns at 1-855-546-3351 for an RA# and other important details.

Linear radio controls provide a reliable communications link and fill an important need in portable wireless signaling. However, there are some limitations which must be observed.

- For U.S. installations only: The radios are required to comply with FCC Rules and Regulations as Part 15 devices. As such, they have limited transmitter power and therefore limited range.
- A receiver cannot respond to more than one transmitted signal at a time and may be blocked by radio signals that occur on or near their operating frequencies, regardless of code settings.
- Infrequently used radio links should be tested regularly to protect against undetected interference or fault.
- A general knowledge of radio and its vagaries should be gained prior to acting as a wholesale distributor or dealer, and these facts should be communicated to the ultimate users.

FCC & IC Notice

This device complies with Part 15 of the FCC Rules and Industry Canada license exempt standard(s). Operation is subject to the following two conditions:

- This device may not cause harmful interference, and
- This device must accept any interference received, including interference received that may cause undesired operation.

Le présent appareil est conforme aux CNR d'Industrie Canada applicables aux appareils radio exempts de licence. L'exploitation est autorisée aux deux conditions suivantes:

- l'appareil ne doit pas produire de brouillage, et
- l'utilisateur de l'appareil doit accepter tout brouillage radioélectrique subi, même si le brouillage est susceptible d'en compromettre le fonctionnement.

WARNING: Changes or modifications not expressly approved by the manufacturer could void the user's authority to operate the equipment.