


10. SETUP PHOTOS

10.1. ANTENNA PORT CONDUCTED RF MEASUREMENT SETUP



10.2. XYZ MEASUREMENT SETUP

X POSITION PHOTO




Y POSITION PHOTO






10.3. RADIATED RF MEASUREMENT SETUP (BELOW 1 GHz)

RADIATED FRONT PHOTO (BELOW 1 GHz)




RADIATED BACK PHOTO (BELOW 1 GHz)



10.4. RADIATED RF MEASUREMENT SETUP (ABOVE 1 GHz)

RADIATED FRONT PHOTO (ABOVE 1 GHz)



RADIATED BACK PHOTO (ABOVE 1 GHz)



END OF REPORT