

Exhibit 2/B

Nurit 3010 ARDIS

DataTAC
Point of Sale Device

Lipman USA

FCC ID: O2SNURIT3010A

Spurious Measurement Report

(With Test Setup Photographs)



Assessment of Compliance

for

Measurement of Field Strength of Spurious Radiation in
Accordance with the FCC Rules & Regulations Part 2.1053

Point of Sale Device
Research In Motion ARDIS Modem
Nurit 3010 ARDIS

Lipman USA, Inc.



August 2000

LPMB-NURIT3010-CDPD-3515

51 Spectrum Way Nepean ON K2R 1E6
Tel: (613) 820-2730 Fax: (613) 820-4161
email: info@aprel.com

This report shall not be reproduced, except in full, without the express written approval of APREL Laboratories

Engineering Report

Subject: Measurement of Field Strength of Spurious Radiation in accordance with the FCC Rules & Regulations Part 2.1053

FCC ID: O2SNURIT3010A

Equipment: Point of Sale Device

Model: Nurit 3010 ARDIS

Client: Lipman USA, Inc.
50 Gordon Drive
Syosset, NY 11791
U.S.A.

Project #: LPMB-NURIT3010-3515

Prepared By: APREL Laboratories,
Regulatory Compliance Division


Approved by:



Date: Aug. 29, 2000

Jay Sarkar
Technical Director, Standards & Certification

Released by:



Dr. Jack J. Wojcik, P.Eng.

Date: Aug 29/2000



"SOLUTIONS FOR THE WIRELESS FUTURE"

FCC ID: O2SNURIT3010A
Applicant: Lipman USA, Inc.
Equipment: Point of Sale Device
Model: Nurit 3010 ARDIS
Standard: FCC Rules and Regulations Part 2.1053

ENGINEERING SUMMARY

This report contains the results of Field Strength of Spurious Radiation measurement performed on a LIPMAN Point of Sale Device operating with a built-in Research in Motion ARDIS radio transmitter. The measurements were carried out in accordance with the FCC Rules and Regulations Part 2.1053. The product was evaluated for spurious when it was set at the maximum power level.

(The results presented in this report relate only to the sample tested.)

Summary of the Results

Test Description	Page No.	Test Set-up Figure No.	Results Summary
Field Strength of Spurious Radiation Ref. Paragraph 2.1053	8	1	Passed

INTRODUCTION

General

This report describes the results of the Field Strength of Spurious Radiation measurement conducted on a Lipman USA Point of Sale Device model Nurit 3010 Ardis operating with a built-in Research in Motion ARDIS radio transmitter, .

Test Facility

The tests were performed for Lipman USA, Inc. by APREL Laboratories at APREL's EMI facility located in Nepean, Ontario, Canada. The laboratory operates an (3m and 10m) Open Area Test Site (OATS). The measurement facility is calibrated in accordance with ANSI C63.4-1992.

A description of the measurement facility in accordance with the radiated and AC line conducted test site criteria per ANSI C63.4-1992 is on file with the Federal Communications Commission and is in compliance with the requirements of Section 2.948 of the Commissions rules and regulations.

APREL's registration number is 90416

APREL is accredited by Standard Council of Canada, under PALCAN program (ISO Guide 25). APREL is also accredited by Industry Canada (formerly DOC) and recognised by the Federal Communications Commissions (FCC).

Standard

The evaluation and analysis were conducted in accordance with FCC Rules and Regulations Parts 2.1053 and the appropriate limits.

Test Equipment

The test equipment used during the evaluation is listed in Appendix A with calibration due dates.

Environmental Conditions

Measurements were conducted in open area test site.

- Temperature: 24 °C ± 2
- Relative Humidity: 30 - 50 %

- Air Pressure: 101 kPa ± 3

FCC SUBMISSION INFORMATION

FCC ID: O2SNURIT3010A

Equipment: Point of Sale Device

Model: Nurit 3010 ARDIS

For: Certification

Applicant: **Lipman USA, Inc.**
50 Gordon Drive
Syosset, NY 11791
U.S.A.

Manufacturer: **Lipman USA, Inc.**
50 Gordon Drive
Syosset, NY 11791
U.S.A.

Evaluated by: **APREL Laboratories**
51 Spectrum Way
Nepean, Ontario
Canada K2R 1E6

TEST RESULTS

FOR

Field Strength of Spurious Radiation
Of
Point of Sale Device
Nurit 3010 ARDIS

Lipman USA, Inc.

Test: Field Strength of Spurious Radiation

Ref: FCC Parts 2.1046 and 90.210

Criteria: Emission **Mask G:**

The permitted maximum level of spurious emission is $43 + 10 \log (P)$ dB below the unmodulated carrier power of the transmitter (P). This was calculated to be 84.6 dBuV/m at 3 meters.

Set-up: See Figure 1.a

Conditions: Voltage Supply: 7.4/8.4 DC Battery

Equipment: See Appendix A.

Procedure: The final measurements were taken at APREL Laboratory's open area test site (OATS) measurement facility. This open area test site is calibrated to ANSI C63.4 document and a description of the measurement facility is on file with the Federal Communications Commission and is in compliance with the requirements of Section 2.948 of the Commissions rules and regulations. (FCC Registration No.:90416).

The **Point of Sales Terminal** was configured to operate at maximum power with appropriate modulation. Special software was employed in order that the transmitter was processing data in a normal manner.

Prior to final measurement in the OATS, preliminary radiated spurious emissions were scanned in a shielded enclosure at a distance of 1 m using biconical, log-periodic and horn antennas in order to determine the characteristic frequencies of the field strength of spurious emissions. Based on this information, measurements were performed in the OATS at these characteristic frequencies using calibrated antennas.

All field strength measurements were made with a spectrum analyser and the appropriate calibrated antenna for the frequency range from 9 kHz up to 10th harmonics of the transmit frequency (see equipment list for the calibrated antenna used). **The Power of the carrier frequency was also measured in the OATS.**

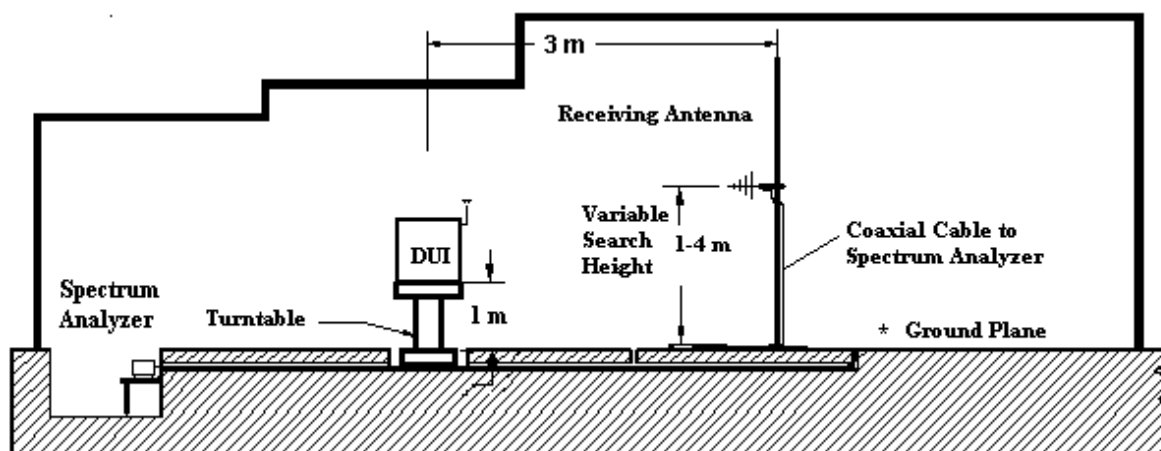


Figure 1.a Test set up for the Field Strength of Spurious Radiation Measurement in OATS
(Not to scale)



Fig. 1.b APREL's OATS (Open Area Test Site)

The equipment under test was placed on a turntable positioned 3 meters away from the calibrated receiving antenna, which in turn was connected to the spectrum analyzer. For each identified frequency, the received signal was maximized by the positioning of the turntable and the height of the antenna. The process was repeated for both horizontal and vertical polarisation.

Information submitted includes the relative radiated power of each spurious emissions with reference to the calculated 84.6 dB μ V/m limit per 90.210 assuming all emissions are radiated from half-wave dipole antenna.

Measurements given in the spurious emissions test result tables contain: analyzer reading, correction factor, and final reading. The final field strength level are derived from the analyzer measurement and the correction factor (antenna factor and cable loss) as shown in the following example:

Sample Calculation

A. Spectrum analyzer reading

At 1630.00 MHz, a spurious level of 29.2 dB μ V @ 3 meters is measured.

B. Correction factor (antenna factor and cable loss)

Cable loss: 0.5 dB

Antenna Factor: 33.5 dB

Total Correction Factor: $0.5 + 33.5 = 34.0$ dB/m

C. Final reading (Field Strength of spurious emission):

$$C = A + B$$

$$C = 29.2 \text{ dB}\mu\text{V} + 34.0 \text{ dB}$$

$$C = 63.2 \text{ dB}\mu\text{V/m @ 3 meters}$$

D. The criteria level.

The field intensity, which would be produced by the transmitter carrier operating into a half-wave dipole antenna (gain of 1.64), at a distance of 3 m, was calculated using the following formula:

Field Strength of unmodulated carrier (dB μ V/m) = $10 \log_{10} (\text{PtG}/4\pi r^2) + 146 \text{ dB}$

Pt is transmitter carrier power, unmodulated

G is gain, 1.64

R is distance, 3 meters

Criteria (reference) level at 3 meters from 2.399 Watt (ERP) into half-wave dipole antenna is 84.6 dB μ V/m.

E = Margin (spurious emission below the reference level)

$$E = D - C$$

$$E = 84.6 \text{ dB}\mu\text{V/m} - 63.2 \text{ dB}\mu\text{V/m}$$

$$E = 21.4 \text{ dB}\mu\text{V/m}$$

Results: **Passed** . **See Tables 1 and 2**

Table 1
Field Strength of Spurious Radiation
Transmitter Frequency: 815.00 MHz
Antenna Polarization: Vertical
Resolution Bandwidth:
10 kHz (below 1 GHz)
100 kHz (above 1 GHz)

Frequency (MHz)	Measured Level (dB μ V)	Correction Factor (dB/m)	Field Strength (dB μ V/m)	Criteria Level (dB μ V/m)	Margin (dB)
	"A"	"B"	"C"	"D"	"E"
815.00 Carrier	102.2	29.8	132.0	-	-
1630.00 2 nd harmonic	29.2	34.0	63.2	84.6	21.4
2445.00 3 rd harmonic	21.2	38.9	60.1	84.6	24.5

Test performed by:

Kulbe Pomon

Date:

Aug 29, 2000

Table 2
 Field Strength of Spurious Radiation
 Transmitter Frequency: 815.00 MHz
 Antenna Polarization: Horizontal
Resolution Bandwidth:
 10 kHz (below 1 GHz)
 100 kHz (above 1 GHz)

Frequency (MHz)	Measured Level (dB μ V)	Correction Factor (dB/m)	Field Strength (dB μ V/m)	Criteria Level (dB μ V/m)	Margin (dB)
	"A"	"B"	"C"	"D"	"E"
815.00 Carrier	97.4	29.8	127.2	-	-
1630.00 2 nd harmonic	21.2	34.0	55.2	84.6	29.4
2445.00 3 rd harmonic	21.3	38.9	60.2	84.6	24.4

Test performed by:

Ku Cbo Roman

Date:

Aug 29, 2000

APPENDIX A

List of Test Equipment

List of Equipment


Description	Range	Manufacturer	Model #	APREL Asset #	Cal. Due Date
Spectrum Analyzer	9 kHz - 3 GHz	Anritsu	MS2661C	301330	Dec 10, 2000
Spectrum Analyzer	9 kHz - 30 GHz	Anritsu	MS2667C	301436	Nov 3, 2000
Biconical Antenna	20 MHz - 200 MHz	Eaton	94455-1	100890	July 21, 2001
Log - Periodic Antenna	200 MHz - 1.0 GHz	Eaton	ALP-1	100761	July 21, 2001
Horn Antenna	1 – 18 GHz	APREL Inc.	AA – 118	100553	March 12, 2001
Anechoic Shielded Room	10 kHz - 10 GHz	APREL Inc.	–	301329	N/A
OATS	30 MHz – 1 GHz	APREL Inc.	3 m & 10 m	N/A	N/A
Mast with the Controller	1 m – 4 m	EMCO	1051 – 12	100507	N/A
Turntable with the Controller	0° - 360°	EMCO	1060 – 1.241	100506	N/A
Notch Filter	DC - 6 GHz	APREL Inc.	NFLT-835	301470	CBT
Attenuator	20 dB	APREL Inc.	4779-20	301370	May 18, 2001
Amplifier (LNA)	30-1000 MHz	APREL Inc.	APRLNA-001	301415	June 20, 2001

APPENDIX B

PHOTOGRAPHS



*Lipman USA
Point of Sale Device
Nurit 3010 ARDIS*



Spurious Measurements in OATS
(frequency range: 30 MHz – 200 MHz)



Spurious Measurements in OATS
(frequency range: 200 MHz – 1 GHz)

Exhibit 2/B

Nurit 3010 ARDIS

DataTAC
Point of Sale Device

Lipman USA

FCC ID: O2SNURIT3010A

Spurious Measurement Report

(With Test Setup Photographs)



*Spurious Measurements in OATS
(for frequencies above 1 GHz)*