



# 用户手册

User Manual

## 1. 开始使用

1. 检查电视机的电源是否已接通。
2. 检查电视机的音量是否已调至适当位置。
3. 检查电视机的频道是否已调至适当位置。



## 2. 基本设置

1. 检查电视机的语言设置是否正确。
2. 检查电视机的日期和时间设置是否正确。
3. 检查电视机的 parental control 设置是否正确。



## 3. 高级功能设置

1. 检查电视机的网络设置是否正确。
2. 检查电视机的蓝牙设置是否正确。
3. 检查电视机的 HDMI 设置是否正确。



## 4. 故障排除指南

1. 检查电视机的电源是否已接通。
2. 检查电视机的音量是否已调至适当位置。
3. 检查电视机的频道是否已调至适当位置。



## 5. 安全警告

1. 请勿将电视机放置在易燃物上。
2. 请勿将电视机放置在潮湿的地方。
3. 请勿将电视机放置在高温的地方。



## 6. 售后服务指南

1. 检查电视机的保修期是否已过。
2. 检查电视机的保修卡是否有效。
3. 检查电视机的保修服务是否已到期。



## 7. 附录

1. 检查电视机的规格参数。
2. 检查电视机的尺寸和重量。
3. 检查电视机的包装清单。



## 8. 索引

1. 检查电视机的索引页。
2. 检查电视机的索引页是否完整。
3. 检查电视机的索引页是否清晰。



## 9. 快速入门指南

1. 检查电视机的电源是否已接通。
2. 检查电视机的音量是否已调至适当位置。
3. 检查电视机的频道是否已调至适当位置。



## 10. 详细使用指南

1. 检查电视机的详细使用指南。
2. 检查电视机的详细使用指南是否完整。
3. 检查电视机的详细使用指南是否清晰。



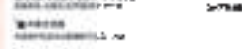
## 11. 常见问题解答

1. 检查电视机的常见问题解答。
2. 检查电视机的常见问题解答是否完整。
3. 检查电视机的常见问题解答是否清晰。




## 12. 联系我们

1. 检查电视机的联系方式。
2. 检查电视机的联系方式是否完整。
3. 检查电视机的联系方式是否清晰。




## 13. 规格参数

1. 检查电视机的规格参数。
2. 检查电视机的规格参数是否完整。
3. 检查电视机的规格参数是否清晰。




## 14. 附录

1. 检查电视机的附录。
2. 检查电视机的附录是否完整。
3. 检查电视机的附录是否清晰。



## 15. 索引

1. 检查电视机的索引页。
2. 检查电视机的索引页是否完整。
3. 检查电视机的索引页是否清晰。



## 16. 索引

1. 检查电视机的索引页。
2. 检查电视机的索引页是否完整。
3. 检查电视机的索引页是否清晰。



# User manual

## 1. Start using

1. Check if the power of the TV is connected.
2. Check if the volume of the TV is adjusted to the appropriate position.
3. Check if the channel of the TV is adjusted to the appropriate position.



## 2. Basic setting

1. Check if the language setting of the TV is correct.
2. Check if the date and time setting of the TV is correct.
3. Check if the parental control setting of the TV is correct.



## 3. Advanced function setting

1. Check if the network setting of the TV is correct.
2. Check if the Bluetooth setting of the TV is correct.
3. Check if the HDMI setting of the TV is correct.



## 4. Troubleshooting guide

1. Check if the power of the TV is connected.
2. Check if the volume of the TV is adjusted to the appropriate position.
3. Check if the channel of the TV is adjusted to the appropriate position.



## 5. Safety warning

1. Do not place the TV on flammable objects.
2. Do not place the TV in a humid place.
3. Do not place the TV in a high temperature place.



## 6. After-sales service guide

1. Check if the warranty period of the TV has expired.
2. Check if the warranty card of the TV is valid.
3. Check if the warranty service of the TV has expired.



## 7. Appendix

1. Check if the specifications of the TV are correct.
2. Check if the dimensions and weight of the TV are correct.
3. Check if the packaging list of the TV is correct.



## 8. Index

1. Check if the index page of the TV is correct.
2. Check if the index page of the TV is complete.
3. Check if the index page of the TV is clear.




## 9. Quick start guide

1. Check if the power of the TV is connected.
2. Check if the volume of the TV is adjusted to the appropriate position.
3. Check if the channel of the TV is adjusted to the appropriate position.



## 10. Detailed user guide

1. Check if the detailed user guide of the TV is correct.
2. Check if the detailed user guide of the TV is complete.
3. Check if the detailed user guide of the TV is clear.



## 11. FAQ

1. Check if the FAQ of the TV is correct.
2. Check if the FAQ of the TV is complete.
3. Check if the FAQ of the TV is clear.



## 12. Contact us

1. Check if the contact information of the TV is correct.
2. Check if the contact information of the TV is complete.
3. Check if the contact information of the TV is clear.



## 13. Specifications

1. Check if the specifications of the TV are correct.
2. Check if the specifications of the TV are complete.
3. Check if the specifications of the TV are clear.



## 14. Appendix

1. Check if the appendix of the TV is correct.
2. Check if the appendix of the TV is complete.
3. Check if the appendix of the TV is clear.



## 15. Index

1. Check if the index page of the TV is correct.
2. Check if the index page of the TV is complete.
3. Check if the index page of the TV is clear.



## 16. Index

1. Check if the index page of the TV is correct.
2. Check if the index page of the TV is complete.
3. Check if the index page of the TV is clear.



FCC warning:

1. This device should be installed and operated with minimum distance 0cm between the radiator&your body.
2. This device complies with part 15 of the FCC Rules. Operation is subject to the following two conditions:
  - (1) This device may not cause harmful interference, and
  - (2) This device must accept any interference received, including interference that may cause undesired operation.
3. Changes or modifications not expressly approved by the party responsible for compliance could void the user's authority to operate the equipment.
4. This equipment has been tested and found to comply with the limits for a Class B digital device, pursuant to part 15 of the FCC Rules. These limits are designed to provide reasonable protection against harmful interference in a residential installation. This equipment generates, uses and can radiate radio frequency energy and, if not installed and used in accordance with the instructions, may cause harmful interference to radio communications. However, there is no guarantee that interference will not occur in a particular installation. If this equipment does cause harmful interference to radio or television reception, which can be determined by turning the equipment off and on, the user is encouraged to try to correct the interference by one or more of the following measures:
  - Reorient or relocate the receiving antenna.
  - Increase the separation between the equipment and receiver.
  - Connect the equipment into an outlet on a circuit different from that to which the receiver is connected.
  - Consult the dealer or an experienced radio/TV technician for help.