
NOX Aroma

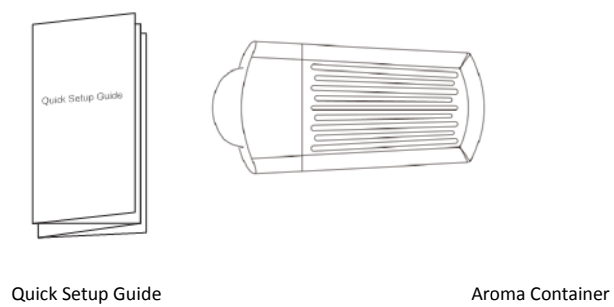
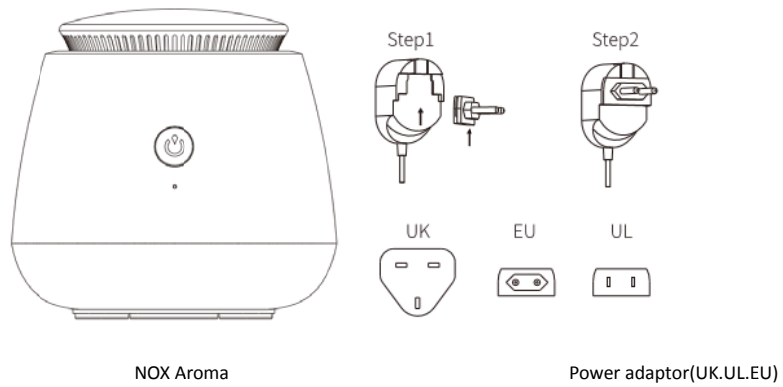
Smart Sleep Light

SA1001

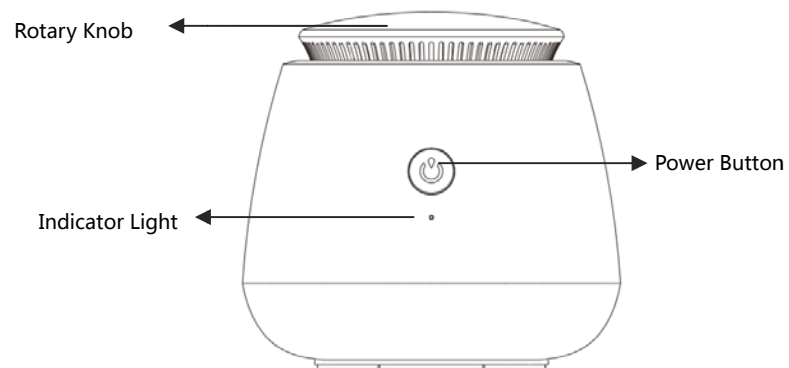
Quick Setup Guide

English

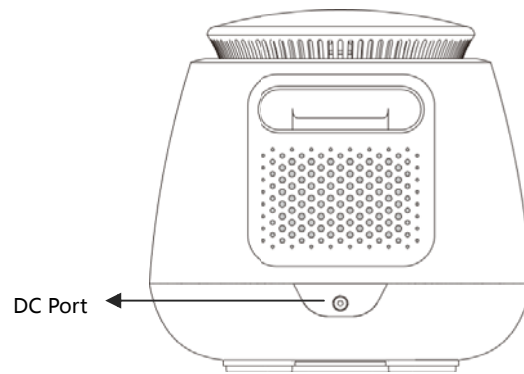
01 BOX Contents



02 Buttons



Front



Back



Sleep-aid Mode

Press the power button to start sleep-aid mode.



turn on the night lamp.

Press the rotary knob to turn on the night lamp.



Volume

Control the volume by spinning the rotary knob. Counterclockwise rotation is to turn down/off.

03Indicator Light Instructions

Status	Display
Power On	The indicator light will be on with green color then goes out
Aroma Mode is On	Green light keeps on
Connecting Wi-Fi / Loading	Red light flashes
Wi-Fi not connected	Red light keeps on

04 Setup

Step 1: Insert the aroma container

Step 2: Connect the power supply

Step 3: Installation of APP & Registration

Search “Sleepace” in   for download.

You will need a smart phone with Bluetooth 4.0 that supports IOS7.1 or later or Android 4.3 or later.

Step 4: Registration and Binding

Open the Sleepace APP, then register, bind device, set alarm and lights as per the APP prompts.

05 Functions

- **Sleep Monitoring**

Open the Sleepace App, tap the “Start Sleep” button and place your phone next to your pillow. Tap the “Get Up” button when you wake up and the App will generate your sleep report.

- **Sleep-aid function**

The sleep aroma, soothing sound and red light help you fall asleep easier. The Sleep aroma, light and sound will stop automatically once you fall asleep.

- **Smart Wake-Up Mode**

Click **【Smart Alarm】** to set the alarm. Nox aroma supports various wake-up modes including sound effects, light and aroma. When you use app to monitor your sleep, the smart alarm will wake you up at your lightest sleep stage.

- **Woke with Amazon Alexa**

More features and instructions, please find in Sleepace App via 'Me- Settings- Help'

06 Safety Notice

- Do not attempt to disassemble, service or modify the product – there are no user-serviceable parts inside.
- Do not throw this product in fire as it may cause an explosion.
- Keep your device away from liquids and liquid containers such as vases, bottles, etc.
- This product is NOT a toy or a medical device

07 Warranty

Please contact your dealers for warranty service. For more information on the product, warranty or service questions, please visit www.sleepace.com

FCC statements:

This device complies with part 15 of the FCC rules. Operation is subject to the following two conditions:

(1) this device may not cause harmful interference, and (2) this device must accept any interference received, including interference that may cause undesired operation.

NOTE: The manufacturer is not responsible for any radio or TV interference caused by unauthorized modifications or changes to this equipment. Such modifications or changes could void the user's authority to operate the equipment.

NOTE: This equipment has been tested and found to comply with the limits for a Class B digital device, pursuant to part 15 of the FCC Rules. These limits are designed to provide reasonable protection against harmful

interference in a residential installation. This equipment generates uses and can radiate radio frequency energy and, if not installed and used in accordance with the instructions, may cause harmful interference to radiocommunications.

However, there is no guarantee that interference will not occur in a particular installation. If this equipment does cause harmful interference to radio or television reception, which can be determined by turning the equipment off and on, the user is encouraged to try to correct the interference by one or more of the following measures:

- Reorient or relocate the receiving antenna.
- Increase the separation between the equipment and receiver.
- Connect the equipment into an outlet on a circuit different from that to which the receiver is connected.
- Consult the dealer or an experienced radio/TV technician for help.

RF Exposure Information and Statement

This equipment complies with CE and FCC radiation exposure limits set forth for an uncontrolled environment. This equipment should be installed and operated with minimum distance of 20 cm between the radiator and your body.

This transmitter must not be co-located or operating in conjunction with any other antenna or transmitter.

CE Notice

The suitable temperature for the product and accessories is -10°C-40 °C. Observe the national

local regulations in the location where the device is to be used.

Frequency Band	Max output Power
WIFI (2412-2472MHz)	19 dBm
BLE (2402-2480MHz)	11 dBm

Hereby, Shenzhen Medica Technology Development Co., Ltd declares that the radio equipment type Nox Aroma Smart Sleep Light is in compliance with Directive 2014/53/EU. The full text of the EU declaration of conformity is available at the following internet address: <http://www.sleepace.com>



please contact our local distributors for support. Distributors' information can be got from **www.sleepace.com**

Shenzhen Medica Technology Development Co., Ltd

2F Building A, Tongfang Information Harbor, No. 11, East Langshan Road, Nanshan District, Shenzhen, P.R. China