

## **EXHIBIT D - TEST SETUP PHOTOGRAPHS**

### **Test Mode 1 Conducted Emissions - Front View**



### **Conducted Emissions - Side View**



**Radiated Emissions – Front View (Below 1 GHz)**




**Radiated Emissions – Rear View (Below 1 GHz)**







**Radiated Emissions – Front View (Above 1 GHz)**




**Radiated Emissions – Rear View (Above 1 GHz)**



**Test Mode 2**  
**Conducted Emissions - Front View**




**Conducted Emissions - Side View**







**Radiated Emissions – Front View (Below 1 GHz)**



**Radiated Emissions – Rear View (Below 1 GHz)**



**Radiated Emissions – Front View (Above 1 GHz)**



**Radiated Emissions – Rear View (Above 1 GHz)**

