

Instructions

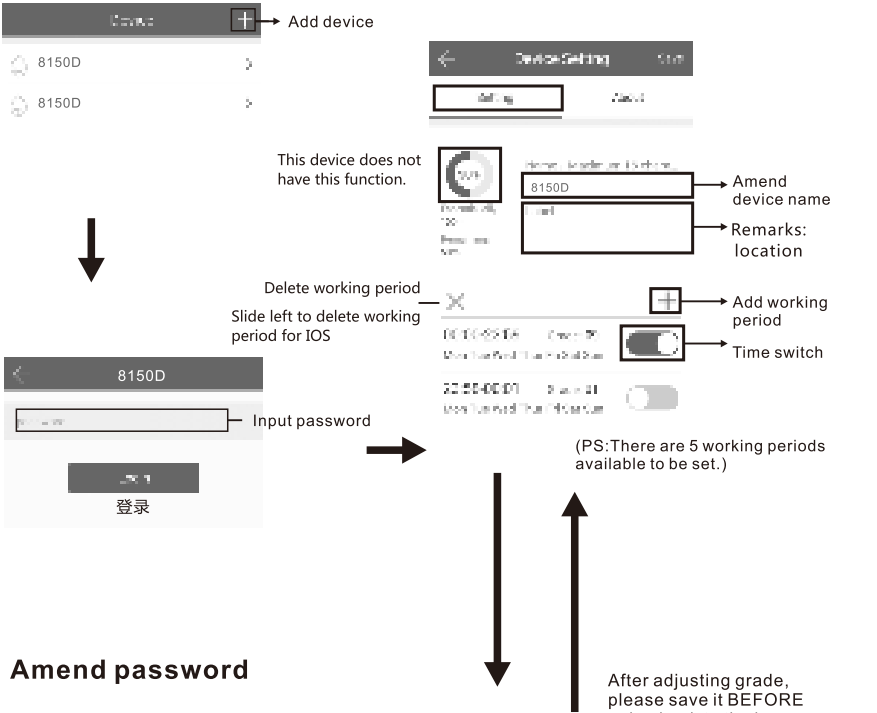
Where to get the app:

Please search "scent marketing" in Google play or App store and you will find it.



Note:

- 1. Please make sure that the Bluetooth function is turned on;
- 2. Please make sure that the location function of the mobile phone is turned on.



Amend password




If you forget the password, please press the reset button to restore the factory settings. The factory settings password is 8888.

PRODUCT MANUAL

SCENT MARKETING

50301-00557



Operations

Power on
Connect with 12V 1A power supply, there is "beep" voice coming out.

Power off
Press to turn off the machine

Intensity setting
The machine has 10 intensity levels, press to increase the intensity, press to decrease the intensity.


Power indicator
 indicating the direction of the power supply.

Reset Bluetooth App password
press and hold for 3 seconds to reset password to 8888.

Intensity and oil consumption

Grade	working(s)	stop(s)	Consume(ml/h)
G1	5s	240s	0.03
G2	10s	220s	0.08
G3	15s	200s	0.13
G4	15s	180s	0.18
G5	20s	160s	0.23
G6	20s	120s	0.28
G7	25s	100s	0.33
G8	25s	80s	0.38
G9	25s	60s	0.44
G10	Customized	Customized	

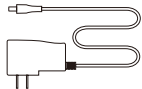
SPECIFICATION



- 【 Model 】 : SE8150D-V2.0
- 【 Dimension 】 : 112*112*293mm
- 【 Bottle capacity 】 : 120ml
- 【 Weight 】 : 1.2KG
- 【 Coverage 】 : 200m³
- 【 Power 】 : 4.5W
- 【 Voltage 】 : DC12V



Bottle



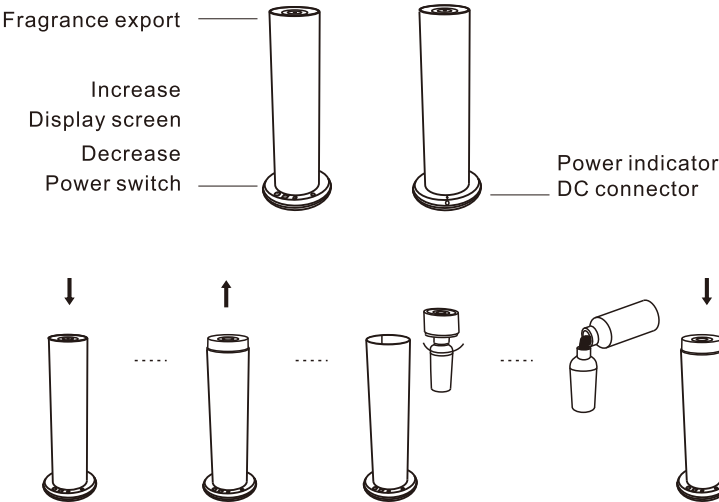
Power adapter



Manual

Checking and make sure the packaging is complete when you first open it, if any problem please contact with us soon.

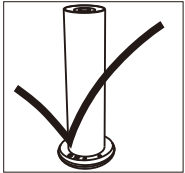
Installation



1. Press on the top cover to open the machine.
2. Take out the top cover with diffusion head and bottle.
3. Unscrew the bottle.
4. Fill the bottle with fragrance.

Warning

- 1.After installation, please keep the machine vertical. Tilted or angled may cause oil overflow, which will contaminated equipment circuit, affecting the normal use and unnecessary waste.
- 2.If you are not a technician, you must not modify, disassemble or repair the machine. If the machine malfunctions, please contact our technical personnel.



EQUIPMENT CLEANING

The machine needs to be cleaned when below situations happen:

- 1.You're about to change to another essential oil;
2. The atomization volume becomes weak .

Cleaning steps:

1. Find a clean bottle and fill it with industrial alcohol.
2. Install this bottle to the machine and turn the machine on. Let it work for 5-10 minutes.
3. Turn off the electric, finish the cleaning.

TROUBLE SHOOTING

Before asking to have the machine repaired please try to disgnose the problem first following to below instructions.

Problem	Solution
No diffusion	- Check if the power is ON or OFF. - The pump is damaged and needs replacing. - If there is no diffusion or it is weak, replace the oil with rubbing alcohol and run it through the machine for 5 minutes.
Little or no spray coming out	- Atomization head is blocked.Clean diffuser by running rubbing alcohol through it. Or replace diffuser core. - Diffuser core with straw is missing or damaged. Replace with a new one. - Pump is damaged and may need replacing.
Diffuser spraying liquid	- Diffuser core is damaged. Replace diffuser core. - Machine is tilted or angled. Make sure it's upright at all times.
Oil leaking	- Bottle is loose. Screw it in properly and straight. - Seal is broken or missing. Replace the supplied seal that came with the machine.
Abnormal sound	- Pump is loose or damaged. Tighten the pump or replace.
No display on screen	- Make sure the power is ON. - Check the plug for damage. Try another outlet. If plug is damaged replace. - Display screen is damaged. Replace.

FCC Warning Statement

Changes or modifications not expressly approved by the party responsible for compliance could void the user's authority to operate the equipment. This equipment has been tested and found to comply with the limits for a Class B digital device, pursuant to Part 15 of the FCC Rules. These limits are designed to provide reasonable protection against harmful interference in a residential installation. This equipment generates uses and can radiate radio frequency energy and, if not installed and used in accordance with the instructions, may cause harmful interference to radio communications. However, there is no guarantee that interference will not occur in a particular installation. If this equipment does cause harmful interference to radio or television reception, which can be determined by turning the equipment off and on, the user is encouraged to try to correct the interference by one or more of the following measures:

- - Reorient or relocate the receiving antenna.
- - Increase the separation between the equipment and receiver.
- - Connect the equipment into an outlet on a circuit different from that to which the receiver is connected.
- - Consult the dealer or an experienced radio/TV technician for help.

This device complies with part 15 of the FCC Rules. Operation is subject to the following two conditions: (1) This device may not cause harmful interference, and (2) this device must accept any interference received, including interference that may cause undesired operation.

RF Exposure Statement

To maintain compliance with FCC's RF Exposure guidelines, This equipment should be installed and operated with minimum distance of 20cm the radiator your body. This device and its antenna(s) must not be co-located or operation in conjunction with any other antenna or transmitter.

Caution:

1. This product can be used in EU member states. This device can be used in European Union.
2. Products can be sold in all EU countries Declaration of conformity Trimble Transportation declares that Micro system with Aroma diffuser is in compliance with the essential requirements and other relevant provisions of Directive 2014/53/EU.
- 3 . This equipment should be installed and operated with minimum distance of 20cm the radiator your body.

Applicant: Guangzhou Chiyang Scent Technology Co., LTD.

Address: 4F, Building C5, Gaosha Industrial Estate, Zhongyi Village, Zhongcun Town, Panyu Guangzhou, Guangdong, 511495 China

Manufacturer:Guangzhou Chiyang Scent Technology Co., LTD.

Address: 4F, Building C5, Gaosha Industrial Estate, Zhongyi Village, Zhongcun Town, Panyu Guangzhou, Guangdong, 511495 China

Frequency:2402-2480MHz

Max power:-6.45dBm

DECLARATION OF CONFORMITY

I hereby declare that the product

Aroma diffuser

Model: SE8150D, SE8150B, SE8150A, SE8150C, SE8150A-V1.0, SE8150B-V1.0, SE8150C-V1.0, SE8150D-V1.0, SE8150A-V2.0, SE8150B-V2.0, SE8150C-V2.0, SE8150D-V2.0

Trade Mark:



(Name of product, type or model, batch or serial number)

Hardware Version: V2.0, Software Version: V2.0
DC 12V From Adapter

satisfies all the technical regulations applicable to the product within the scope of Council Directives 2014/53/EU, 2014/35/EU and 2014/30/EU:and declare that the same application has not been lodged with any other notified body.

EMC:	
ETSI EN 301 489-1 V2.2.3 (2019-11)/	
ETSI EN 301 489-17 V3.2.4 (2020-09)/	
EN 55032:2015 + A1:2020 + A11:2020/	
EN 55035:2017 + A11:2020/	
EN IEC 61000-3-2:2019 + A1:2021/	
EN 61000-3-3:2013 + A1:2019	
LVD: EN IEC 62368-1:2020 + A11:2020	
EMF: EN 62479:2010	
EN 50663:2017	
RF:	
ETSI EN 300 328 V2.2.2 (2019-07)	
(Title(s) of regulations, standards, etc.)	

All essential radio test suites have been carried out.

NOTIFIED BODY: MiCOM Labs Inc

– **Address:**

575 Boulder Court,

Pleasanton, California 94566

USA

Identification Number: 2280

MANUFACTURER or AUTHORISED REPRESENTATIVE: Guangzhou Chiyang Scent Technology Co., LTD.

Address:

4F, Building C5, Gaosha Industrial Estate,

Zhongyi Village, Zhongcun Town, Panyu

Guangzhou, Guangdong, 511495 China

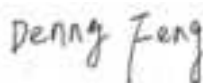
This declaration is issued under the sole responsibility of the manufacturer and, if applicable, his authorised representative.

Point of contact:

(Name, telephone and fax number)

Guangzhou, Guangdong, **Apr. 07, 2022**

(Place, date of issue)



(Signature)

Denny Feng

(Name and title in block letters)