

# TEST REPORT

**Application No.:** GZCR2408000893LM  
**Applicant:** ACE BAYOU CORP.  
**Address of Applicant:** 3700 Desire Parkway, New Orleans, LA 70126, United States  
**Manufacturer:** ACE BAYOU CORPORATION  
**Address of Manufacturer:** 3700 Desire Parkway, New Orleans, LA 70126, United States  
**Factory:** ACE BAYOU CORP.  
**Address of Factory:** 3700 Desire Parkway, New Orleans, LA 70126, United States  
**Product Name:** X Rocker  
**Model No.:** SMD-U-APP, 51XXXXX, 07XXXXX, 2XXXXXX, 7XXXXXX(X=0~9) ♣  
 ♣ Please refer to section 2 of this report which indicates which item was actually tested and which were electrically identical.  
**Trade Mark:** X Rocker  
**Standard(s) :** 47 CFR Part 15, Subpart C 15.247  
**Date of Receipt:** 2024-08-01  
**Date of Test:** 2024-08-16 to 2024-08-26  
**Date of Issue:** 2024-09-02

|                     |              |
|---------------------|--------------|
| <b>Test Result:</b> | <b>Pass*</b> |
|---------------------|--------------|

\* In the configuration tested, the EUT complied with the standards specified above.

*Ricky Liu*

Ricky Liu  
Manager



SGS-CSTC Standards Technical Services Co., Ltd.  
Guangzhou Branch (EMC) EEC Laboratory

Unless otherwise agreed in writing, this document is issued by the Company subject to its General Conditions of Service printed overleaf, available on request or accessible at <https://www.sgs.com/en/Terms-and-Conditions>. Attention is drawn to the limitation of liability, indemnification and jurisdiction issues defined therein. Any holder of this document is advised that information contained hereon reflects the Company's findings at the time of its intervention only and within the limits of Client's instructions, if any. The Company's sole responsibility is to its Client and this document does not exonerate parties to a transaction from exercising all their rights and obligations under the transaction documents. This document cannot be reproduced except in full, without prior written approval of the Company. Any unauthorized alteration, forgery or falsification of the content or appearance of this document is unlawful and offenders may be prosecuted to the fullest extent of the law. Unless otherwise stated the results shown in this test report refer only to the sample(s) tested and such sample(s) are retained for 30 days only.

Attention: To check the authenticity of testing / inspection report & certificate, please contact us at telephone: (86-755) 8307 1443, or email: [CN.Doccheck@sgs.com](mailto:CN.Doccheck@sgs.com)

No.198, Kazhu Road, Science City, Economic & Technological Development Area, Guangzhou, Guangdong, China 510663 t (86-20) 82155555 www.sgsgroup.com.cn  
 中国·广东·广州高新技术产业开发区科学城科珠路198号 邮编: 510663 t (86-20) 82155555 sgs.china@sgs.com

| Revision Record |                  |            |          |
|-----------------|------------------|------------|----------|
| Version         | Report No.       | Date       | Remark   |
| 01              | GZCR240800089301 | 2024-09-02 | Original |
|                 |                  |            |          |
|                 |                  |            |          |

|                          |  |                           |  |
|--------------------------|--|---------------------------|--|
| Authorized for issue by: |  |                           |  |
|                          |  | Luke Lin                  |  |
|                          |  | Luke Lin/Project Engineer |  |
|                          |  | Vico Cui                  |  |
|                          |  | Vico Cui/Reviewer         |  |



## 2 Test Summary

| Radio Spectrum Technical Requirement |                                  |        |   |        |
|--------------------------------------|----------------------------------|--------|---|--------|
| Item                                 | Standard                         | Method | Requirement                                     | Result |
| Antenna Requirement                  | 47 CFR Part 15, Subpart C 15.247 | N/A    | 47 CFR Part 15, Subpart C 15.203 & 15.247(b)(4) | Pass   |

| Radio Spectrum Matter Part                            |                                  |                                      |   |        |
|---|----------------------------------|--------------------------------------|---|--------|
| Item  | Standard                         | Method                               | Requirement                               | Result |
| Conducted Emissions at Mains Terminals (150kHz-30MHz) | 47 CFR Part 15, Subpart C 15.247 | ANSI C63.10 (2013) Section 6.2       | 47 CFR Part 15, Subpart C 15.207          | Pass   |
| Radiated Emissions which fall in the restricted bands |                                  | ANSI C63.10 (2013) Section 11.12     | 47 CFR Part 15, Subpart C 15.205 & 15.209 | Pass   |
| Radiated Spurious Emissions Below 1GHz                |                                  | ANSI C63.10 (2013) Section 6.4,6.5   | 47 CFR Part 15, Subpart C 15.205 & 15.209 | Pass** |
| Radiated Spurious Emissions Above 1GHz                |                                  | ANSI C63.10 (2013) Section 6.6       | 47 CFR Part 15, Subpart C 15.205 & 15.209 | Pass** |
| Conducted Peak Output Power                           |                                  | ANSI C63.10 (2013) Section 11.9.1    | 47 CFR Part 15, Subpart C 15.247(b)(3)    | Pass   |
| Minimum 6dB Bandwidth                                 |                                  | ANSI C63.10 (2013) Section 11.8.1    | 47 CFR Part 15, Subpart C 15.247a(2)      | Pass   |
| Power Spectrum Density                                |                                  | ANSI C63.10 (2013) Section 11.10.2   | 47 CFR Part 15, Subpart C 15.247(e)       | Pass   |
| Conducted Band Edges Measurement                      |                                  | ANSI C63.10 (2013) Section 11.13.3.2 | 47 CFR Part 15, Subpart C 15.247(d)       | Pass   |
| Conducted Spurious Emissions                          |                                  | ANSI C63.10 (2013) Section 11.11     | 47 CFR Part 15, Subpart C 15.247(d)       | Pass   |

\*\* : The EUT passed the Radiated Spurious Emissions Below 1GHz and Radiated Spurious Emissions Above 1GHz tests after modifications.

### Note:

E.U.T./EUT means Equipment Under Test.

Pass means the test result passed the test standard requirement, please find the detailed decision rule in the report relative section.

### ♣ Declaration of EUT Family Grouping:

Model No.: SMD-U-APP, 51XXXXXX, 07XXXXXX, 2XXXXXXX, 7XXXXXXX(X=0~9)

According to the declaration from the applicant, the electrical circuit design, layout, components used and internal wiring were identical for all models, with only difference on model name, outer decoration and color.

Therefore, only one model SMD-U-APP was tested in this report.



Unless otherwise agreed in writing, this document is issued by the Company subject to its General Conditions of Service printed overleaf, available on request or accessible at <https://www.sgs.com/en/Terms-and-Conditions>. Attention is drawn to the limitation of liability, indemnification and jurisdiction issues defined therein. Any holder of this document is advised that information contained hereon reflects the Company's findings at the time of its intervention only and within the limits of Client's instructions, if any. The Company's sole responsibility is to its Client and this document does not exonerate parties to a transaction from exercising all their rights and obligations under the transaction documents. This document cannot be reproduced except in full, without prior written approval of the Company. Any unauthorized alteration, forgery or falsification of the content or appearance of this document is unlawful and offenders may be prosecuted to the fullest extent of the law. Unless otherwise stated the results shown in this test report refer only to the sample(s) tested and such sample(s) are retained for 30 days only.

Attention: To check the authenticity of testing /inspection report & certificate, please contact us at telephone: (86-755) 8307 1443, or email: [CN.Doccheck@sgs.com](mailto:CN.Doccheck@sgs.com)

SGS-CSTC Standards Technical Services Co., Ltd.  
Guangzhou Branch, EMC Laboratory

No.198, Kezhu Road, Science City, Economic & Technological Development Area, Guangzhou, Guangdong, China 510663  
中国·广东·广州高新技术产业开发区科学城科珠路198号 邮编: 510663

t (86-20) 82155555 www.sgsgroup.com.cn  
t (86-20) 82155555 sgs.china@sgs.com

### 3 Contents

|   | Page |
|---|------|
| 1 Cover Page.....   | 1    |
| 2 Test Summary.....   | 3    |
| 3 Contents.....   | 4    |
| 4 General Information.....                                      | 6    |
| 4.1 Details of E.U.T. ....                                      | 6    |
| 4.2 Description of Support Units.....                           | 6    |
| 4.3 Measurement Uncertainty .....                               | 7    |
| 4.4 Test Location.....  | 7    |
| 4.5 Test Facility.....  | 8    |
| 4.6 Deviation from Standards.....                               | 8    |
| 4.7 Abnormalities from Standard Conditions .....                | 8    |
| 5 Equipment List.....   | 9    |
| 6 Radio Spectrum Technical Requirement .....                    | 12   |
| 6.1 Antenna Requirement .....                                   | 12   |
| 6.1.1 Test Requirement: .....                                   | 12   |
| 6.1.2 Conclusion .....  | 12   |
| 7 Radio Spectrum Matter Test Results.....                       | 13   |
| 7.1 Conducted Emissions at Mains Terminals (150kHz-30MHz) ..... | 13   |
| 7.1.1 E.U.T. Operation .....                                    | 13   |
| 7.1.2 Test Mode Description .....                               | 13   |
| 7.1.3 Test Setup Diagram .....                                  | 13   |
| 7.1.4 Measurement Procedure and Data .....                      | 14   |
| 7.2 Radiated Emissions which fall in the restricted bands ..... | 17   |
| 7.2.1 E.U.T. Operation .....                                    | 17   |
| 7.2.2 Test Mode Description .....                               | 17   |
| 7.2.3 Test Setup Diagram .....                                  | 18   |
| 7.2.4 Measurement Procedure and Data .....                      | 18   |
| 7.3 Radiated Spurious Emissions Below 1GHz .....                | 23   |
| 7.3.1 E.U.T. Operation .....                                    | 23   |
| 7.3.2 Test Mode Description .....                               | 23   |
| 7.3.3 Test Setup Diagram .....                                  | 23   |
| 7.3.4 Measurement Procedure and Data .....                      | 24   |
| 7.4 Radiated Spurious Emissions Above 1GHz.....                 | 27   |
| 7.4.1 E.U.T. Operation .....                                    | 27   |
| 7.4.2 Test Mode Description .....                               | 27   |
| 7.4.3 Test Setup Diagram .....                                  | 27   |
| 7.4.4 Measurement Procedure and Data .....                      | 28   |
| 7.5 Conducted Peak Output Power .....                           | 35   |
| 7.5.1 E.U.T. Operation .....                                    | 35   |
| 7.5.2 Test Mode Description .....                               | 35   |
| 7.5.3 Test Setup Diagram .....                                  | 36   |



Unless otherwise agreed in writing, this document is issued by the Company subject to its General Conditions of Service printed overleaf, available on request or accessible at <https://www.sgs.com/en/Terms-and-Conditions>. Attention is drawn to the limitation of liability, indemnification and jurisdiction issues defined therein. Any holder of this document is advised that information contained hereon reflects the Company's findings at the time of its intervention only and within the limits of Client's instructions, if any. The Company's sole responsibility is to its Client and this document does not exonerate parties to a transaction from exercising all their rights and obligations under the transaction documents. This document cannot be reproduced except in full, without prior written approval of the Company. Any unauthorized alteration, forgery or falsification of the content or appearance of this document is unlawful and offenders may be prosecuted to the fullest extent of the law. Unless otherwise stated the results shown in this test report refer only to the sample(s) tested and such sample(s) are retained for 30 days only.

Attention: To check the authenticity of testing /inspection report & certificate, please contact us at telephone: (86-755) 8307 1443, or email: [CN.Doccheck@sgs.com](mailto:CN.Doccheck@sgs.com)



|       |   |    |
|-------|---|----|
| 7.5.4 | Measurement Procedure and Data .....          | 36 |
| 7.6   | Minimum 6dB Bandwidth .....                   | 37 |
| 7.6.1 | E.U.T. Operation .....                        | 37 |
| 7.6.2 | Test Mode Description .....                   | 37 |
| 7.6.3 | Test Setup Diagram .....                      | 37 |
| 7.6.4 | Measurement Procedure and Data .....          | 37 |
| 7.7   | Power Spectrum Density .....                  | 38 |
| 7.7.1 | E.U.T. Operation .....                        | 38 |
| 7.7.2 | Test Mode Description .....                   | 38 |
| 7.7.3 | Test Setup Diagram .....                      | 38 |
| 7.7.4 | Measurement Procedure and Data .....          | 38 |
| 7.8   | Conducted Band Edges Measurement .....        | 39 |
| 7.8.1 | E.U.T. Operation .....                        | 39 |
| 7.8.2 | Test Mode Description .....                   | 39 |
| 7.8.3 | Test Setup Diagram .....                      | 39 |
| 7.8.4 | Measurement Procedure and Data .....          | 39 |
| 7.9   | Conducted Spurious Emissions .....            | 40 |
| 7.9.1 | E.U.T. Operation .....                        | 40 |
| 7.9.2 | Test Mode Description .....                   | 40 |
| 7.9.3 | Test Setup Diagram .....                      | 40 |
| 7.9.4 | Measurement Procedure and Data .....          | 40 |
| 8     | Test Setup Photo .....                        | 41 |
| 9     | EUT Constructional Details (EUT Photos) ..... | 42 |
| 10    | Appendix .....                                | 43 |



## 4 General Information

### 4.1 Details of E.U.T.

Power supply: DC 5V  
Cable(s): USB input cables (Unshielded, 1.5m)  
Test Voltage: AC 120 V, 60 Hz powered by an adapter refer to section 4.2  
Operation Frequency: 2402MHz to 2480MHz  
Modulation Type: GFSK  
Number of Channels: 40  
Channel Spacing: 2MHz  
Antenna Type: PCB Antenna  
Antenna Gain: -1.17 dBi according to antenna specification  
Antenna Number: 1

Remark: The information in this section is provided by the applicant or manufacturer, SGS is not liable to the accuracy, suitability, reliability or/and integrity of the information.

### 4.2 Description of Support Units

| Description        | Manufacturer          | Model No.     | Serial No. |
|--------------------|-----------------------|---------------|------------|
| Note Book Computer | LENOVO                | ThinkPad T490 | PF1D1MVJ   |
| Adapter            | Supplied by applicant | /             | /          |



Unless otherwise agreed in writing, this document is issued by the Company subject to its General Conditions of Service printed overleaf, available on request or accessible at <https://www.sgs.com/en/Terms-and-Conditions>. Attention is drawn to the limitation of liability, indemnification and jurisdiction issues defined therein. Any holder of this document is advised that information contained hereon reflects the Company's findings at the time of its intervention only and within the limits of Client's instructions, if any. The Company's sole responsibility is to its Client and this document does not exonerate parties to a transaction from exercising all their rights and obligations under the transaction documents. This document cannot be reproduced except in full, without prior written approval of the Company. Any unauthorized alteration, forgery or falsification of the content or appearance of this document is unlawful and offenders may be prosecuted to the fullest extent of the law. Unless otherwise stated the results shown in this test report refer only to the sample(s) tested and such sample(s) are retained for 30 days only.

Attention: To check the authenticity of testing /inspection report & certificate, please contact us at telephone: (86-755) 8307 1443, or email: [CN.Doccheck@sgs.com](mailto:CN.Doccheck@sgs.com)

SGS-CSTC Standards Technical Services Co., Ltd.  
Guangzhou Branch, Testing Center, EEC Laboratory

No.198, Kezhu Road, Science City, Economic & Technological Development Area, Guangzhou, Guangdong, China 510663  
中国·广东·广州高新技术产业开发区科学城科珠路198号 邮编: 510663

t (86-20) 82155555 www.sgsgroup.com.cn  
t (86-20) 82155555 sgs.china@sgs.com

### 4.3 Measurement Uncertainty

| Test Item   | Measurement Uncertainty   |
|---|---|
| Conducted Emissions at Mains Terminals (150kHz-30MHz)   | $\pm 3.22\text{dB}$ (150kHz to 30MHz)   |
| Radiated Emissions which fall in the restricted bands   | $\pm 5.14\text{dB}$ (3m); $\pm 4.90\text{dB}$ (10m); $\pm 4.88\text{dB}$ (1GHz-6GHz); $\pm 5.06\text{dB}$ (6GHz-18GHz); $\pm 5.30\text{dB}$ (18GHz-40GHz) |
| Radiated Spurious Emissions Below 1GHz  | $\pm 5.14\text{dB}$ (3m); $\pm 4.90\text{dB}$ (10m)   |
| Radiated Spurious Emissions Above 1GHz  | $\pm 4.88\text{dB}$ (1GHz-6GHz); $\pm 5.06\text{dB}$ (6GHz-18GHz); $\pm 5.30\text{dB}$ (18GHz-40GHz)  |
| Conducted Peak Output Power   | $\pm 0.75\text{dB}$   |
| Minimum 6dB Bandwidth   | $\pm 0.274\%$   |
| Power Spectrum Density  | $\pm 2.84\text{dB}$   |
| Conducted Band Edges Measurement  | $\pm 0.75\text{dB}$   |
| Conducted Spurious Emissions  | $\pm 0.75\text{dB}$   |
| <p>Remark:</p> <p>The <math>U_{\text{lab}}</math> (lab Uncertainty) is less than <math>U_{\text{CISPR}}</math> (CISPR Uncertainty) or <math>U_{\text{ETSI}}</math> (ETSI Uncertainty).</p> <p>Emission decision rule:</p> <ul style="list-style-type: none"> <li>– Compliance is deemed to occur if no measured disturbance level exceeds the disturbance limit, marked as Pass in the report.</li> <li>– Non-compliance is deemed to occur if any measured disturbance level exceeds the disturbance limit, marked as Fail in the report.</li> </ul> |   |

### 4.4 Test Location

All tests were performed at:

SGS-CSTC Standards Technical Services Co., Ltd., Guangzhou Branch EMC Laboratory,  
No.198, Kezhu Road, Science City, Economic & Technological Development Area, Guangzhou,  
Guangdong, China 510663

Tel: +86 20 82155555

No tests were sub-contracted.



Unless otherwise agreed in writing, this document is issued by the Company subject to its General Conditions of Service printed overleaf, available on request or accessible at <https://www.sgs.com/en/Terms-and-Conditions>. Attention is drawn to the limitation of liability, indemnification and jurisdiction issues defined therein. Any holder of this document is advised that information contained hereon reflects the Company's findings at the time of its intervention only and within the limits of Client's instructions, if any. The Company's sole responsibility is to its Client and this document does not exonerate parties to a transaction from exercising all their rights and obligations under the transaction documents. This document cannot be reproduced except in full, without prior written approval of the Company. Any unauthorized alteration, forgery or falsification of the content or appearance of this document is unlawful and offenders may be prosecuted to the fullest extent of the law. Unless otherwise stated the results shown in this test report refer only to the sample(s) tested and such sample(s) are retained for 30 days only.

Attention: To check the authenticity of testing / inspection report & certificate, please contact us at telephone: (86-755) 8307 1443, or email: [CN.Doccheck@sgs.com](mailto:CN.Doccheck@sgs.com)

SGS-CSTC Standards Technical Services Co., Ltd.  
Guangzhou Branch EMC Laboratory

No.198, Kezhu Road, Science City, Economic & Technological Development Area, Guangzhou, Guangdong, China 510663  
中国·广东·广州高新技术产业开发区科学城科珠路198号 邮编: 510663

t (86-20) 82155555 www.sgsgroup.com.cn  
t (86-20) 82155555 sgs.china@sgs.com

## 4.5 Test Facility

The test facility is recognized, certified, or accredited by the following organizations:

### ● ACMA

SGS-CSTC Standards Technical Services Co., Ltd., EMC Laboratory can also perform testing for the Australian/New Zealand Regulatory Compliance Mark (RCM).

### ● SGS UK(Certificate No.: 32), SGS-TUV SAARLAND and SGS-FIMKO

Have approved SGS-CSTC Standards Technical Services Co., Ltd., EMC Laboratory as a supplier of EMC TESTING SERVICES and SAFETY TESTING SERVICES.

### ● FCC Recognized Accredited Test Firm(Registration No.: 486818)

SGS-CSTC Standards Technical Services Co., Ltd., EMC Laboratory has been accredited and fully described in a report filed with the (FCC) Federal Communications Commission. The acceptance letter from the FCC is maintained in our files. Designation Number: CN5016, Test Firm Registration Number: 486818.

### ● ISED (Registration No.: 4620B, CAB identifier: CN0052)

SGS-CSTC Standards Technical Services Co., Ltd., has been registered by Innovation Science and Economic Development Canada for Wireless Device Testing laboratories to test to Canadian radio equipment requirements. Registration No. 4620B, CAB identifier: CN0052.

### ● VCCI (Registration No.: R-12460, C-12584, G-20107 and T-11179)

The 10m Semi-anechoic chamber, 966 Anechoic Chamber and Shielded Room of SGS-CSTC Standards Technical Services Co., Ltd. have been registered in accordance with the Regulations for Voluntary Control Measures with Registration No.: R-12460, C-12584, G-20107 and T-11179 respectively.

### ● CBTL (Lab Code: TL129)

SGS-CSTC Standards Technical Services Co., Ltd., E&E Laboratory has been assessed and fully comply with the requirements of ISO/IEC 17025:2017, the Basic Rules, IECEE 01 and Rules of procedure IECEE 02, and the relevant IECEE CB-Scheme Operational documents.

## 4.6 Deviation from Standards

None

## 4.7 Abnormalities from Standard Conditions

The EUT passed the Radiated Spurious Emissions Below 1GHz and Radiated Spurious Emissions Above 1GHz tests after modifications.



Unless otherwise agreed in writing, this document is issued by the Company subject to its General Conditions of Service printed overleaf, available on request or accessible at <https://www.sgs.com/en/Terms-and-Conditions>. Attention is drawn to the limitation of liability, indemnification and jurisdiction issues defined therein. Any holder of this document is advised that information contained hereon reflects the Company's findings at the time of its intervention only and within the limits of Client's instructions, if any. The Company's sole responsibility is to its Client and this document does not exonerate parties to a transaction from exercising all their rights and obligations under the transaction documents. This document cannot be reproduced except in full, without prior written approval of the Company. Any unauthorized alteration, forgery or falsification of the content or appearance of this document is unlawful and offenders may be prosecuted to the fullest extent of the law. Unless otherwise stated the results shown in this test report refer only to the sample(s) tested and such sample(s) are retained for 30 days only.

Attention: To check the authenticity of testing /inspection report & certificate, please contact us at telephone: (86-755) 8307 1443, or email: [CN.Doccheck@sgs.com](mailto:CN.Doccheck@sgs.com)

SGS-CSTC Standards Technical Services Co., Ltd.  
Guangzhou Branch, EMC Laboratory

No.198, Kezhu Road, Science City, Economic & Technological Development Area, Guangzhou, Guangdong, China 510663  
中国·广东·广州高新技术产业开发区科学城科珠路198号 邮编: 510663

t (86-20) 82155555 www.sgsgroup.com.cn  
t (86-20) 82155555 sgs.china@sgs.com



## 5 Equipment List

| Conducted Emissions at Mains Terminals (150kHz-30MHz) |                   |                |               |            |              |
|---|-------------------|----------------|---------------|------------|--------------|
| Equipment   | Manufacturer      | Model No.      | Inventory No. | Cal Date   | Cal Due Date |
| Coaxial Cable   | HangTianXing      | 2m             | EMC0107       | 2023-08-24 | 2025-08-23   |
| Shielding Room  | ChangZhou ZhongYu | 8m x 3m x 3.8m | EMC0306       | 2022-10-16 | 2025-10-15   |
| Two-Line V-Network-GZ                                 | Rohde & Schwarz   | ENV216         | EMC2135       | 2023-09-08 | 2024-09-07   |
| EMI Test Receiver (9kHz-3.6GHz)                       | Rohde & Schwarz   | ESR3           | EMC2221       | 2024-05-13 | 2025-05-12   |
| Test Software E3r                                     | Audix             | Ver.6.191211   | GZE100-77     | N/A        | N/A          |

| Radiated Emissions which fall in the restricted bands |                             |               |               |            |              |
|---|-----------------------------|---------------|---------------|------------|--------------|
| Equipment   | Manufacturer                | Model No.     | Inventory No. | Cal Date   | Cal Due Date |
| 1GHz-26.5 GHz Pre-Amplifier                           | Agilent                     | 8449B         | EMC0521       | 2023-11-10 | 2024-11-09   |
| EMI Test Receiver (10Hz-26.5GHz)                      | Rohde & Schwarz             | ESIB26        | EMC0522       | 2023-12-15 | 2024-12-14   |
| Chamber cable (Above 1GHz)                            | Scoflex                     | KMKM-8.0m     | EMC0545       | 2024-08-19 | 2026-08-18   |
| Horn Antenna (1GHz-18GHz)                             | SCHWARZBECK MESS-ELEKTRONIK | BBHA 9120D    | EMC2026       | 2022-09-23 | 2025-09-22   |
| Horn Antenna (14-40GHz)                               | SCHWARZBECK                 | BBHA 9170     | EMC2041       | 2023-06-18 | 2026-06-17   |
| EXA Signal Analyzer (10Hz-44GHz)                      | Keysight                    | N9010A        | EMC2138       | 2024-08-19 | 2025-08-18   |
| MXE EMI Receiver (10Hz-8.4GHz)                        | Keysight                    | N9038A        | EMC2139       | 2023-10-20 | 2024-10-19   |
| 966 Anechoic Chamber                                  | C.R.T                       | 9m x 6m x 6m  | EMC2142       | 2023-12-20 | 2026-12-19   |
| Test Software E3                                      | Audix                       | Ver.6.120110a | GZE100-61     | N/A        | N/A          |



Unless otherwise agreed in writing, this document is issued by the Company subject to its General Conditions of Service printed overleaf, available on request or accessible at <https://www.sgs.com/en/Terms-and-Conditions>. Attention is drawn to the limitation of liability, indemnification and jurisdiction issues defined therein. Any holder of this document is advised that information contained hereon reflects the Company's findings at the time of its intervention only and within the limits of Client's instructions, if any. The Company's sole responsibility is to its Client and this document does not exonerate parties to a transaction from exercising all their rights and obligations under the transaction documents. This document cannot be reproduced except in full, without prior written approval of the Company. Any unauthorized alteration, forgery or falsification of the content or appearance of this document is unlawful and offenders may be prosecuted to the fullest extent of the law. Unless otherwise stated the results shown in this test report refer only to the sample(s) tested and such sample(s) are retained for 30 days only.

Attention: To check the authenticity of testing /inspection report & certificate, please contact us at telephone: (86-755) 8307 1443, or email: [CN.Doccheck@sgs.com](mailto:CN.Doccheck@sgs.com)

SGS-CSTC Standards Technical Services Co., Ltd.  
Guangzhou Branch, EMC Laboratory

No.198, Kezhu Road, Science City, Economic & Technological Development Area, Guangzhou, Guangdong, China 510663  
中国·广东·广州高新技术产业开发区科学城科珠路198号 邮编: 510663

t (86-20) 82155555 www.sgsgroup.com.cn  
t (86-20) 82155555 sgs.china@sgs.com

| Radiated Spurious Emissions Below 1GHz |                       |               |               |            |              |
|--|-----------------------|---------------|---------------|------------|--------------|
| Equipment                              | Manufacturer          | Model No.     | Inventory No. | Cal Date   | Cal Due Date |
| 966 Anechoic Chamber                   | Shenzhen C.R.T        | CRTSGSSAC966  | EMC2230       | 2022-04-12 | 2025-04-11   |
| EMI Test Receiver(1Hz-8GHz)            | Rohde & Schwarz       | ESW8          | EMC2229       | 2024-02-19 | 2025-02-18   |
| Amplifier(9k-1000MHz)                  | SONOMA                | 310           | EMC2237       | 2024-03-22 | 2025-03-21   |
| TRILOG Broadband Antenna (25M-2GHz)    | SCHWRZBECK            | VULB 9168     | EMC2238       | 2022-04-20 | 2025-04-19   |
| Coaxial Cable                          | Mirco-COAX UTIFLEX ve | LA2-C125-8000 | EMC2239       | 2023-06-14 | 2025-06-13   |
| Test Software E3                       | Audix                 | Ver.6.191211  | GZE100-81     | N/A        | N/A          |
| Active Loop Antenna-RED                | ETS-Lindgren          | 6502          | EMC2190       | 2024-04-08 | 2026-04-07   |

| Radiated Spurious Emissions Above 1GHz |                             |               |               |            |              |
|--|-----------------------------|---------------|---------------|------------|--------------|
| Equipment                              | Manufacturer                | Model No.     | Inventory No. | Cal Date   | Cal Due Date |
| 1GHz-26.5 GHz Pre-Amplifier            | Agilent                     | 8449B         | EMC0521       | 2023-11-10 | 2024-11-09   |
| EMI Test Receiver (10Hz-26.5GHz)       | Rohde & Schwarz             | ESIB26        | EMC0522       | 2023-12-15 | 2024-12-14   |
| Chamber cable (Above 1GHz)             | Scoflex                     | KMKM-8.0m     | EMC0545       | 2024-08-19 | 2026-08-18   |
| Horn Antenna (1GHz-18GHz)              | SCHWARZBECK MESS-ELEKTRONIK | BBHA 9120D    | EMC2026       | 2022-09-23 | 2025-09-22   |
| Horn Antenna (14-40GHz)                | SCHWARZBECK                 | BBHA 9170     | EMC2041       | 2023-06-18 | 2026-06-17   |
| 2.4GHz Filter                          | Micro-Tronics               | BRM 50702     | EMC2069       | 2023-11-10 | 2024-11-09   |
| EXA Signal Analyzer (10Hz-44GHz)       | Keysight                    | N9010A        | EMC2138       | 2024-08-19 | 2025-08-18   |
| MXE EMI Receiver (10Hz-8.4GHz)         | Keysight                    | N9038A        | EMC2139       | 2023-10-20 | 2024-10-19   |
| 966 Anechoic Chamber                   | C.R.T                       | 9m x 6m x 6m  | EMC2142       | 2023-12-20 | 2026-12-19   |
| Test Software E3                       | Audix                       | Ver.6.120110a | GZE100-61     | N/A        | N/A          |

| RF Conducted Test                |              |           |               |            |              |
|----------------------------------|--------------|-----------|---------------|------------|--------------|
| Equipment                        | Manufacturer | Model No. | Inventory No. | Cal Date   | Cal Due Date |
| MI CABLE                         | SGS-EMC      | 0.8M      | EMC2137       | 2023-11-02 | 2025-11-01   |
| 4X4 Power sensor Unit            | TST          | TSPS2023R | EMC2226       | 2024-08-19 | 2025-08-18   |
| Test Software                    | TST          | V2.0      | GZE100-78     | N/A        | N/A          |
| EXA Signal Analyzer (10Hz-44GHz) | Keysight     | N9010A    | EMC2138       | 2024-08-19 | 2025-08-18   |



Unless otherwise agreed in writing, this document is issued by the Company subject to its General Conditions of Service printed overleaf, available on request or accessible at <https://www.sgs.com/en/Terms-and-Conditions>. Attention is drawn to the limitation of liability, indemnification and jurisdiction issues defined therein. Any holder of this document is advised that information contained hereon reflects the Company's findings at the time of its intervention only and within the limits of Client's instructions, if any. The Company's sole responsibility is to its Client and this document does not exonerate parties to a transaction from exercising all their rights and obligations under the transaction documents. This document cannot be reproduced except in full, without prior written approval of the Company. Any unauthorized alteration, forgery or falsification of the content or appearance of this document is unlawful and offenders may be prosecuted to the fullest extent of the law. Unless otherwise stated the results shown in this test report refer only to the sample(s) tested and such sample(s) are retained for 30 days only.

Attention: To check the authenticity of testing /inspection report & certificate, please contact us at telephone: (86-755) 8307 1443, or email: [CN.Doccheck@sgs.com](mailto:CN.Doccheck@sgs.com)

SGS-CSTC Standards Technical Services Co., Ltd.  
Guangzhou Branch, Testing Laboratory, EEC Laboratory.

No.198, Kezhu Road, Science City, Economic & Technological Development Area, Guangzhou, Guangdong, China 510663  
中国·广东·广州高新技术产业开发区科学城科珠路198号 邮编: 510663

t (86-20) 82155555 www.sgs.com.cn  
t (86-20) 82155555 sgs.china@sgs.com



SGS-CSTC Standards Technical Services Co., Ltd. Guangzhou Branch

EMC-TRF-01 Rev 1.1

Report No.: GZCR240800089301

Page: 11 of 64

| General used equipment |              |          |              |            |              |
|------------------------|--------------|----------|--------------|------------|--------------|
| Equipment              | Manufacturer | Model No | Inventory No | Cal Date   | Cal Due Date |
| DMM                    | Fluke        | 73       | EMC0006      | 2024-06-13 | 2025-06-12   |



Unless otherwise agreed in writing, this document is issued by the Company subject to its General Conditions of Service printed overleaf, available on request or accessible at <https://www.sgs.com/en/Terms-and-Conditions>. Attention is drawn to the limitation of liability, indemnification and jurisdiction issues defined therein. Any holder of this document is advised that information contained hereon reflects the Company's findings at the time of its intervention only and within the limits of Client's instructions, if any. The Company's sole responsibility is to its Client and this document does not exonerate parties to a transaction from exercising all their rights and obligations under the transaction documents. This document cannot be reproduced except in full, without prior written approval of the Company. Any unauthorized alteration, forgery or falsification of the content or appearance of this document is unlawful and offenders may be prosecuted to the fullest extent of the law. Unless otherwise stated the results shown in this test report refer only to the sample(s) tested and such sample(s) are retained for 30 days only.

Attention: To check the authenticity of testing /inspection report & certificate, please contact us at telephone: (86-755) 8307 1443, or email: [CN.Doccheck@sgs.com](mailto:CN.Doccheck@sgs.com)

SGS-CSTC Standards Technical Services Co., Ltd. Guangzhou Branch, EMC Laboratory. No.198, Kezhu Road, Science City, Economic & Technological Development Area, Guangzhou, Guangdong, China 510663 t (86-20) 82155555 www.sgsgroup.com.cn  
中国·广东·广州高新技术产业开发区科学城科珠路198号 邮编: 510663 t (86-20) 82155555 sgs.china@sgs.com

## 6 Radio Spectrum Technical Requirement

### 6.1 Antenna Requirement

#### 6.1.1 Test Requirement:

47 CFR Part 15, Subpart C 15.203 & 15.247(b)(4)

#### 6.1.2 Conclusion

Standard Requirement:

An intentional radiator shall be designed to ensure that no antenna other than that furnished by the responsible party shall be used with the device. The use of a permanently attached antenna or of an antenna that uses a unique coupling to the intentional radiator, the manufacturer may design the unit so that a broken antenna can be replaced by the user, but the use of a standard antenna jack or electrical connector is prohibited. 15.247(b) (4) requirement:

The conducted output power limit specified in paragraph (b) of this section is based on the use of antennas with directional gains that do not exceed 6 dBi. Except as shown in paragraph (c) of this section, if transmitting antennas of directional gain greater than 6 dBi are used, the conducted output power from the intentional radiator shall be reduced below the stated values in paragraphs (b)(1), (b)(2), and (b)(3) of this section, as appropriate, by the amount in dB that the directional gain of the antenna exceeds 6 dBi.

EUT Antenna:

The antenna is integrated on the main PCB and no consideration of replacement.

The best case gain of the antenna is -1.17dBi.

Antenna location: Refer to internal photo.



## 7 Radio Spectrum Matter Test Results

### 7.1 Conducted Emissions at Mains Terminals (150kHz-30MHz)

Test Requirement: 47 CFR Part 15, Subpart C 15.207

Test Method: ANSI C63.10 (2013) Section 6.2

Limit:

0.15MHz-0.5MHz: 66dB(μV)-56dB(μV)\* quasi-peak, 56dB(μV)-46dB(μV)\* average

0.5MHz-5MHz: 56dB(μV) quasi-peak, 46dB(μV) average

5MHz-30MHz: 60dB(μV) quasi-peak, 50dB(μV) average

\*Decreases with the logarithm of the frequency.

Detector: Peak for pre-scan (9kHz resolution bandwidth) 0.15M to 30MHz

#### 7.1.1 E.U.T. Operation

Operating Environment:

Temperature: 22.7 °C

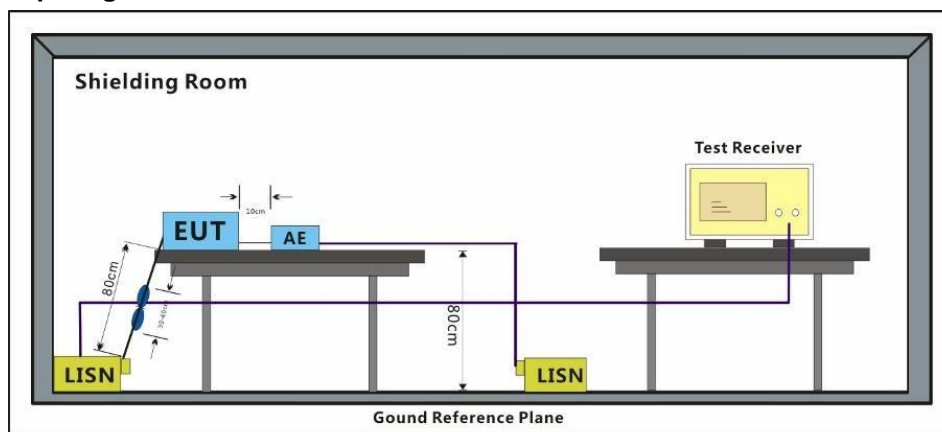
Humidity: 53.6 % RH

Atmospheric Pressure: 1005 mbar

#### 7.1.2 Test Mode Description

| Pre-scan /<br>Final test | Mode<br>Code | Description  |
|--------------------------|--------------|--|
| Final test               | 00           | TX mode_Keep the EUT in continuously transmitting mode with GFSK modulation. |

#### 7.1.3 Test Setup Diagram



Unless otherwise agreed in writing, this document is issued by the Company subject to its General Conditions of Service printed overleaf, available on request or accessible at <https://www.sgs.com/en/Terms-and-Conditions>. Attention is drawn to the limitation of liability, indemnification and jurisdiction issues defined therein. Any holder of this document is advised that information contained hereon reflects the Company's findings at the time of its intervention only and within the limits of Client's instructions, if any. The Company's sole responsibility is to its Client and this document does not exonerate parties to a transaction from exercising all their rights and obligations under the transaction documents. This document cannot be reproduced except in full, without prior written approval of the Company. Any unauthorized alteration, forgery or falsification of the content or appearance of this document is unlawful and offenders may be prosecuted to the fullest extent of the law. Unless otherwise stated the results shown in this test report refer only to the sample(s) tested and such sample(s) are retained for 30 days only.

Attention: To check the authenticity of testing /inspection report & certificate, please contact us at telephone: (86-755) 8307 1443, or email: [CN.Doccheck@sgs.com](mailto:CN.Doccheck@sgs.com)

## 7.1.4 Measurement Procedure and Data

- 1) The mains terminal disturbance voltage test was conducted in a shielded room.
- 2) The EUT was connected to AC power source through a LISN 1 (Line Impedance Stabilization Network) which provides a 50ohm/50μH + 5ohm linear impedance. The power cables of all other units of the EUT were connected to a second LISN 2, which was bonded to the ground reference plane in the same way as the LISN 1 for the unit being measured. A multiple socket outlet strip was used to connect multiple power cables to a single LISN provided the rating of the LISN was not exceeded.
- 3) The tabletop EUT was placed upon a non-metallic table 0.8m above the ground reference plane. And for floor-standing arrangement, the EUT was placed on the horizontal ground reference plane.
- 4) The test was performed with a vertical ground reference plane. The rear of the EUT shall be 0.4 m from the vertical ground reference plane. The vertical ground reference plane was bonded to the horizontal ground reference plane. The LISN 1 was placed 0.8 m from the boundary of the unit under test and bonded to a ground reference plane for LISNs mounted on top of the ground reference plane. This distance was between the closest points of the LISN 1 and the EUT. All other units of the EUT and associated equipment was at least 0.8 m from the LISN 2.
- 5) In order to find the maximum emission, the relative positions of equipment and all of the interface cables must be changed according to ANSI C63.10 on conducted measurement.

Remark: Level=Read Level+ Cable Loss+ LISN Factor



Unless otherwise agreed in writing, this document is issued by the Company subject to its General Conditions of Service printed overleaf, available on request or accessible at <https://www.sgs.com/en/Terms-and-Conditions>. Attention is drawn to the limitation of liability, indemnification and jurisdiction issues defined therein. Any holder of this document is advised that information contained hereon reflects the Company's findings at the time of its intervention only and within the limits of Client's instructions, if any. The Company's sole responsibility is to its Client and this document does not exonerate parties to a transaction from exercising all their rights and obligations under the transaction documents. This document cannot be reproduced except in full, without prior written approval of the Company. Any unauthorized alteration, forgery or falsification of the content or appearance of this document is unlawful and offenders may be prosecuted to the fullest extent of the law. Unless otherwise stated the results shown in this test report refer only to the sample(s) tested and such sample(s) are retained for 30 days only.

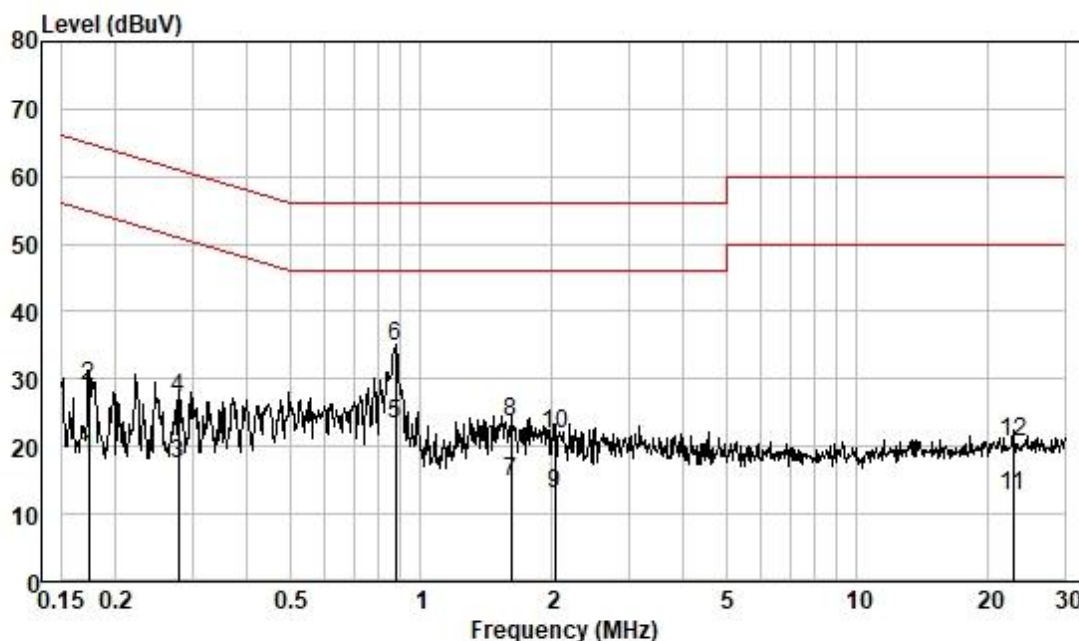
Attention: To check the authenticity of testing /inspection report & certificate, please contact us at telephone: (86-755) 8307 1443, or email: [CN.Doccheck@sgs.com](mailto:CN.Doccheck@sgs.com)

SGS-CSTC Standards Technical Services Co., Ltd.  
Guangzhou Branch, Testing Center, EEC Laboratory

No.198, Kezhu Road, Science City, Economic & Technological Development Area, Guangzhou, Guangdong, China 510663  
中国·广东·广州高新技术产业开发区科学城科珠路198号 邮编: 510663

t (86-20) 82155555 www.sgsgroup.com.cn  
t (86-20) 82155555 sgs.china@sgs.com

Test Mode: 00; Line: Live line



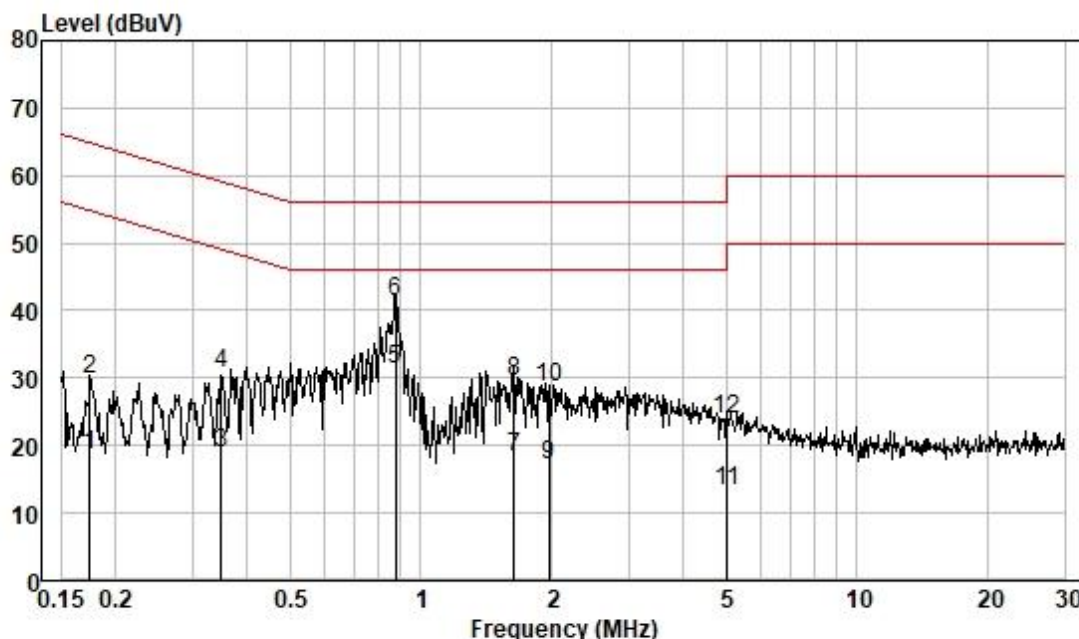
Pol : LINE  
Mode :  
Model :  
Power :

|    | Freque<br>MHz | Read<br>Level<br>dBuV | Cable<br>Loss<br>dB | LISN<br>Factor<br>dB | Measured<br>Level<br>dBuV | Limit<br>Line<br>dBuV | Over<br>Limit<br>dB | Remark  |
|----|---------------|-----------------------|---------------------|----------------------|---------------------------|-----------------------|---------------------|---------|
| 1  | 0.173         | 8.68                  | 0.04                | 9.55                 | 18.27                     | 54.81                 | -36.54              | Average |
| 2  | 0.173         | 19.30                 | 0.04                | 9.55                 | 28.89                     | 64.81                 | -35.92              | QP      |
| 3  | 0.277         | 7.83                  | 0.04                | 9.56                 | 17.43                     | 50.90                 | -33.47              | Average |
| 4  | 0.277         | 17.55                 | 0.04                | 9.56                 | 27.15                     | 60.90                 | -33.75              | QP      |
| 5  | 0.876         | 13.81                 | 0.07                | 9.57                 | 23.45                     | 46.00                 | -22.55              | Average |
| 6  | 0.876         | 25.13                 | 0.07                | 9.57                 | 34.77                     | 56.00                 | -21.23              | QP      |
| 7  | 1.610         | 4.97                  | 0.11                | 9.56                 | 14.64                     | 46.00                 | -31.36              | Average |
| 8  | 1.610         | 13.91                 | 0.11                | 9.56                 | 23.58                     | 56.00                 | -32.42              | QP      |
| 9  | 2.033         | 3.42                  | 0.13                | 9.57                 | 13.12                     | 46.00                 | -32.88              | Average |
| 10 | 2.033         | 12.01                 | 0.13                | 9.57                 | 21.71                     | 56.00                 | -34.29              | QP      |
| 11 | 22.775        | 2.36                  | 0.41                | 9.86                 | 12.63                     | 50.00                 | -37.37              | Average |
| 12 | 22.775        | 10.45                 | 0.41                | 9.86                 | 20.72                     | 60.00                 | -39.28              | QP      |





Test Mode: 00; Line: Neutral Line



Pol : NEUTRAL  
Mode :  
Model :  
Power :

|    | Freque | Read  | Cable | LISN   | Measured | Limit | Over   |         |
|----|--------|-------|-------|--------|----------|-------|--------|---------|
|    | MHz    | Level | Loss  | Factor | Level    | Line  | Limit  | Remark  |
|    |        | dBuV  | dB    | dB     | dBuV     | dBuV  | dB     |         |
| 1  | 0.174  | 9.01  | 0.04  | 9.52   | 18.57    | 54.77 | -36.20 | Average |
| 2  | 0.174  | 20.37 | 0.04  | 9.52   | 29.93    | 64.77 | -34.84 | QP      |
| 3  | 0.348  | 9.38  | 0.05  | 9.54   | 18.97    | 49.00 | -30.03 | Average |
| 4  | 0.348  | 21.10 | 0.05  | 9.54   | 30.69    | 59.00 | -28.31 | QP      |
| 5  | 0.876  | 21.58 | 0.07  | 9.55   | 31.20    | 46.00 | -14.80 | Average |
| 6  | 0.876  | 31.62 | 0.07  | 9.55   | 41.24    | 56.00 | -14.76 | QP      |
| 7  | 1.636  | 8.57  | 0.11  | 9.55   | 18.23    | 46.00 | -27.77 | Average |
| 8  | 1.636  | 19.91 | 0.11  | 9.55   | 29.57    | 56.00 | -26.43 | QP      |
| 9  | 1.970  | 7.36  | 0.12  | 9.55   | 17.03    | 46.00 | -28.97 | Average |
| 10 | 1.970  | 18.91 | 0.12  | 9.55   | 28.58    | 56.00 | -27.42 | QP      |
| 11 | 5.031  | 3.43  | 0.20  | 9.63   | 13.26    | 50.00 | -36.74 | Average |
| 12 | 5.031  | 13.96 | 0.20  | 9.63   | 23.79    | 60.00 | -36.21 | QP      |





## 7.2 Radiated Emissions which fall in the restricted bands

Test Requirement 47 CFR Part 15, Subpart C 15.205 & 15.209

Test Method: ANSI C63.10 (2013) Section 11.12

Limit:

Test Distance: 3 m

| Frequency (MHz) | Field strength (microvolts/meter) | Measurement distance(meters) |
|-----------------|-----------------------------------|------------------------------|
| 0.009-0.490     | 2400/F(kHz)                       | 300                          |
| 0.490-1.705     | 24000/F(kHz)                      | 30                           |
| 1.705-30.0      | 30                                | 30                           |
| 30-88           | 100                               | 3                            |
| 88-216          | 150                               | 3                            |
| 216-960         | 200                               | 3                            |
| Above 960       | 500                               | 3                            |

Remark: The emission limits shown in the above table are based on measurements employing a CISPR quasi-peak detector except for the frequency bands 9-90kHz, 110-490kHz and above 1000 MHz. Radiated emission limits in these three bands are based on measurements employing an average detector, the peak field strength of any emission shall not exceed the maximum permitted average limits specified above by more than 20 dB under any condition of modulation.

### 7.2.1 E.U.T. Operation

Operating Environment:

Temperature: 25.7 °C Humidity: 60.2 % RH Atmospheric Pressure: 1004 mbar

### 7.2.2 Test Mode Description

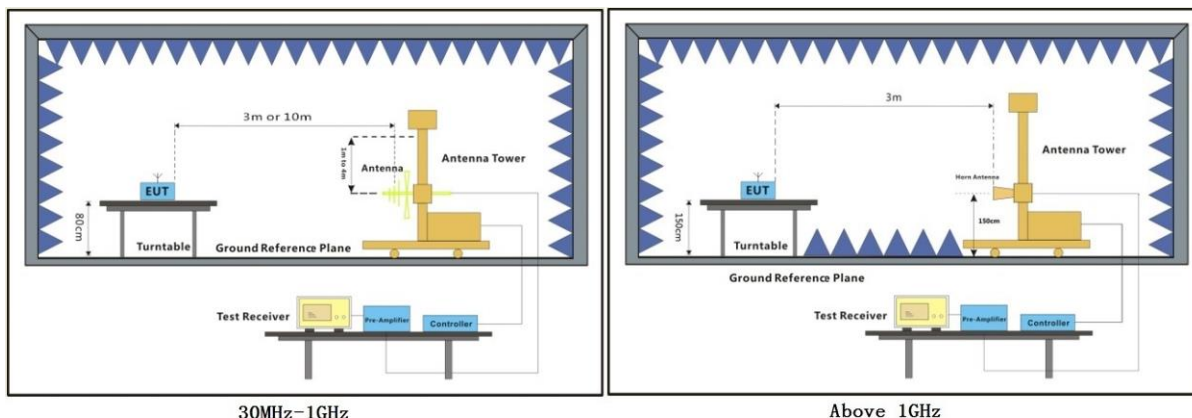
| Pre-scan / Mode | Description  |
|-----------------|--|
| Final test Code |  |
| Final test 00   | TX mode_Keep the EUT in continuously transmitting mode with GFSK modulation. |



Unless otherwise agreed in writing, this document is issued by the Company subject to its General Conditions of Service printed overleaf, available on request or accessible at <https://www.sgs.com/en/Terms-and-Conditions>. Attention is drawn to the limitation of liability, indemnification and jurisdiction issues defined therein. Any holder of this document is advised that information contained hereon reflects the Company's findings at the time of its intervention only and within the limits of Client's instructions, if any. The Company's sole responsibility is to its Client and this document does not exonerate parties to a transaction from exercising all their rights and obligations under the transaction documents. This document cannot be reproduced except in full, without prior written approval of the Company. Any unauthorized alteration, forgery or falsification of the content or appearance of this document is unlawful and offenders may be prosecuted to the fullest extent of the law. Unless otherwise stated the results shown in this test report refer only to the sample(s) tested and such sample(s) are retained for 30 days only.

Attention: To check the authenticity of testing /inspection report & certificate, please contact us at telephone: (86-755) 8307 1443, or email: [CN.Doccheck@sgs.com](mailto:CN.Doccheck@sgs.com)

### 7.2.3 Test Setup Diagram



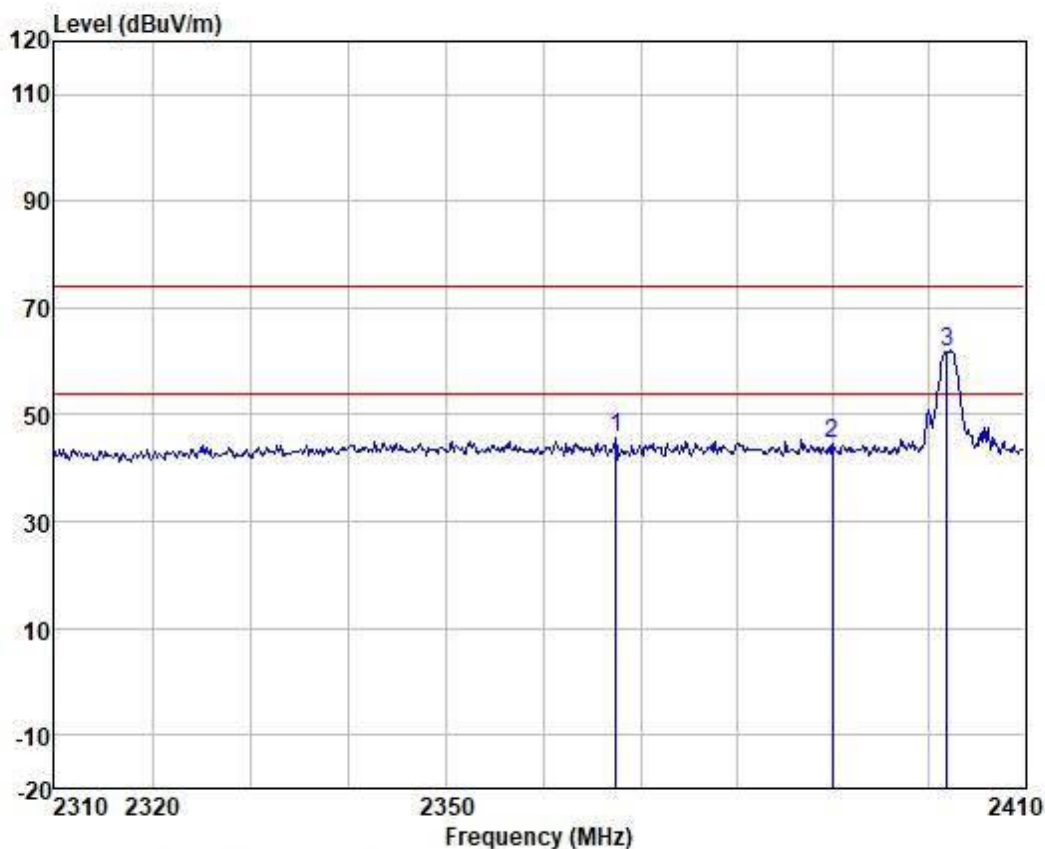
### 7.2.4 Measurement Procedure and Data

- a. For below 1GHz, the EUT was placed on the top of a rotating table 0.8 meters above the ground at a 3 or 10 meter semi-anechoic chamber. The table was rotated 360 degrees to determine the position of the highest radiation.
- b. For above 1GHz, the EUT was placed on the top of a rotating table 1.5 meters above the ground at a 3 meter fully-anechoic chamber. The table was rotated 360 degrees to determine the position of the highest radiation.
- c. The EUT was set 3 or 10 meters away from the interference-receiving antenna, which was mounted on the top of a variable-height antenna tower.
- d. The antenna height is varied from one meter to four meters above the ground to determine the maximum value of the field strength. Both horizontal and vertical polarizations of the antenna are set to make the measurement.
- e. For each suspected emission, the EUT was arranged to its worst case and then the antenna was tuned to heights from 1 meter to 4 meters (for the test frequency of below 30MHz, the antenna was tuned to heights 1 meter) and the rotatable table was turned from 0 degrees to 360 degrees to find the maximum reading.
- f. The test-receiver system was set to Peak Detect Function and Specified Bandwidth with Maximum Hold Mode.
- g. If the emission level of the EUT in peak mode was 10dB lower than the limit specified, then testing could be stopped and the peak values of the EUT would be reported. Otherwise the emissions that did not have 10dB margin would be re-tested one by one using peak, quasi-peak or average method as specified and then reported in a data sheet.
- h. Test the EUT in the lowest channel, the Highest channel.
- i. The radiation measurements are performed in X, Y, Z axis positioning for Transmitting mode, and found the X axis positioning which it is the worst case.
- j. Repeat above procedures until all frequencies measured was complete.

Remark 1:  $\text{Level} = \text{Read Level} + \text{Cable Loss} + \text{Antenna Factor} - \text{Preamp Factor}$

Remark 2: For frequencies above 1GHz, the field strength limits are based on average limits. However, the peak field strength of any emission shall not exceed the maximum permitted average limits specified above by more than 20 dB under any condition of modulation. For the emissions whose peak level is lower than the average limit, only the peak measurement is shown in the report.

Test Mode: 00; Polarity: Vertical; Modulation: GFSK; Channel: Low

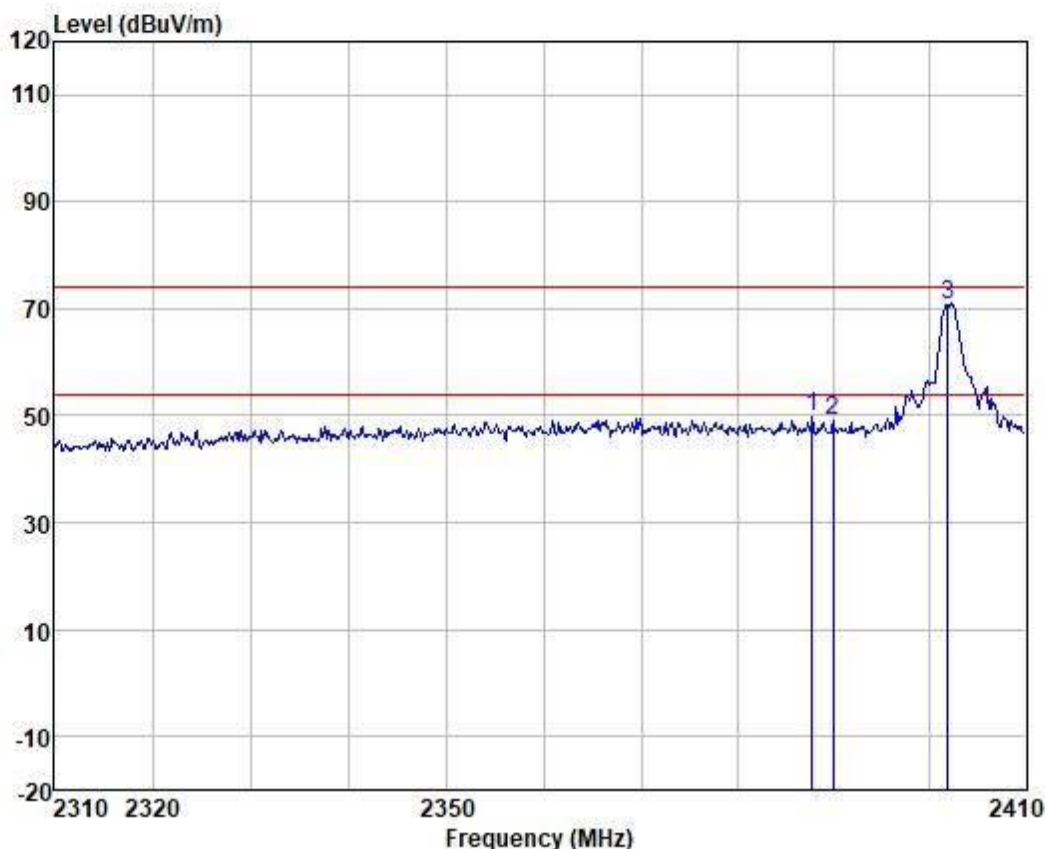


|   | Freq     | ReadAntenna | Cable  | Preamp | Level  | Limit  | Over   |           |               |
|---|----------|-------------|--------|--------|--------|--------|--------|-----------|---------------|
|   | MHz      | Level       | Factor | Loss   | Factor | Line   | Limit  | Pol/Phase | Remark        |
|   | MHz      | dBuV        | dB/m   | dB     | dB     | dBuV/m | dBuV/m | dB        |               |
| 1 | 2367.483 | 51.77       | 27.64  | 3.51   | 37.22  | 45.70  | 74.00  | -28.30    | VERTICAL peak |
| 2 | 2390.000 | 50.61       | 27.68  | 3.54   | 37.21  | 44.62  | 74.00  | -29.38    | VERTICAL peak |
| 3 | 2402.000 | 67.75       | 27.71  | 3.56   | 37.21  | 61.81  | 74.00  | -12.19    | VERTICAL peak |





Test Mode: 00; Polarity: Horizontal; Modulation:GFSK; Channel:Low

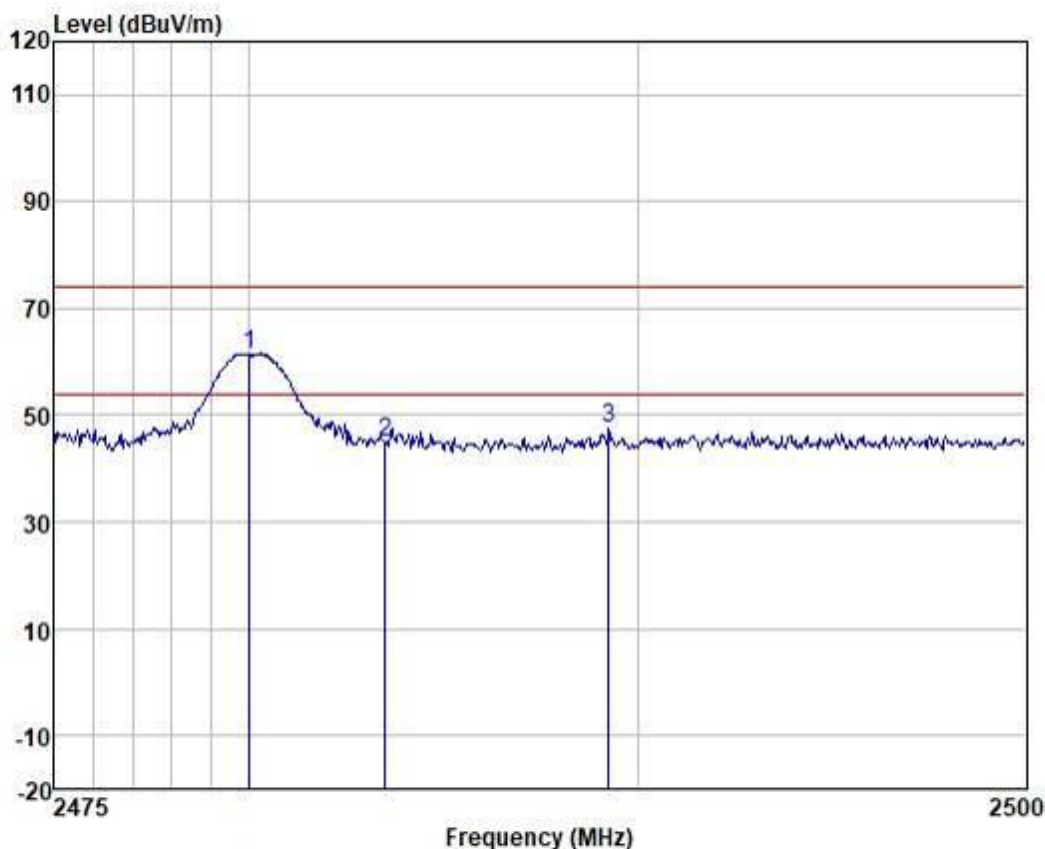


|   | Freq     | ReadAntenna | Cable | Preamp |       | Limit  | Over   |           |                 |
|---|----------|-------------|-------|--------|-------|--------|--------|-----------|-----------------|
|   | MHz      | Level       | Loss  | Factor | Level | Line   | Limit  | Pol/Phase | Remark          |
|   | MHz      | dBuV        | dB/m  | dB     | dB    | dBuV/m | dBuV/m | dB        |                 |
| 1 | 2387.736 | 55.87       | 27.68 | 3.54   | 37.22 | 49.87  | 74.00  | -24.13    | HORIZONTAL peak |
| 2 | 2390.000 | 54.97       | 27.68 | 3.54   | 37.21 | 48.98  | 74.00  | -25.02    | HORIZONTAL peak |
| 3 | 2402.000 | 76.59       | 27.71 | 3.56   | 37.21 | 70.65  | 74.00  | -3.35     | HORIZONTAL peak |





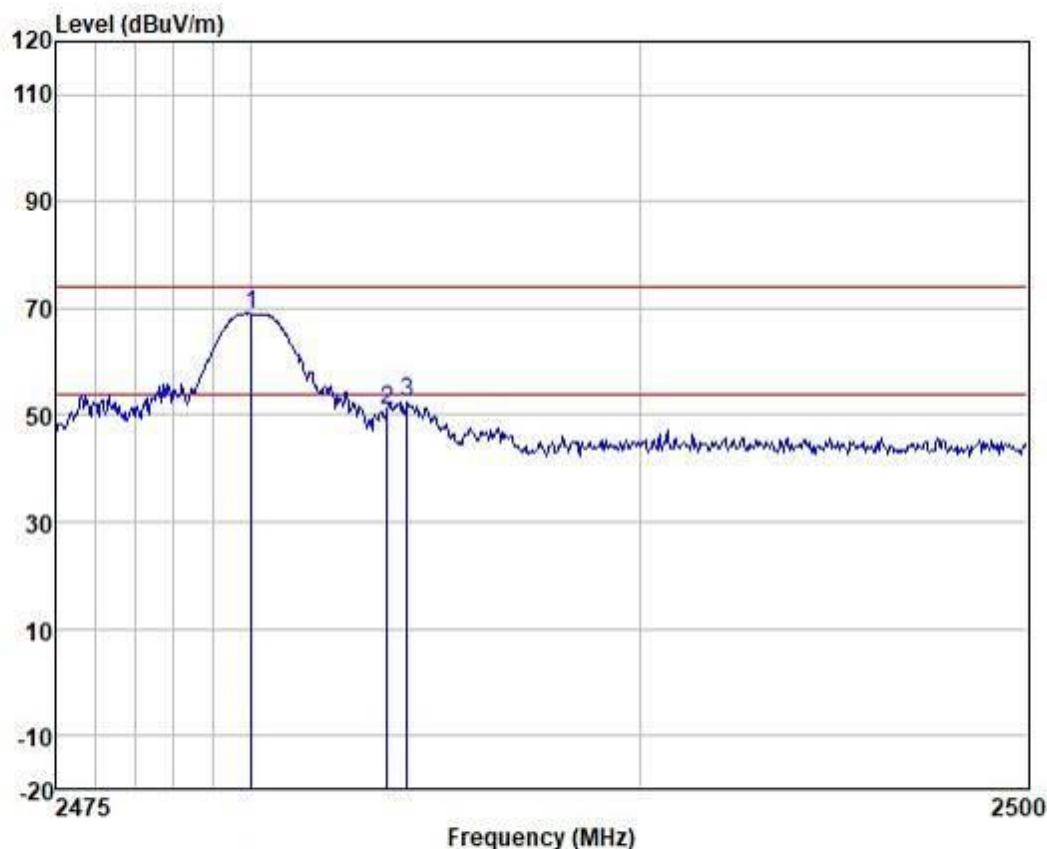
Test Mode: 00; Polarity: Vertical; Modulation:GFSK; Channel:High



|   | Freq     | ReadAntenna | Cable  | Preamp |        | Limit  | Over   |        |           |        |
|---|----------|-------------|--------|--------|--------|--------|--------|--------|-----------|--------|
|   |          | Level       | Factor | Loss   | Factor | Level  | Line   | Limit  | Pol/Phase | Remark |
|   | MHz      | dBuV        | dB/m   | dB     | dB     | dBuV/m | dBuV/m | dB     |           |        |
| 1 | 2480.000 | 67.13       | 27.84  | 3.72   | 37.19  | 61.50  | 74.00  | -12.50 | VERTICAL  | peak   |
| 2 | 2483.500 | 50.58       | 27.85  | 3.74   | 37.19  | 44.98  | 74.00  | -29.02 | VERTICAL  | peak   |
| 3 | 2489.269 | 53.16       | 27.86  | 3.75   | 37.19  | 47.58  | 74.00  | -26.42 | VERTICAL  | peak   |



Test Mode: 00; Polarity: Horizontal; Modulation:GFSK; Channel:High



|   | Freq     | ReadAntenna | Cable  | Preamp |        | Limit  | Over   |        |                 |
|---|----------|-------------|--------|--------|--------|--------|--------|--------|-----------------|
|   | MHz      | Level       | Factor | Loss   | Factor | Level  | Line   | Limit  | Pol/Phase       |
|   | MHz      | dBuV        | dB/m   | dB     | dB     | dBuV/m | dBuV/m | dB     |                 |
| 1 | 2480.000 | 74.53       | 27.84  | 3.72   | 37.19  | 68.90  | 74.00  | -5.10  | HORIZONTAL peak |
| 2 | 2483.500 | 56.49       | 27.85  | 3.74   | 37.19  | 50.89  | 74.00  | -23.11 | HORIZONTAL peak |
| 3 | 2484.021 | 58.14       | 27.85  | 3.74   | 37.19  | 52.54  | 74.00  | -21.46 | HORIZONTAL peak |



### 7.3 Radiated Spurious Emissions Below 1GHz

Test Requirement 47 CFR Part 15, Subpart C 15.205 & 15.209

Test Method: ANSI C63.10 (2013) Section 6.4,6.5

Limit:

Test Distance: 3 m

| Frequency (MHz) | Field strength (microvolts/meter) | Measurement distance(meters) |
|-----------------|-----------------------------------|------------------------------|
| 0.009-0.490     | 2400/F(kHz)                       | 300                          |
| 0.490-1.705     | 24000/F(kHz)                      | 30                           |
| 1.705-30.0      | 30                                | 30                           |
| 30-88           | 100                               | 3                            |
| 88-216          | 150                               | 3                            |
| 216-960         | 200                               | 3                            |
| 960-1000        | 500                               | 3                            |

#### 7.3.1 E.U.T. Operation

Operating Environment:

Temperature: 24.3 °C

Humidity: 52.1 % RH

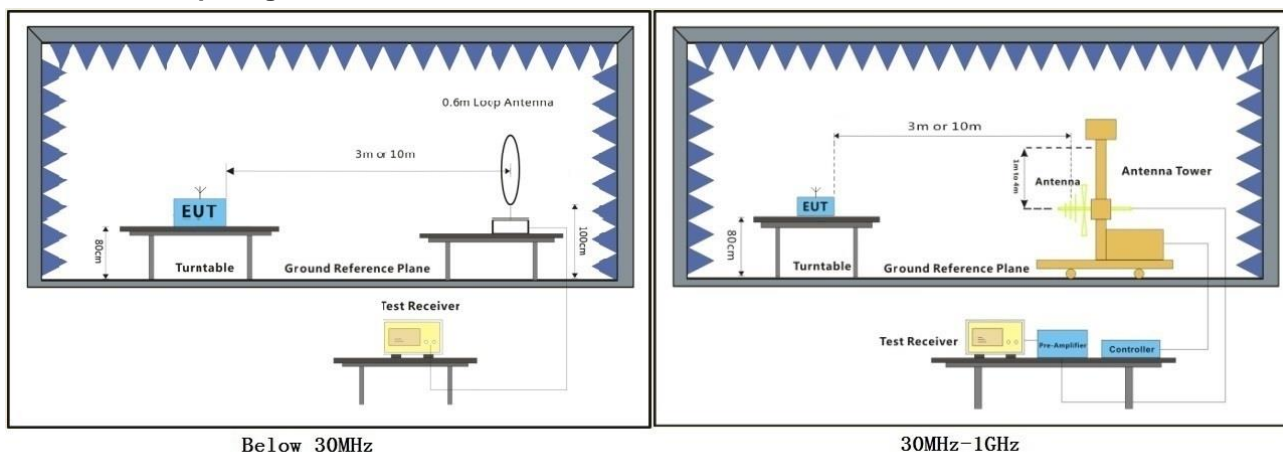
Atmospheric Pressure: 1004 mbar

#### 7.3.2 Test Mode Description

Pre-scan / Mode  
Final test Code Description

Final test 00 TX mode Keep the EUT in continuously transmitting mode with GFSK modulation.

#### 7.3.3 Test Setup Diagram



Below 30MHz

30MHz-1GHz



Unless otherwise agreed in writing, this document is issued by the Company subject to its General Conditions of Service printed overleaf, available on request or accessible at <https://www.sgs.com/en/Terms-and-Conditions>. Attention is drawn to the limitation of liability, indemnification and jurisdiction issues defined therein. Any holder of this document is advised that information contained hereon reflects the Company's findings at the time of its intervention only and within the limits of Client's instructions, if any. The Company's sole responsibility is to its Client and this document does not exonerate parties to a transaction from exercising all their rights and obligations under the transaction documents. This document cannot be reproduced except in full, without prior written approval of the Company. Any unauthorized alteration, forgery or falsification of the content or appearance of this document is unlawful and offenders may be prosecuted to the fullest extent of the law. Unless otherwise stated the results shown in this test report refer only to the sample(s) tested and such sample(s) are retained for 30 days only.

Attention: To check the authenticity of testing /inspection report & certificate, please contact us at telephone: (86-755) 8307 1443, or email: [CN.Doccheck@sgs.com](mailto:CN.Doccheck@sgs.com)

SGS-CSTC Standards Technical Services Co., Ltd.  
Guangzhou Branch, EMC Laboratory

No.198, Kezhu Road, Science City, Economic & Technological Development Area, Guangzhou, Guangdong, China 510663  
中国·广东·广州高新技术产业开发区科学城科珠路198号 邮编: 510663

t (86-20) 82155555 www.sgsgroup.com.cn  
t (86-20) 82155555 sgs.china@sgs.com

## 7.3.4 Measurement Procedure and Data

- a. For below 1GHz, the EUT was placed on the top of a rotating table 0.8 meters above the ground at a 3 or 10 meter semi-anechoic chamber. The table was rotated 360 degrees to determine the position of the highest radiation.
- b. The EUT was set 3 or 10 meters away from the interference-receiving antenna, which was mounted on the top of a variable-height antenna tower.
- c. The antenna height is varied from one meter to four meters above the ground to determine the maximum value of the field strength. Both horizontal and vertical polarizations of the antenna are set to make the measurement.
- d. For each suspected emission, the EUT was arranged to its worst case and then the antenna was tuned to heights from 1 meter to 4 meters (for the test frequency of below 30MHz, the antenna was tuned to heights 1 meter) and the rotatable table was turned from 0 degrees to 360 degrees to find the maximum reading.
- e. The test-receiver system was set to Peak Detect Function and Specified Bandwidth with Maximum Hold Mode.
- f. If the emission level of the EUT in peak mode was 10dB lower than the limit specified, then testing could be stopped and the peak values of the EUT would be reported. Otherwise the emissions that did not have 10dB margin would be re-tested one by one using quasi-peak method as specified and then reported in a data sheet.
- g. Test the EUT in the lowest channel, the middle channel, the Highest channel.
- h. The radiation measurements are performed in X, Y, Z axis positioning for Transmitting mode, and found the X axis positioning which it is the worst case.
- i. Repeat above procedures until all frequencies measured was complete.

Remark:

1. Level= Read Level+ Cable Loss+ Antenna Factor- Preamp Factor
2. Scan from 9kHz to 30MHz, the disturbance below 30MHz was very low. The points marked on above plots are the highest emissions could be found when testing, so only above points had been displayed. The amplitude of spurious emissions from the radiator which are attenuated more than 20dB below the limit need not be reported.



Unless otherwise agreed in writing, this document is issued by the Company subject to its General Conditions of Service printed overleaf, available on request or accessible at <https://www.sgs.com/en/Terms-and-Conditions>. Attention is drawn to the limitation of liability, indemnification and jurisdiction issues defined therein. Any holder of this document is advised that information contained hereon reflects the Company's findings at the time of its intervention only and within the limits of Client's instructions, if any. The Company's sole responsibility is to its Client and this document does not exonerate parties to a transaction from exercising all their rights and obligations under the transaction documents. This document cannot be reproduced except in full, without prior written approval of the Company. Any unauthorized alteration, forgery or falsification of the content or appearance of this document is unlawful and offenders may be prosecuted to the fullest extent of the law. Unless otherwise stated the results shown in this test report refer only to the sample(s) tested and such sample(s) are retained for 30 days only.

Attention: To check the authenticity of testing /inspection report & certificate, please contact us at telephone: (86-755) 8307 1443, or email: [CN.Doccheck@sgs.com](mailto:CN.Doccheck@sgs.com)

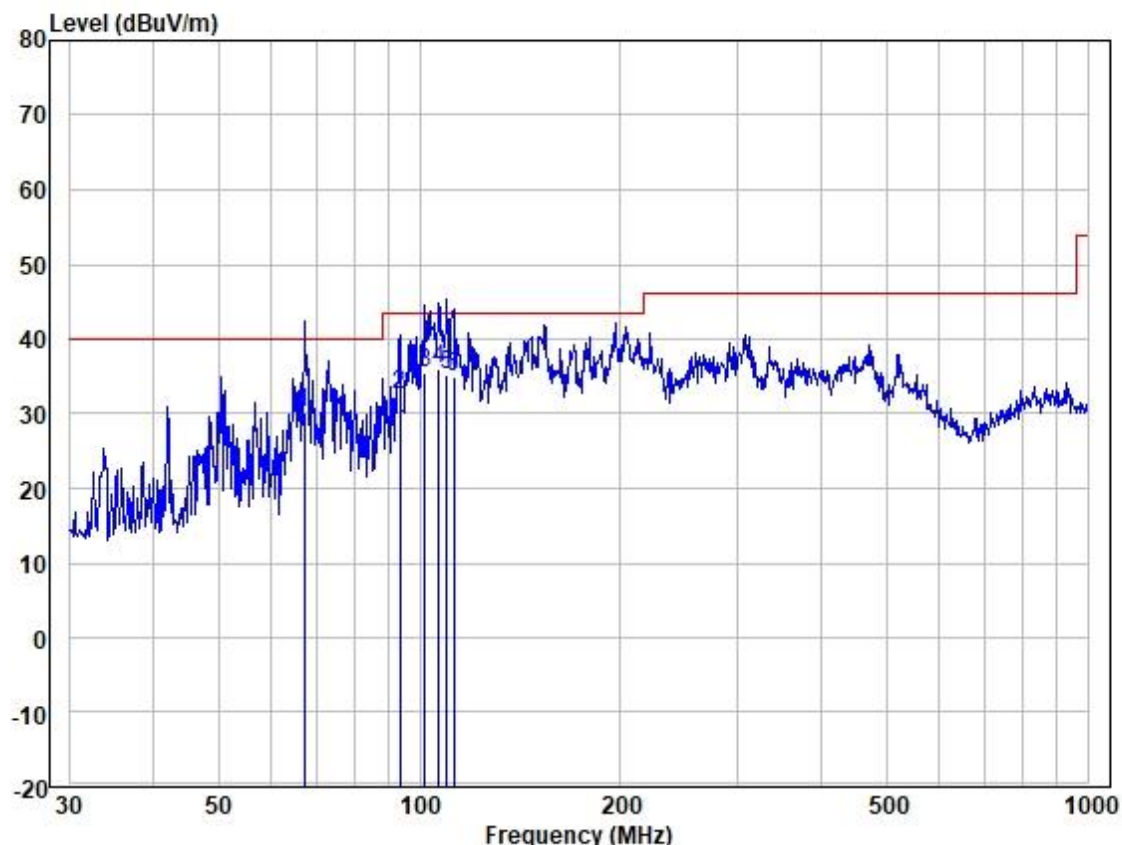
SGS-CSTC Standards Technical Services Co., Ltd.  
Guangzhou Branch, Testing Center, EEC Laboratory.

No.198, Kezhu Road, Science City, Economic & Technological Development Area, Guangzhou, Guangdong, China 510663  
中国·广东·广州高新技术产业开发区科学城科珠路198号 邮编: 510663

t (86-20) 82155555 www.sgsgroup.com.cn  
t (86-20) 82155555 sgs.china@sgs.com



Test Mode: 00; Polarity: Horizontal



Site : 966 Chamber  
Job :  
Model :  
Power :  
Test Mode :

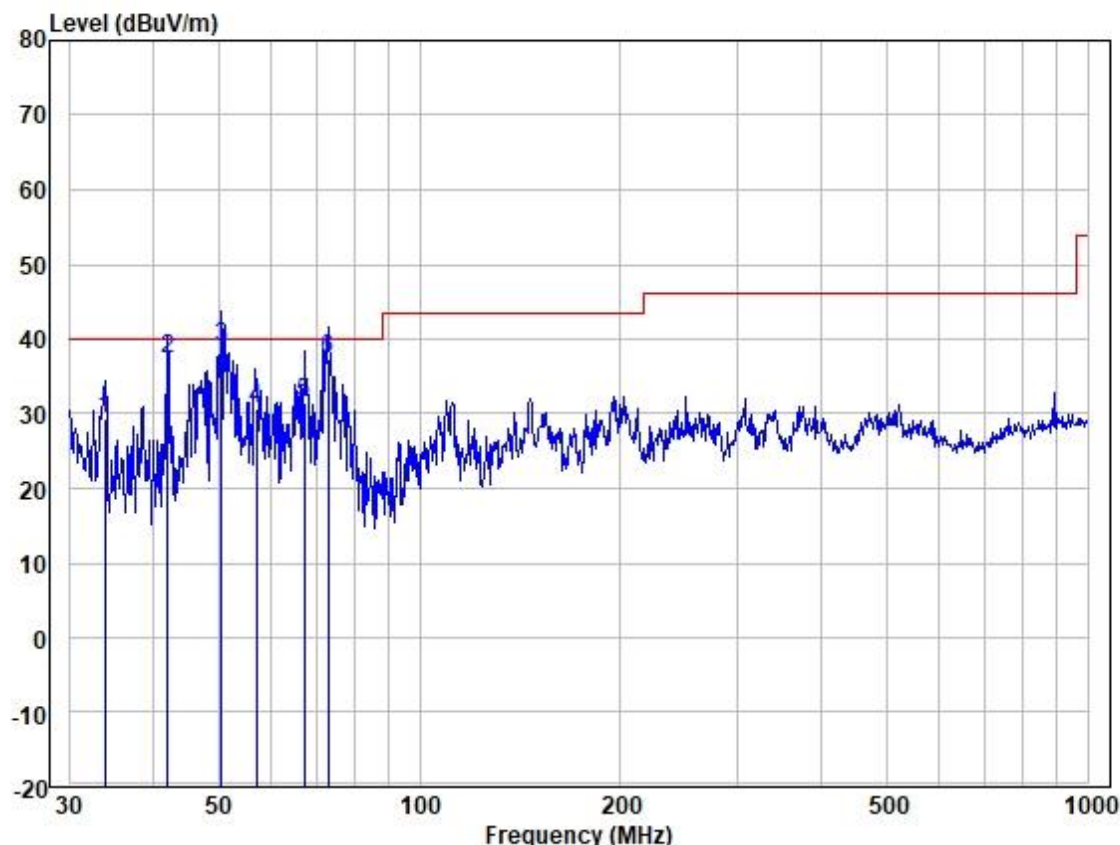
|   | Freq    | Read Level | Antenna Factor | Cable Loss | Preamplifier Factor | Measured Level | Limit Line | Over Limit | Pol/Phase  | Remark |
|---|---------|------------|----------------|------------|---------------------|----------------|------------|------------|------------|--------|
|   | MHz     | dBuV       | dB/m           | dB         | dB                  | dBuV/m         | dBuV/m     | dB         |            |        |
| 1 | 67.202  | 44.99      | 17.68          | 0.45       | 32.86               | 30.26          | 40.00      | -9.74      | HORIZONTAL | QP     |
| 2 | 93.440  | 51.14      | 13.79          | 0.53       | 32.81               | 32.65          | 43.52      | -10.87     | HORIZONTAL | QP     |
| 3 | 102.001 | 52.81      | 14.87          | 0.54       | 32.80               | 35.42          | 43.52      | -8.10      | HORIZONTAL | QP     |
| 4 | 106.759 | 52.70      | 15.63          | 0.56       | 32.80               | 36.09          | 43.52      | -7.43      | HORIZONTAL | QP     |
| 5 | 109.796 | 51.47      | 16.07          | 0.57       | 32.80               | 35.31          | 43.52      | -8.21      | HORIZONTAL | QP     |
| 6 | 112.524 | 50.73      | 16.40          | 0.58       | 32.80               | 34.91          | 43.52      | -8.61      | HORIZONTAL | QP     |



Unless otherwise agreed in writing, this document is issued by the Company subject to its General Conditions of Service printed overleaf, available on request or accessible at <https://www.sgs.com/en/Terms-and-Conditions>. Attention is drawn to the limitation of liability, indemnification and jurisdiction issues defined therein. Any holder of this document is advised that information contained hereon reflects the Company's findings at the time of its intervention only and within the limits of Client's instructions, if any. The Company's sole responsibility is to its Client and this document does not exonerate parties to a transaction from exercising all their rights and obligations under the transaction documents. This document cannot be reproduced except in full, without prior written approval of the Company. Any unauthorized alteration, forgery or falsification of the content or appearance of this document is unlawful and offenders may be prosecuted to the fullest extent of the law. Unless otherwise stated the results shown in this test report refer only to the sample(s) tested and such sample(s) are retained for 30 days only.

Attention: To check the authenticity of testing / inspection report & certificate, please contact us at telephone: (86-755) 8307 1443, or email: [CN.Doccheck@sgs.com](mailto:CN.Doccheck@sgs.com)

Test Mode: 00; Polarity: Vertical



Site : 966 Chamber  
Job :  
Model :  
Power :  
Test Mode :

|   | Freq   | Read Level | Antenna Factor | Cable Loss | Preamplifier Factor | Measured Level | Limit Line | Over Limit | Pol/Phase | Remark |
|---|--------|------------|----------------|------------|---------------------|----------------|------------|------------|-----------|--------|
|   | MHz    | dBuV       | dB/m           | dB         | dB                  | dBuV/m         | dBuV/m     | dB         |           |        |
| 1 | 33.799 | 43.94      | 17.99          | 0.32       | 32.85               | 29.40          | 40.00      | -10.60     | VERTICAL  | QP     |
| 2 | 42.007 | 50.55      | 19.23          | 0.36       | 32.87               | 37.27          | 40.00      | -2.73      | VERTICAL  | QP     |
| 3 | 50.586 | 51.90      | 19.55          | 0.39       | 32.88               | 38.96          | 40.00      | -1.04      | VERTICAL  | QP     |
| 4 | 56.991 | 44.18      | 19.08          | 0.40       | 32.87               | 30.79          | 40.00      | -9.21      | VERTICAL  | QP     |
| 5 | 67.202 | 46.16      | 17.68          | 0.45       | 32.86               | 31.43          | 40.00      | -8.57      | VERTICAL  | QP     |
| 6 | 73.103 | 53.10      | 16.64          | 0.47       | 32.85               | 37.36          | 40.00      | -2.64      | VERTICAL  | QP     |



Unless otherwise agreed in writing, this document is issued by the Company subject to its General Conditions of Service printed overleaf, available on request or accessible at <https://www.sgs.com/en/Terms-and-Conditions>. Attention is drawn to the limitation of liability, indemnification and jurisdiction issues defined therein. Any holder of this document is advised that information contained hereon reflects the Company's findings at the time of its intervention only and within the limits of Client's instructions, if any. The Company's sole responsibility is to its Client and this document does not exonerate parties to a transaction from exercising all their rights and obligations under the transaction documents. This document cannot be reproduced except in full, without prior written approval of the Company. Any unauthorized alteration, forgery or falsification of the content or appearance of this document is unlawful and offenders may be prosecuted to the fullest extent of the law. Unless otherwise stated the results shown in this test report refer only to the sample(s) tested and such sample(s) are retained for 30 days only.

Attention: To check the authenticity of testing / inspection report & certificate, please contact us at telephone: (86-755) 8307 1443, or email: [CN.Doccheck@sgs.com](mailto:CN.Doccheck@sgs.com)

### 7.4 Radiated Spurious Emissions Above 1GHz

Test Requirement 47 CFR Part 15, Subpart C 15.205 & 15.209

Test Method: ANSI C63.10 (2013) Section 6.6

Limit:

| Frequency (MHz) | Field strength (microvolts/meter) | Measurement distance(meters) |
|-----------------|-----------------------------------|------------------------------|
| Above 1000      | 500                               | 3                            |

#### 7.4.1 E.U.T. Operation

Operating Environment:

Temperature: 25.7 °C

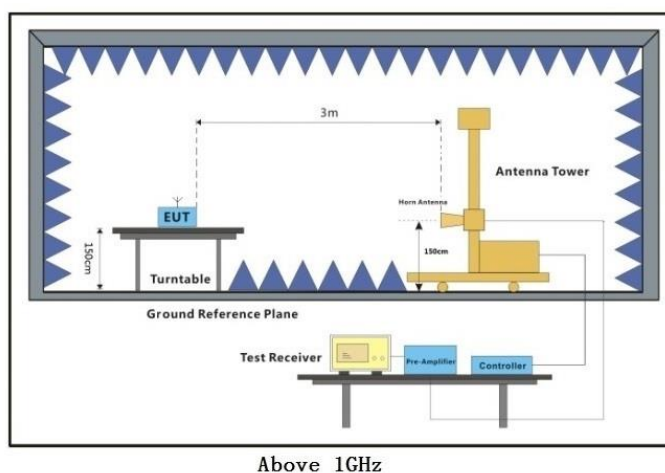
Humidity: 60.3 % RH

Atmospheric Pressure: 1004 mbar

#### 7.4.2 Test Mode Description

| Pre-scan / Mode | Description  |
|-----------------|--|
| Final test Code |  |
| Final test 00   | TX mode_Keep the EUT in continuously transmitting mode with GFSK modulation. |

#### 7.4.3 Test Setup Diagram





## 7.4.4 Measurement Procedure and Data

- a. For above 1GHz, the EUT was placed on the top of a rotating table 1.5 meters above the ground at a 3 meter fully-anechoic chamber. The table was rotated 360 degrees to determine the position of the highest radiation.
- b. The EUT was set 3 meters away from the interference-receiving antenna, which was mounted on the top of a variable-height antenna tower.
- c. The antenna height is varied from one meter to four meters above the ground to determine the maximum value of the field strength. Both horizontal and vertical polarizations of the antenna are set to make the measurement.
- d. For each suspected emission, the EUT was arranged to its worst case and then the antenna was tuned to heights from 1 meter to 4 meters (for the test frequency of below 30MHz, the antenna was tuned to heights 1 meter) and the rotatable table was turned from 0 degrees to 360 degrees to find the maximum reading.
- e. The test-receiver system was set to Peak Detect Function and Specified Bandwidth with Maximum Hold Mode.
- f. If the emission level of the EUT in peak mode was 10dB lower than the limit specified, then testing could be stopped and the peak values of the EUT would be reported. Otherwise the emissions that did not have 10dB margin would be re-tested one by one using peak or average method as specified and then reported in a data sheet.
- g. Test the EUT in the lowest channel, the middle channel, the Highest channel.
- h. The radiation measurements are performed in X, Y, Z axis positioning for Transmitting mode, and found the X axis positioning which it is the worst case.
- i. Repeat above procedures until all frequencies measured was complete.

Remark:

1. Level= Read Level+ Cable Loss+ Antenna Factor- Preamp Factor
2. Scan from 1GHz to 25GHz, the disturbance above 18GHz was very low. The points marked on above plots are the highest emissions could be found when testing, so only above points had been displayed. The amplitude of spurious emissions from the radiator which are attenuated more than 20dB below the limit need not be reported.
3. As shown in this section, for frequencies above 1GHz, the field strength limits are based on average limits. However, the peak field strength of any emission shall not exceed the maximum permitted average limits specified above by more than 20 dB under any condition of modulation. For the emissions whose peak level is lower than the average limit, only the peak measurement is shown in the report.



Unless otherwise agreed in writing, this document is issued by the Company subject to its General Conditions of Service printed overleaf, available on request or accessible at <https://www.sgs.com/en/Terms-and-Conditions>. Attention is drawn to the limitation of liability, indemnification and jurisdiction issues defined therein. Any holder of this document is advised that information contained hereon reflects the Company's findings at the time of its intervention only and within the limits of Client's instructions, if any. The Company's sole responsibility is to its Client and this document does not exonerate parties to a transaction from exercising all their rights and obligations under the transaction documents. This document cannot be reproduced except in full, without prior written approval of the Company. Any unauthorized alteration, forgery or falsification of the content or appearance of this document is unlawful and offenders may be prosecuted to the fullest extent of the law. Unless otherwise stated the results shown in this test report refer only to the sample(s) tested and such sample(s) are retained for 30 days only.

Attention: To check the authenticity of testing /inspection report & certificate, please contact us at telephone: (86-755) 8307 1443, or email: [CN.Doccheck@sgs.com](mailto:CN.Doccheck@sgs.com)

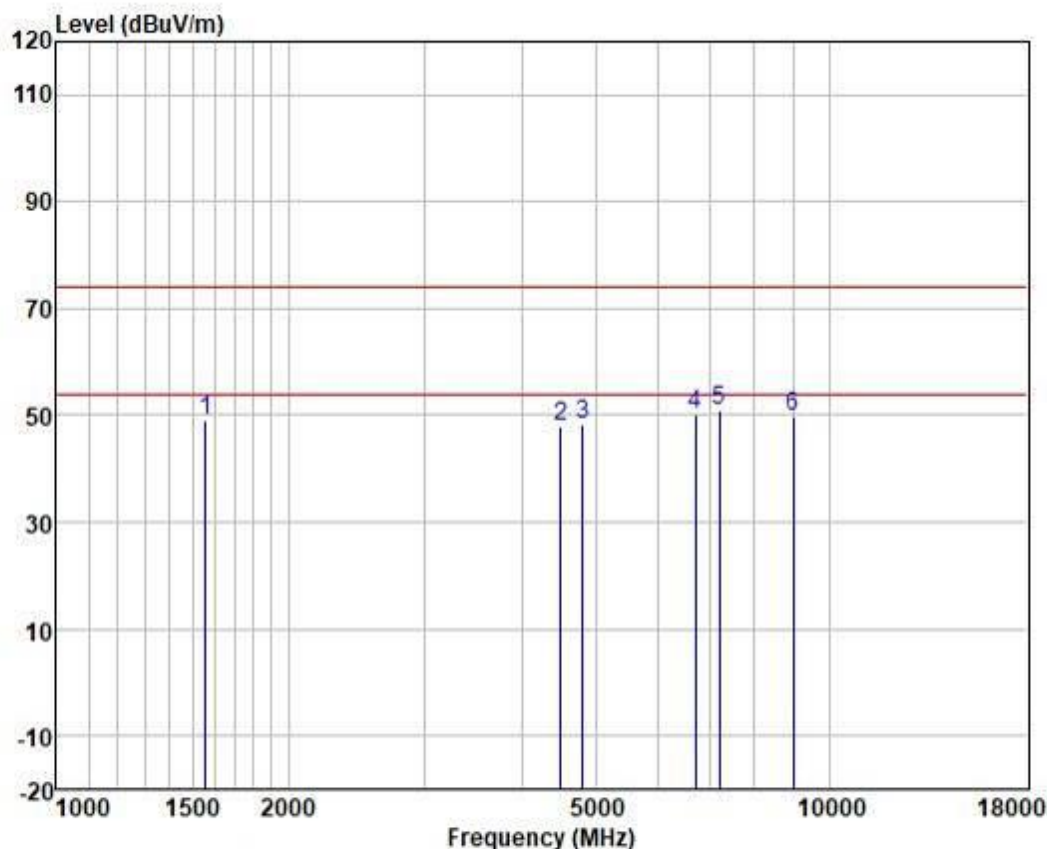
SGS-CSTC Standards Technical Services Co., Ltd.  
Guangzhou Branch Testing Service EEC Laboratory

No.198, Kezhu Road, Science City, Economic & Technological Development Area, Guangzhou, Guangdong, China 510663  
中国·广东·广州高新技术产业开发区科学城科珠路198号 邮编: 510663

t (86-20) 82155555 www.sgsgroup.com.cn  
t (86-20) 82155555 sgs.china@sgs.com



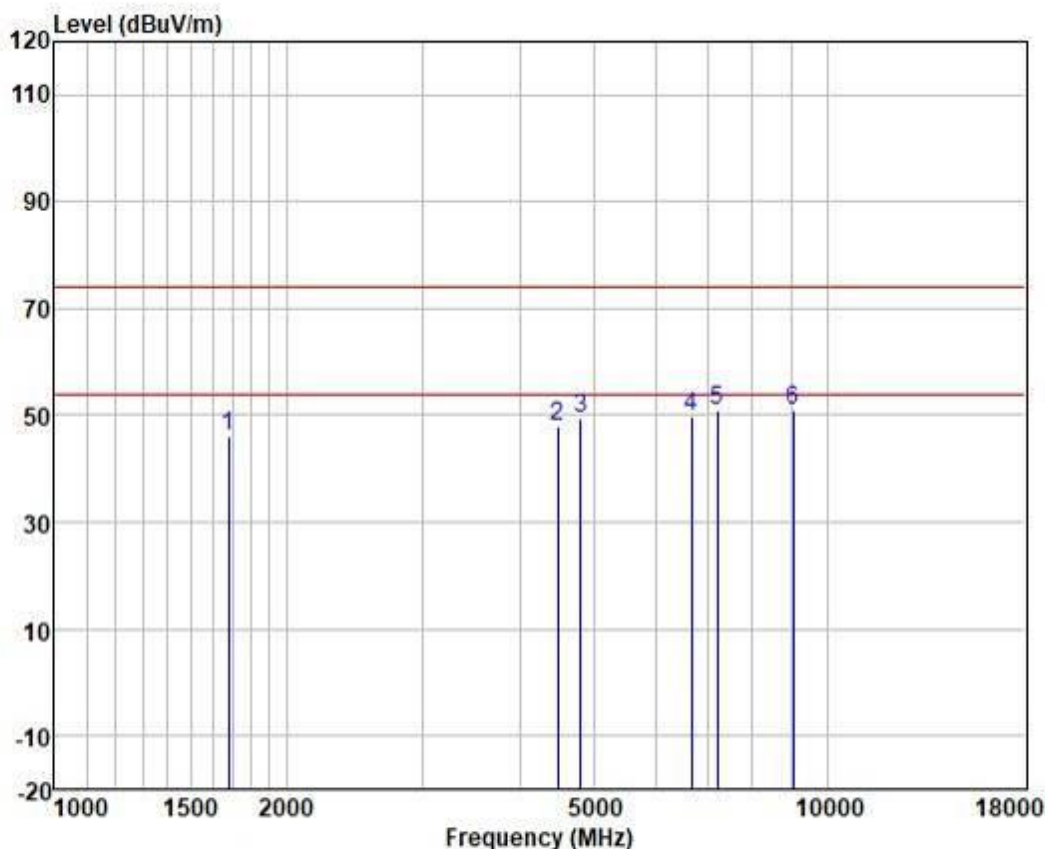
Test Mode: 00; Polarity: Vertical; Modulation:GFSK; Channel:Low



|   | Freq     | ReadAntenna | Cable  | Preamp |        | Limit  | Over   |           |               |
|---|----------|-------------|--------|--------|--------|--------|--------|-----------|---------------|
|   | MHz      | Level       | Factor | Loss   | Factor | Line   | Limit  | Pol/Phase | Remark        |
|   | MHz      | dBuV        | dB/m   | dB     | dB     | dBuV/m | dBuV/m | dB        |               |
| 1 | 1560.673 | 58.79       | 24.57  | 3.09   | 37.47  | 48.98  | 74.00  | -25.02    | VERTICAL peak |
| 2 | 4495.125 | 44.43       | 34.17  | 5.81   | 36.63  | 47.78  | 74.00  | -26.22    | VERTICAL peak |
| 3 | 4804.000 | 45.12       | 34.16  | 5.85   | 36.66  | 48.47  | 74.00  | -25.53    | VERTICAL peak |
| 4 | 6717.762 | 45.13       | 34.42  | 7.38   | 36.85  | 50.08  | 74.00  | -23.92    | VERTICAL peak |
| 5 | 7206.000 | 44.70       | 35.63  | 7.53   | 36.93  | 50.93  | 74.00  | -23.07    | VERTICAL peak |
| 6 | 8995.123 | 41.40       | 37.59  | 7.77   | 36.90  | 49.86  | 74.00  | -24.14    | VERTICAL peak |



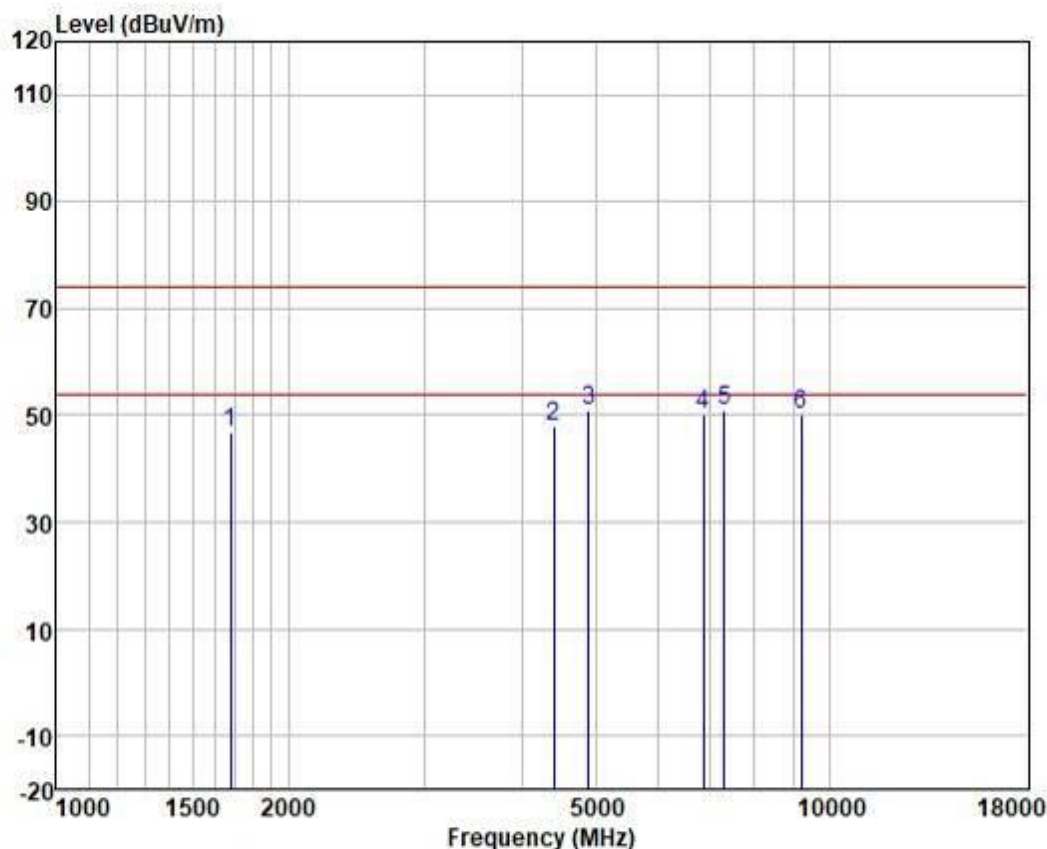
Test Mode: 00; Polarity: Horizontal; Modulation:GFSK; Channel:Low



|   | Freq     | ReadAntenna | Cable  | Preamp |        | Limit  | Over   |        |            |        |
|---|----------|-------------|--------|--------|--------|--------|--------|--------|------------|--------|
|   |          | Level       | Factor | Loss   | Factor | Level  | Line   | Limit  | Pol/Phase  | Remark |
|   | MHz      | dBuV        | dB/m   | dB     | dB     | dBuV/m | dBuV/m | dB     |            |        |
| 1 | 1682.477 | 55.44       | 25.03  | 3.17   | 37.40  | 46.24  | 74.00  | -27.76 | HORIZONTAL | peak   |
| 2 | 4482.150 | 44.54       | 34.12  | 5.80   | 36.63  | 47.83  | 74.00  | -26.17 | HORIZONTAL | peak   |
| 3 | 4804.000 | 46.18       | 34.16  | 5.85   | 36.66  | 49.53  | 74.00  | -24.47 | HORIZONTAL | peak   |
| 4 | 6679.040 | 45.00       | 34.28  | 7.35   | 36.85  | 49.78  | 74.00  | -24.22 | HORIZONTAL | peak   |
| 5 | 7206.000 | 44.63       | 35.63  | 7.53   | 36.93  | 50.86  | 74.00  | -23.14 | HORIZONTAL | peak   |
| 6 | 9047.272 | 42.32       | 37.67  | 7.79   | 36.89  | 50.89  | 74.00  | -23.11 | HORIZONTAL | peak   |



Test Mode: 00; Polarity: Vertical; Modulation:GFSK; Channel:middle

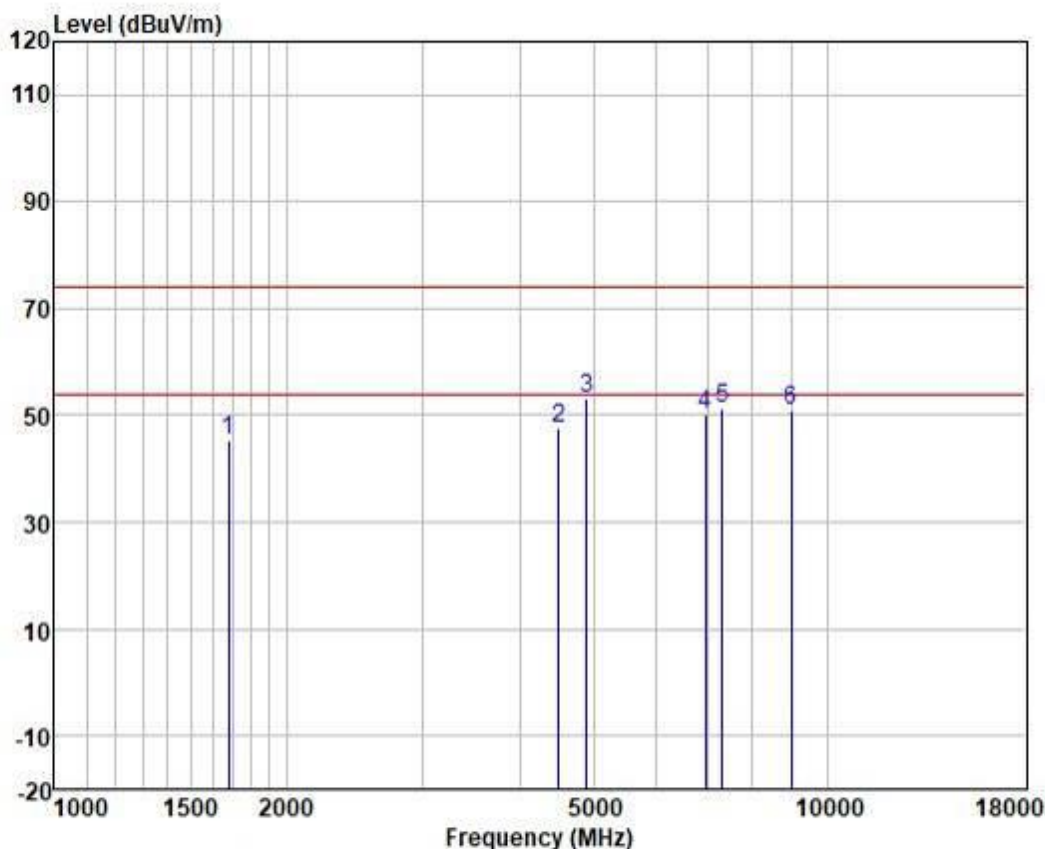


|   | Freq     | ReadAntenna | Cable  | Preamp |        | Limit  | Over   |           |               |
|---|----------|-------------|--------|--------|--------|--------|--------|-----------|---------------|
|   | MHz      | Level       | Factor | Loss   | Factor | Line   | Limit  | Pol/Phase | Remark        |
|   | MHz      | dBuV        | dB/m   | dB     | dB     | dBuV/m | dBuV/m | dB        |               |
| 1 | 1682.477 | 56.03       | 25.03  | 3.17   | 37.40  | 46.83  | 74.00  | -27.17    | VERTICAL peak |
| 2 | 4405.090 | 45.00       | 33.74  | 5.78   | 36.62  | 47.90  | 74.00  | -26.10    | VERTICAL peak |
| 3 | 4880.000 | 47.52       | 34.15  | 5.85   | 36.67  | 50.85  | 74.00  | -23.15    | VERTICAL peak |
| 4 | 6874.906 | 44.65       | 34.88  | 7.46   | 36.87  | 50.12  | 74.00  | -23.88    | VERTICAL peak |
| 5 | 7320.000 | 44.30       | 36.07  | 7.55   | 36.95  | 50.97  | 74.00  | -23.03    | VERTICAL peak |
| 6 | 9205.540 | 41.12       | 37.97  | 7.85   | 36.86  | 50.08  | 74.00  | -23.92    | VERTICAL peak |





Test Mode: 00; Polarity: Horizontal; Modulation:GFSK; Channel:middle

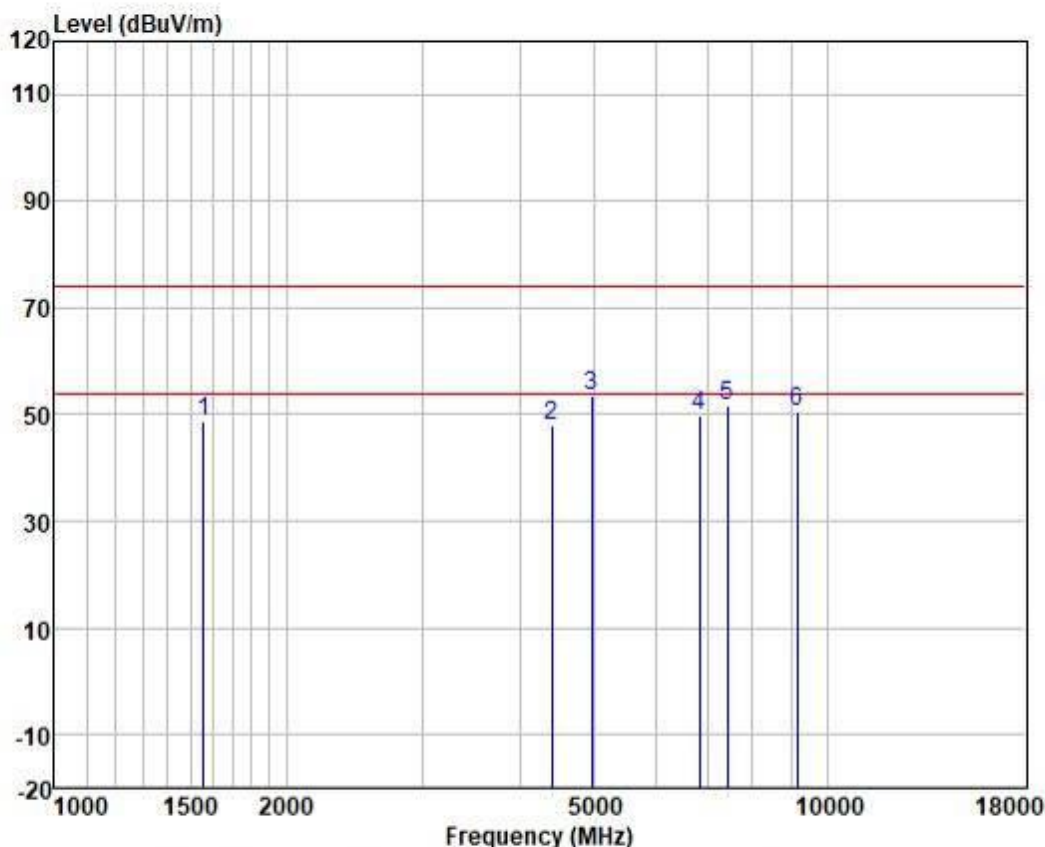


|   | Freq     | ReadAntenna | Cable  | Preamp |        | Limit  | Over   |        |                 |
|---|----------|-------------|--------|--------|--------|--------|--------|--------|-----------------|
|   | MHz      | Level       | Factor | Loss   | Factor | Level  | Line   | Limit  | Pol/Phase       |
|   | MHz      | dBuV        | dB/m   | dB     | dB     | dBuV/m | dBuV/m | dB     |                 |
| 1 | 1682.477 | 54.45       | 25.03  | 3.17   | 37.40  | 45.25  | 74.00  | -28.75 | HORIZONTAL peak |
| 2 | 4495.125 | 44.24       | 34.17  | 5.81   | 36.63  | 47.59  | 74.00  | -26.41 | HORIZONTAL peak |
| 3 | 4880.000 | 49.69       | 34.15  | 5.85   | 36.67  | 53.02  | 74.00  | -20.98 | HORIZONTAL peak |
| 4 | 6954.852 | 44.61       | 35.04  | 7.49   | 36.89  | 50.25  | 74.00  | -23.75 | HORIZONTAL peak |
| 5 | 7320.000 | 44.67       | 36.07  | 7.55   | 36.95  | 51.34  | 74.00  | -22.66 | HORIZONTAL peak |
| 6 | 8995.123 | 42.46       | 37.59  | 7.77   | 36.90  | 50.92  | 74.00  | -23.08 | HORIZONTAL peak |





Test Mode: 00; Polarity: Vertical; Modulation:GFSK; Channel:High



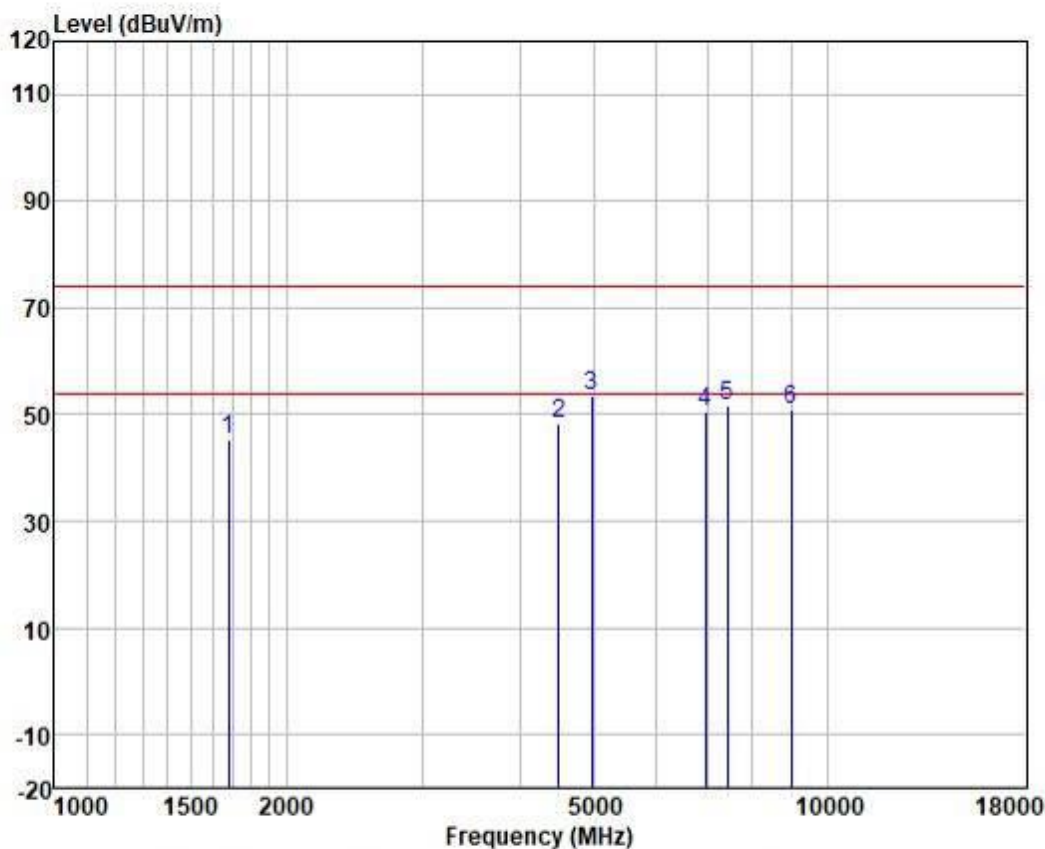
|   | Freq     | ReadAntenna | Cable  | Preamp |        | Limit  | Over   |           |               |
|---|----------|-------------|--------|--------|--------|--------|--------|-----------|---------------|
|   | MHz      | Level       | Factor | Loss   | Factor | Line   | Limit  | Pol/Phase | Remark        |
|   | MHz      | dBuV        | dB/m   | dB     | dB     | dBuV/m | dBuV/m | dB        |               |
| 1 | 1560.673 | 58.65       | 24.57  | 3.09   | 37.47  | 48.84  | 74.00  | -25.16    | VERTICAL peak |
| 2 | 4405.090 | 45.10       | 33.74  | 5.78   | 36.62  | 48.00  | 74.00  | -26.00    | VERTICAL peak |
| 3 | 4960.000 | 50.25       | 34.15  | 5.86   | 36.69  | 53.57  | 74.00  | -20.43    | VERTICAL peak |
| 4 | 6835.278 | 44.49       | 34.79  | 7.44   | 36.87  | 49.85  | 74.00  | -24.15    | VERTICAL peak |
| 5 | 7440.000 | 44.78       | 36.33  | 7.58   | 36.96  | 51.73  | 74.00  | -22.27    | VERTICAL peak |
| 6 | 9152.479 | 41.81       | 37.85  | 7.83   | 36.87  | 50.62  | 74.00  | -23.38    | VERTICAL peak |



Unless otherwise agreed in writing, this document is issued by the Company subject to its General Conditions of Service printed overleaf, available on request or accessible at <https://www.sgs.com/en/Terms-and-Conditions>. Attention is drawn to the limitation of liability, indemnification and jurisdiction issues defined therein. Any holder of this document is advised that information contained hereon reflects the Company's findings at the time of its intervention only and within the limits of Client's instructions, if any. The Company's sole responsibility is to its Client and this document does not exonerate parties to a transaction from exercising all their rights and obligations under the transaction documents. This document cannot be reproduced except in full, without prior written approval of the Company. Any unauthorized alteration, forgery or falsification of the content or appearance of this document is unlawful and offenders may be prosecuted to the fullest extent of the law. Unless otherwise stated the results shown in this test report refer only to the sample(s) tested and such sample(s) are retained for 30 days only.

Attention: To check the authenticity of testing /inspection report & certificate, please contact us at telephone: (86-755) 8307 1443, or email: [CN.Doccheck@sgs.com](mailto:CN.Doccheck@sgs.com)

Test Mode: 00; Polarity: Horizontal; Modulation:GFSK; Channel:High



|   | Freq     | ReadAntenna | Cable  | Preamp | Limit  | Over   |        |           |                 |
|---|----------|-------------|--------|--------|--------|--------|--------|-----------|-----------------|
|   | MHz      | Level       | Factor | Loss   | Factor | Line   | Limit  | Pol/Phase | Remark          |
|   | MHz      | dBuV        | dB/m   | dB     | dB     | dBuV/m | dBuV/m | dB        |                 |
| 1 | 1682.477 | 54.64       | 25.03  | 3.17   | 37.40  | 45.44  | 74.00  | -28.56    | HORIZONTAL peak |
| 2 | 4495.125 | 45.12       | 34.17  | 5.81   | 36.63  | 48.47  | 74.00  | -25.53    | HORIZONTAL peak |
| 3 | 4960.000 | 50.31       | 34.15  | 5.86   | 36.69  | 53.63  | 74.00  | -20.37    | HORIZONTAL peak |
| 4 | 6954.852 | 44.92       | 35.04  | 7.49   | 36.89  | 50.56  | 74.00  | -23.44    | HORIZONTAL peak |
| 5 | 7440.000 | 44.64       | 36.33  | 7.58   | 36.96  | 51.59  | 74.00  | -22.41    | HORIZONTAL peak |
| 6 | 8995.123 | 42.41       | 37.59  | 7.77   | 36.90  | 50.87  | 74.00  | -23.13    | HORIZONTAL peak |



## 7.5 Conducted Peak Output Power

Test Requirement 47 CFR Part 15, Subpart C 15.247(b)(3)

Test Method: ANSI C63.10 (2013) Section 11.9.1

Limit:

| Frequency range(MHz) | Output power of the intentional radiator(watt)         |
|----------------------|--|
| 902-928              | 1 for $\geq 50$ hopping channels                       |
|                      | 0.25 for $25 \leq$ hopping channels $< 50$             |
|                      | 1 for digital modulation                               |
| 2400-2483.5          | 1 for $\geq 75$ non-overlapping hopping channels       |
|                      | 0.125 for all other frequency hopping systems          |
|                      | 1 for digital modulation                               |
| 5725-5850            | 1 for frequency hopping systems and digital modulation |

### 7.5.1 E.U.T. Operation

Operating Environment:

Temperature: 22.9 °C

Humidity: 52.6 % RH

Atmospheric Pressure: 1004 mbar

### 7.5.2 Test Mode Description

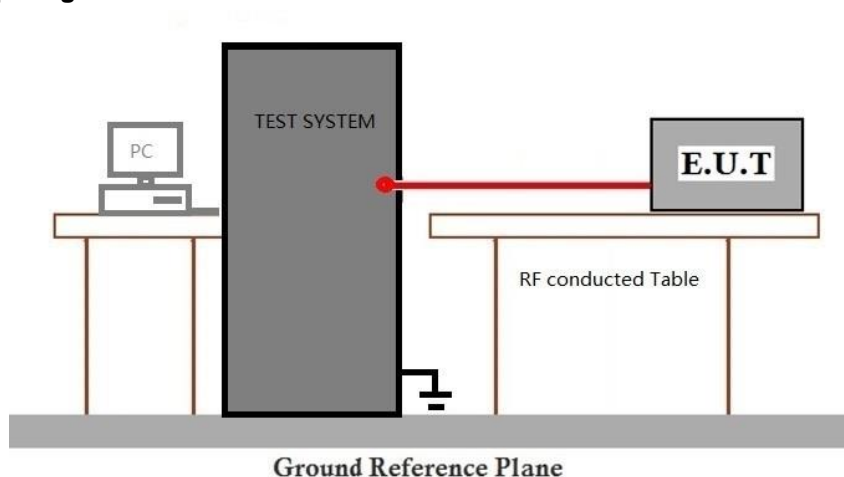
| Pre-scan / Mode | Description  |
|-----------------|--|
| Final test Code |  |
| Final test 00   | TX mode_Keep the EUT in continuously transmitting mode with GFSK modulation. |



Unless otherwise agreed in writing, this document is issued by the Company subject to its General Conditions of Service printed overleaf, available on request or accessible at <https://www.sgs.com/en/Terms-and-Conditions>. Attention is drawn to the limitation of liability, indemnification and jurisdiction issues defined therein. Any holder of this document is advised that information contained hereon reflects the Company's findings at the time of its intervention only and within the limits of Client's instructions, if any. The Company's sole responsibility is to its Client and this document does not exonerate parties to a transaction from exercising all their rights and obligations under the transaction documents. This document cannot be reproduced except in full, without prior written approval of the Company. Any unauthorized alteration, forgery or falsification of the content or appearance of this document is unlawful and offenders may be prosecuted to the fullest extent of the law. Unless otherwise stated the results shown in this test report refer only to the sample(s) tested and such sample(s) are retained for 30 days only.

Attention: To check the authenticity of testing /inspection report & certificate, please contact us at telephone: (86-755) 8307 1443, or email: [CN.Doccheck@sgs.com](mailto:CN.Doccheck@sgs.com)

### 7.5.3 Test Setup Diagram



### 7.5.4 Measurement Procedure and Data

Note: Since the verify power the same operating range bandwidth and smaller power can be covered by the higher power.

Please Refer to Appendix for Details



### 7.6 Minimum 6dB Bandwidth

|                  |                                      |
|------------------|--------------------------------------|
| Test Requirement | 47 CFR Part 15, Subpart C 15.247a(2) |
| Test Method:     | ANSI C63.10 (2013) Section 11.8.1    |
| Limit:           | ≥500 kHz                             |

#### 7.6.1 E.U.T. Operation

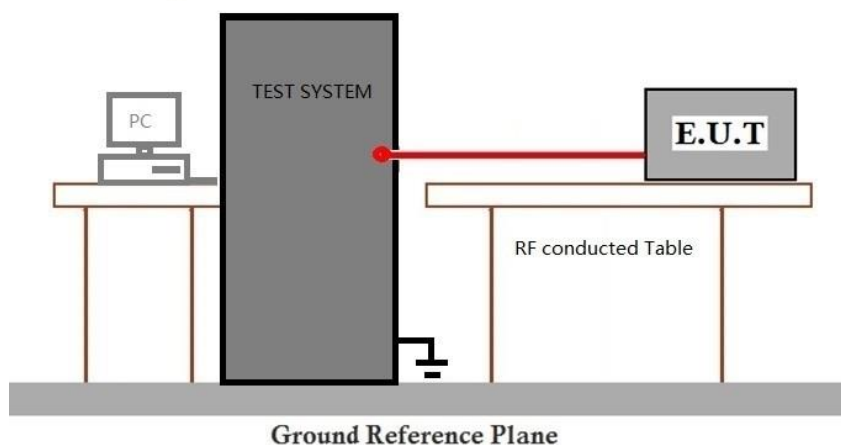
Operating Environment:

Temperature: 22.9 °C Humidity: 52.6 % RH Atmospheric Pressure: 1004 mbar

#### 7.6.2 Test Mode Description

| Pre-scan / Mode | Description  |
|-----------------|--|
| Final test Code |  |
| Final test 00   | TX mode_Keep the EUT in continuously transmitting mode with GFSK modulation. |

#### 7.6.3 Test Setup Diagram



#### 7.6.4 Measurement Procedure and Data

Please Refer to Appendix for Details

### 7.7 Power Spectrum Density

|                  |   |
|------------------|---|
| Test Requirement | 47 CFR Part 15, Subpart C 15.247(e)   |
| Test Method:     | ANSI C63.10 (2013) Section 11.10.2  |
| Limit:           | ≤8dBm in any 3 kHz band during any time interval of continuous transmission |

#### 7.7.1 E.U.T. Operation

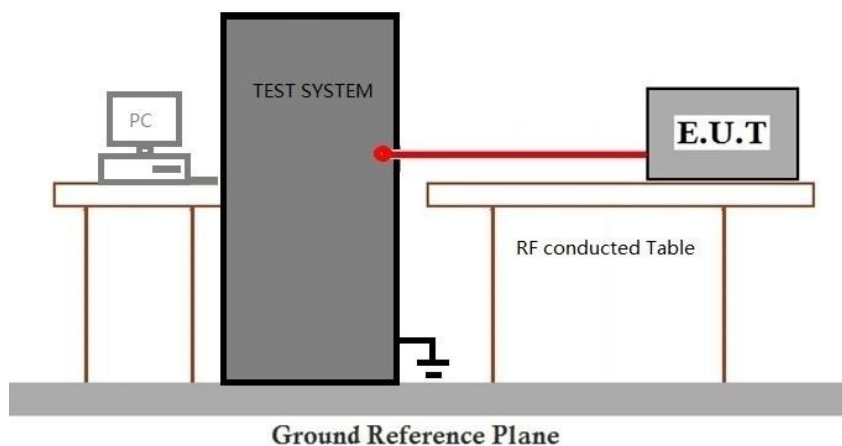
Operating Environment:

Temperature: 22.9 °C Humidity: 52.6 % RH Atmospheric Pressure: 1004 mbar

#### 7.7.2 Test Mode Description

| Pre-scan / Mode | Description  |
|-----------------|--|
| Final test Code |  |
| Final test 00   | TX mode_Keep the EUT in continuously transmitting mode with GFSK modulation. |

#### 7.7.3 Test Setup Diagram



#### 7.7.4 Measurement Procedure and Data

Please Refer to Appendix for Details

### 7.8 Conducted Band Edges Measurement

Test Requirement 47 CFR Part 15, Subpart C 15.247(d)

Test Method: ANSI C63.10 (2013) Section 11.13.3.2

Limit:

In any 100 kHz bandwidth outside the frequency band in which the spread spectrum or digitally modulated intentional radiator is operating, the radio frequency power that is produced by the intentional radiator shall be at least 20 dB below that in the 100 kHz bandwidth within the band that contains the highest level of the desired power, based on either an RF conducted or a radiated measurement, provided the transmitter demonstrates compliance with the peak conducted power limits. If the transmitter complies with the conducted power limits based on the use of RMS averaging over a time interval, as permitted under paragraph (b)(3) of this section, the attenuation required under this paragraph shall be 30 dB instead of 20 dB. Attenuation below the general limits specified in §15.209(a) is not required. In addition, radiated emissions which fall in the restricted bands, as defined in §15.205(a), must also comply with the radiated emission limits specified in §15.209(a) (see §15.205(c)).

#### 7.8.1 E.U.T. Operation

Operating Environment:

Temperature: 22.9 °C

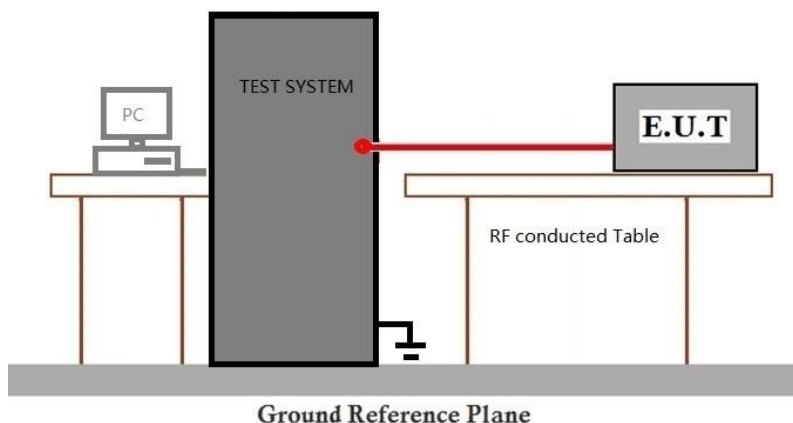
Humidity: 52.6 % RH

Atmospheric Pressure: 1004 mbar

#### 7.8.2 Test Mode Description

| Pre-scan / Mode | Description  |
|-----------------|--|
| Final test Code |  |
| Final test 00   | TX mode_Keep the EUT in continuously transmitting mode with GFSK modulation. |

#### 7.8.3 Test Setup Diagram



#### 7.8.4 Measurement Procedure and Data

Please Refer to Appendix for Details



Unless otherwise agreed in writing, this document is issued by the Company subject to its General Conditions of Service printed overleaf, available on request or accessible at <https://www.sgs.com/en/Terms-and-Conditions>. Attention is drawn to the limitation of liability, indemnification and jurisdiction issues defined therein. Any holder of this document is advised that information contained hereon reflects the Company's findings at the time of its intervention only and within the limits of Client's instructions, if any. The Company's sole responsibility is to its Client and this document does not exonerate parties to a transaction from exercising all their rights and obligations under the transaction documents. This document cannot be reproduced except in full, without prior written approval of the Company. Any unauthorized alteration, forgery or falsification of the content or appearance of this document is unlawful and offenders may be prosecuted to the fullest extent of the law. Unless otherwise stated the results shown in this test report refer only to the sample(s) tested and such sample(s) are retained for 30 days only.

Attention: To check the authenticity of testing / inspection report & certificate, please contact us at telephone: (86-755) 8307 1443, or email: [CN.Doccheck@sgs.com](mailto:CN.Doccheck@sgs.com)

SGS-CSTC Standards Technical Services Co., Ltd.  
Guangzhou Branch, EMC Laboratory

No.198, Kezhu Road, Science City, Economic & Technological Development Area, Guangzhou, Guangdong, China 510663  
中国·广东·广州高新技术产业开发区科学城科珠路198号 邮编: 510663

t (86-20) 82155555 www.sgsgroup.com.cn  
t (86-20) 82155555 sgs.china@sgs.com

### 7.9 Conducted Spurious Emissions

Test Requirement 47 CFR Part 15, Subpart C 15.247(d)

Test Method: ANSI C63.10 (2013) Section 11.11

Limit:

In any 100 kHz bandwidth outside the frequency band in which the spread spectrum or digitally modulated intentional radiator is operating, the radio frequency power that is produced by the intentional radiator shall be at least 20 dB below that in the 100 kHz bandwidth within the band that contains the highest level of the desired power, based on either an RF conducted or a radiated measurement, provided the transmitter demonstrates compliance with the peak conducted power limits. If the transmitter complies with the conducted power limits based on the use of RMS averaging over a time interval, as permitted under paragraph (b)(3) of this section, the attenuation required under this paragraph shall be 30 dB instead of 20 dB. Attenuation below the general limits specified in §15.209(a) is not required. In addition, radiated emissions which fall in the restricted bands, as defined in §15.205(a), must also comply with the radiated emission limits specified in §15.209(a) (see §15.205(c)).

#### 7.9.1 E.U.T. Operation

Operating Environment:

Temperature: 22.9 °C

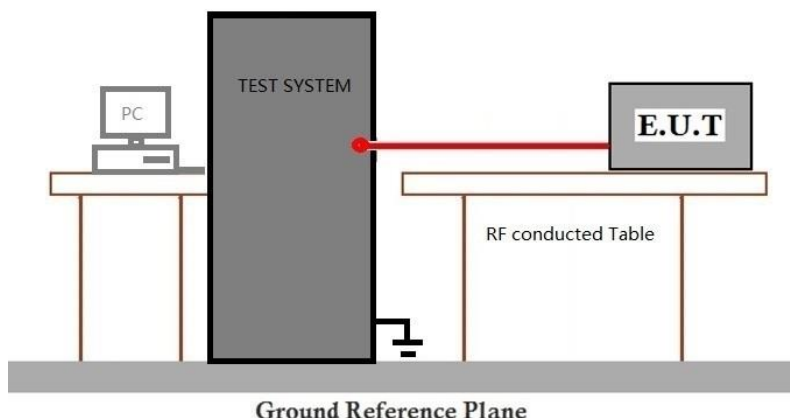
Humidity: 52.6 % RH

Atmospheric Pressure: 1004 mbar

#### 7.9.2 Test Mode Description

| Pre-scan / Mode | Description  |
|-----------------|--|
| Final test Code |  |
| Final test 00   | TX mode_Keep the EUT in continuously transmitting mode with GFSK modulation. |

#### 7.9.3 Test Setup Diagram



#### 7.9.4 Measurement Procedure and Data

Please Refer to Appendix for Details



Unless otherwise agreed in writing, this document is issued by the Company subject to its General Conditions of Service printed overleaf, available on request or accessible at <https://www.sgs.com/en/Terms-and-Conditions>. Attention is drawn to the limitation of liability, indemnification and jurisdiction issues defined therein. Any holder of this document is advised that information contained hereon reflects the Company's findings at the time of its intervention only and within the limits of Client's instructions, if any. The Company's sole responsibility is to its Client and this document does not exonerate parties to a transaction from exercising all their rights and obligations under the transaction documents. This document cannot be reproduced except in full, without prior written approval of the Company. Any unauthorized alteration, forgery or falsification of the content or appearance of this document is unlawful and offenders may be prosecuted to the fullest extent of the law. Unless otherwise stated the results shown in this test report refer only to the sample(s) tested and such sample(s) are retained for 30 days only.

Attention: To check the authenticity of testing / inspection report & certificate, please contact us at telephone: (86-755) 8307 1443, or email: [CN.Doccheck@sgs.com](mailto:CN.Doccheck@sgs.com)

SGS-CSTC Standards Technical Services Co., Ltd.  
Guangzhou Branch, Testing Center, EEC Laboratory.

No.198, Kezhu Road, Science City, Economic & Technological Development Area, Guangzhou, Guangdong, China 510663  
中国·广东·广州高新技术产业开发区科学城科珠路198号 邮编: 510663

t (86-20) 82155555 www.sgsgroup.com.cn  
t (86-20) 82155555 sgs.china@sgs.com



## 8 Test Setup Photo

Refer to Setup Photos for GZCR240800089301



Unless otherwise agreed in writing, this document is issued by the Company subject to its General Conditions of Service printed overleaf, available on request or accessible at <https://www.sgs.com/en/Terms-and-Conditions>. Attention is drawn to the limitation of liability, indemnification and jurisdiction issues defined therein. Any holder of this document is advised that information contained hereon reflects the Company's findings at the time of its intervention only and within the limits of Client's instructions, if any. The Company's sole responsibility is to its Client and this document does not exonerate parties to a transaction from exercising all their rights and obligations under the transaction documents. This document cannot be reproduced except in full, without prior written approval of the Company. Any unauthorized alteration, forgery or falsification of the content or appearance of this document is unlawful and offenders may be prosecuted to the fullest extent of the law. Unless otherwise stated the results shown in this test report refer only to the sample(s) tested and such sample(s) are retained for 30 days only.

Attention: To check the authenticity of testing / inspection report & certificate, please contact us at telephone: (86-755) 8307 1443, or email: [CN.Doccheck@sgs.com](mailto:CN.Doccheck@sgs.com)

## 9 EUT Constructional Details (EUT Photos)

Refer to External and Internal Photos for GZCR2408000893LM



Unless otherwise agreed in writing, this document is issued by the Company subject to its General Conditions of Service printed overleaf, available on request or accessible at <https://www.sgs.com/en/Terms-and-Conditions>. Attention is drawn to the limitation of liability, indemnification and jurisdiction issues defined therein. Any holder of this document is advised that information contained hereon reflects the Company's findings at the time of its intervention only and within the limits of Client's instructions, if any. The Company's sole responsibility is to its Client and this document does not exonerate parties to a transaction from exercising all their rights and obligations under the transaction documents. This document cannot be reproduced except in full, without prior written approval of the Company. Any unauthorized alteration, forgery or falsification of the content or appearance of this document is unlawful and offenders may be prosecuted to the fullest extent of the law. Unless otherwise stated the results shown in this test report refer only to the sample(s) tested and such sample(s) are retained for 30 days only.

Attention: To check the authenticity of testing / inspection report & certificate, please contact us at telephone: (86-755) 8307 1443, or email: [CN.Doccheck@sgs.com](mailto:CN.Doccheck@sgs.com)

SGS-CSTC Standards Technical Services Co., Ltd.  
Guangzhou Branch, Testing Center, EMC Laboratory.

No.198, Kezhu Road, Science City, Economic & Technological Development Area, Guangzhou, Guangdong, China 510663  
中国·广东·广州高新技术产业开发区科学城科珠路198号 邮编: 510663

t (86-20) 82155555 www.sgsgroup.com.cn  
t (86-20) 82155555 sgs.china@sgs.com

## 10 Appendix

### 1. Duty Cycle

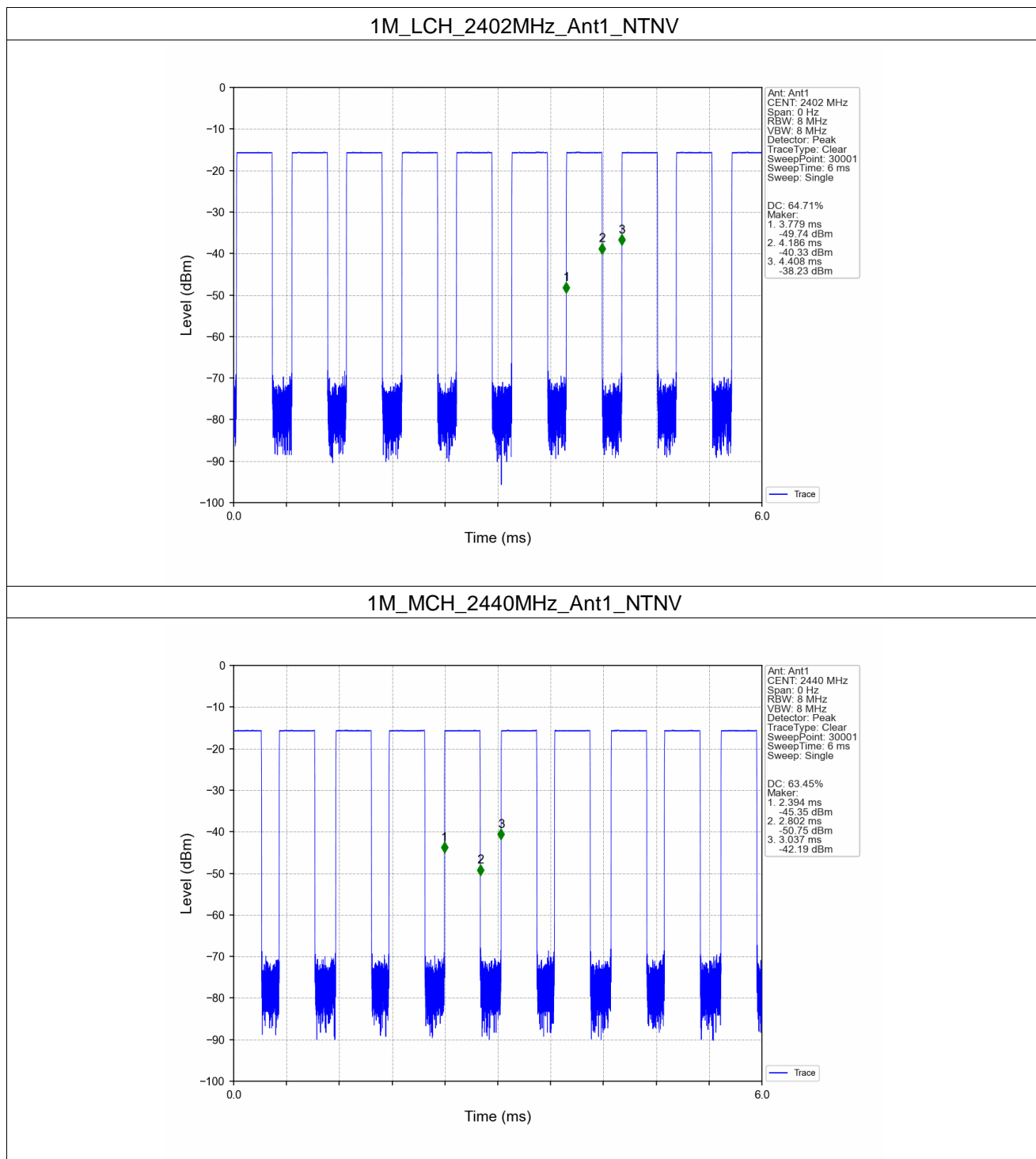
#### 1.1 Test Result

##### 1.1.1 Ant1

| Ant1 |         |                 |           |             |                |                                   |                       |
|------|---------|-----------------|-----------|-------------|----------------|-----------------------------------|-----------------------|
| Mode | TX Type | Frequency (MHz) | T_on (ms) | Period (ms) | Duty Cycle (%) | Duty Cycle Correction Factor (dB) | Max. DC Variation (%) |
| 1M   | SISO    | 2402            | 0.407     | 0.629       | 64.71          | 1.89                              | 1.11                  |
|      |         | 2440            | 0.408     | 0.643       | 63.45          | 1.98                              | 3.93                  |
|      |         | 2480            | 0.407     | 0.629       | 64.71          | 1.89                              | 1.10                  |
| 2M   | SISO    | 2402            | 0.207     | 0.630       | 32.86          | 4.83                              | 0.58                  |
|      |         | 2440            | 0.207     | 0.629       | 32.91          | 4.83                              | 0.56                  |
|      |         | 2480            | 0.208     | 0.630       | 33.02          | 4.81                              | 0.56                  |

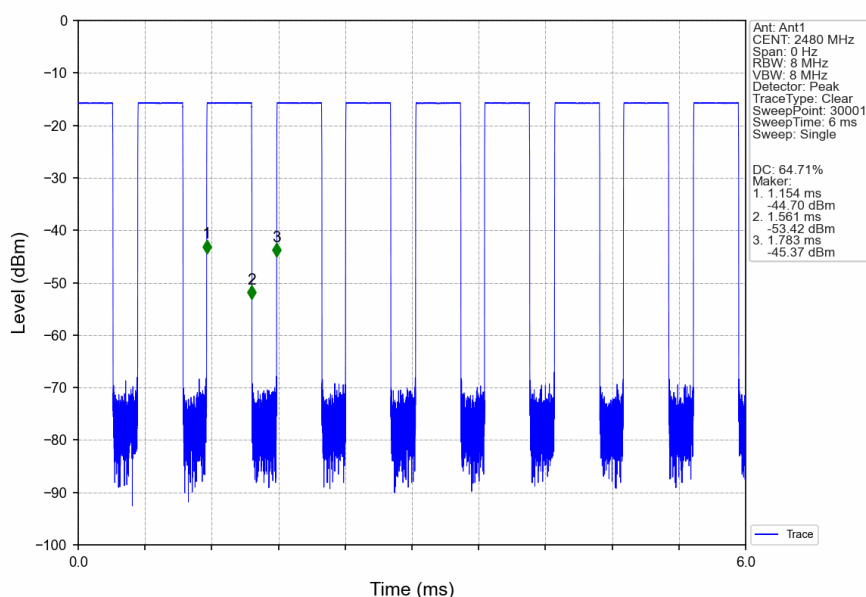
### 1.2 Test Graph

#### 1.2.1 Ant1

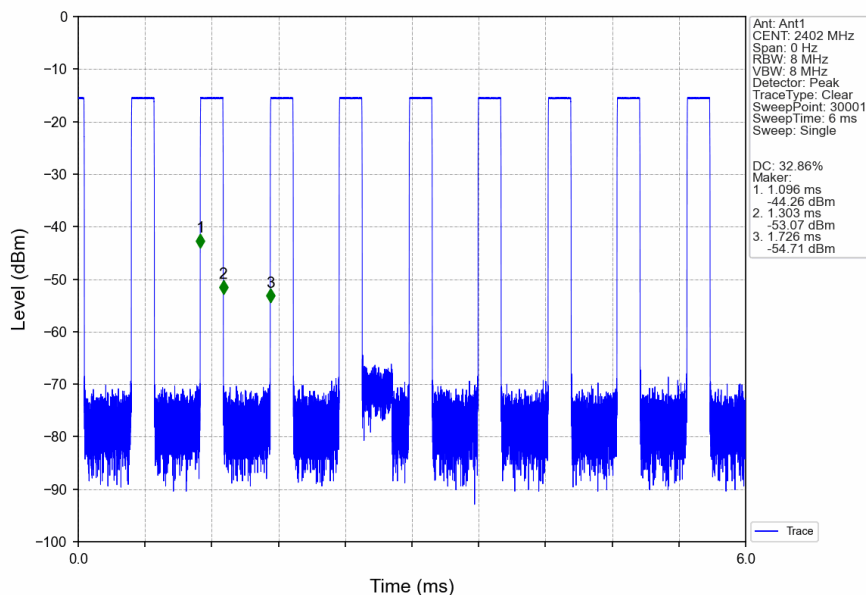




### 1M\_HCH\_2480MHz\_Ant1\_NTNV



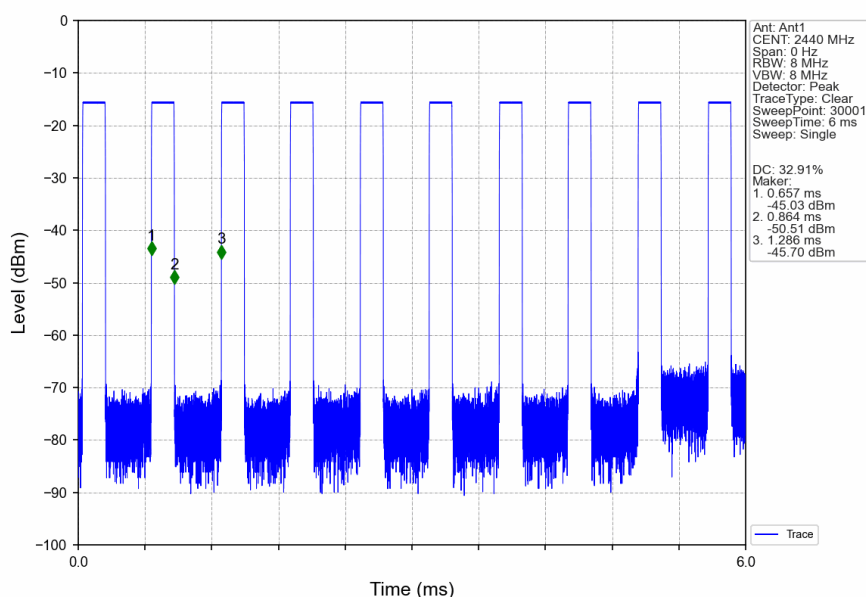
### 2M\_LCH\_2402MHz\_Ant1\_NTNV



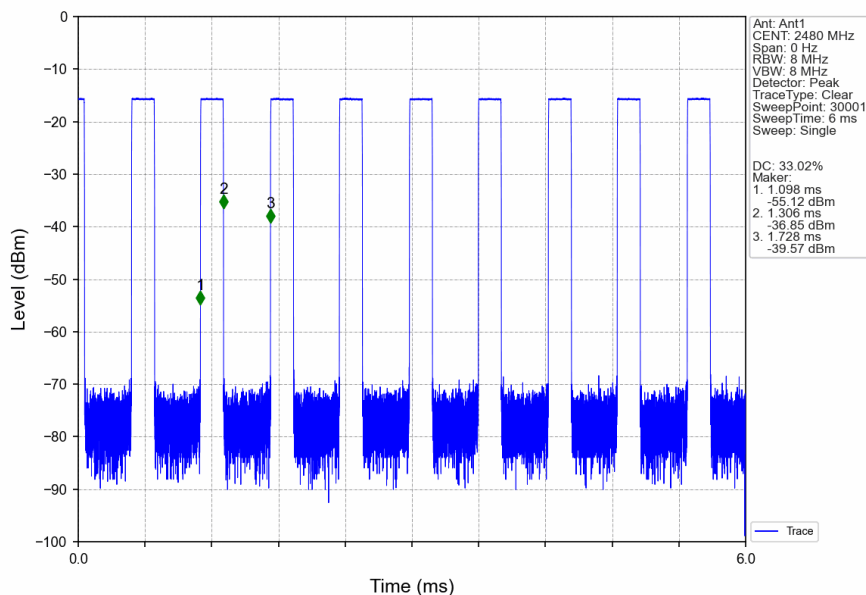
Unless otherwise agreed in writing, this document is issued by the Company subject to its General Conditions of Service printed overleaf, available on request or accessible at <https://www.sgs.com/en/Terms-and-Conditions>. Attention is drawn to the limitation of liability, indemnification and jurisdiction issues defined therein. Any holder of this document is advised that information contained hereon reflects the Company's findings at the time of its intervention only and within the limits of Client's instructions, if any. The Company's sole responsibility is to its Client and this document does not exonerate parties to a transaction from exercising all their rights and obligations under the transaction documents. This document cannot be reproduced except in full, without prior written approval of the Company. Any unauthorized alteration, forgery or falsification of the content or appearance of this document is unlawful and offenders may be prosecuted to the fullest extent of the law. Unless otherwise stated the results shown in this test report refer only to the sample(s) tested and such sample(s) are retained for 30 days only.

Attention: To check the authenticity of testing / inspection report & certificate, please contact us at telephone: (86-755) 8307 1443, or email: [CN.Doccheck@sgs.com](mailto:CN.Doccheck@sgs.com)

### 2M\_MCH\_2440MHz\_Ant1\_NTNV



### 2M\_HCH\_2480MHz\_Ant1\_NTNV



## 2. Bandwidth

### 2.1 Test Result

#### 2.1.1 6dB BW

| Mode | TX Type | Frequency (MHz) | ANT | 6dB Bandwidth (MHz) |            | Verdict |
|------|---------|-----------------|-----|---------------------|------------|---------|
|      |         |                 |     | Result              | Limit      |         |
| 1M   | SISO    | 2402            | 1   | 0.675               | $\geq 0.5$ | Pass    |
|      |         | 2440            | 1   | 0.678               | $\geq 0.5$ | Pass    |
|      |         | 2480            | 1   | 0.681               | $\geq 0.5$ | Pass    |
| 2M   | SISO    | 2402            | 1   | 1.182               | $\geq 0.5$ | Pass    |
|      |         | 2440            | 1   | 1.197               | $\geq 0.5$ | Pass    |
|      |         | 2480            | 1   | 1.201               | $\geq 0.5$ | Pass    |



Unless otherwise agreed in writing, this document is issued by the Company subject to its General Conditions of Service printed overleaf, available on request or accessible at <https://www.sgs.com/en/Terms-and-Conditions>. Attention is drawn to the limitation of liability, indemnification and jurisdiction issues defined therein. Any holder of this document is advised that information contained hereon reflects the Company's findings at the time of its intervention only and within the limits of Client's instructions, if any. The Company's sole responsibility is to its Client and this document does not exonerate parties to a transaction from exercising all their rights and obligations under the transaction documents. This document cannot be reproduced except in full, without prior written approval of the Company. Any unauthorized alteration, forgery or falsification of the content or appearance of this document is unlawful and offenders may be prosecuted to the fullest extent of the law. Unless otherwise stated the results shown in this test report refer only to the sample(s) tested and such sample(s) are retained for 30 days only.

Attention: To check the authenticity of testing /inspection report & certificate, please contact us at telephone: (86-755) 8307 1443, or email: [CN.Doccheck@sgs.com](mailto:CN.Doccheck@sgs.com)

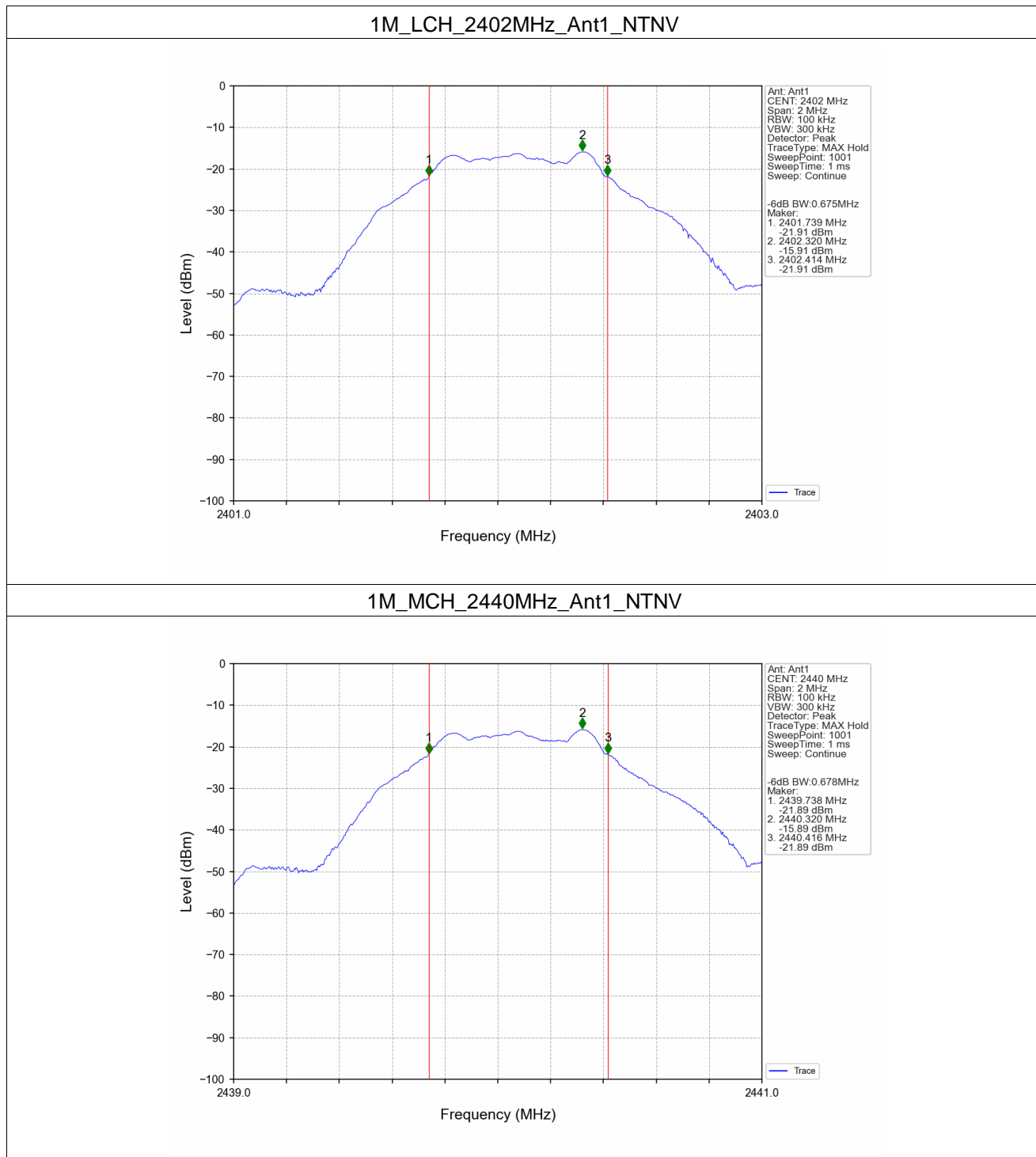
SGS-CSTC Standards Technical Services Co., Ltd.  
Guangzhou Branch, Testing Service, EMC Laboratory.

No.198, Kezhu Road, Science City, Economic & Technological Development Area, Guangzhou, Guangdong, China 510663  
中国·广东·广州高新技术产业开发区科学城科珠路198号 邮编: 510663

t (86-20) 82155555 www.sgsgroup.com.cn  
t (86-20) 82155555 sgs.china@sgs.com

## 2.2 Test Graph

### 2.2.1 6dB BW



Unless otherwise agreed in writing, this document is issued by the Company subject to its General Conditions of Service printed overleaf, available on request or accessible at <https://www.sgs.com/en/Terms-and-Conditions>. Attention is drawn to the limitation of liability, indemnification and jurisdiction issues defined therein. Any holder of this document is advised that information contained hereon reflects the Company's findings at the time of its intervention only and within the limits of Client's instructions, if any. The Company's sole responsibility is to its Client and this document does not exonerate parties to a transaction from exercising all their rights and obligations under the transaction documents. This document cannot be reproduced except in full, without prior written approval of the Company. Any unauthorized alteration, forgery or falsification of the content or appearance of this document is unlawful and offenders may be prosecuted to the fullest extent of the law. Unless otherwise stated the results shown in this test report refer only to the sample(s) tested and such sample(s) are retained for 30 days only.

Attention: To check the authenticity of testing / inspection report & certificate, please contact us at telephone: (86-755) 8307 1443, or email: [CN.Doccheck@sgs.com](mailto:CN.Doccheck@sgs.com)

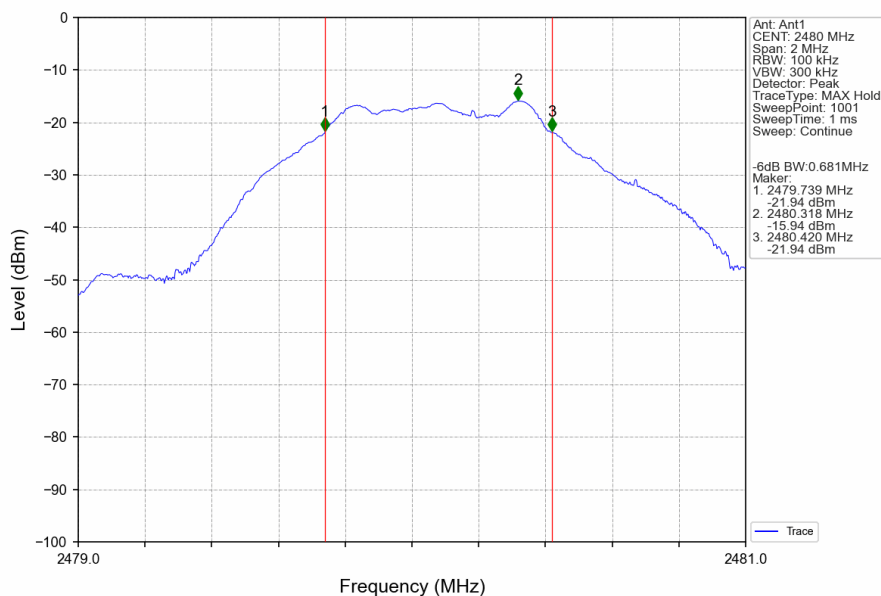
SGS-CSTC Standards Technical Services Co., Ltd.  
Guangzhou Branch, Testing Center, EEC Laboratory.

No.198, Kezhu Road, Science City, Economic & Technological Development Area, Guangzhou, Guangdong, China 510663  
中国·广东·广州高新技术产业开发区科学城科珠路198号 邮编: 510663

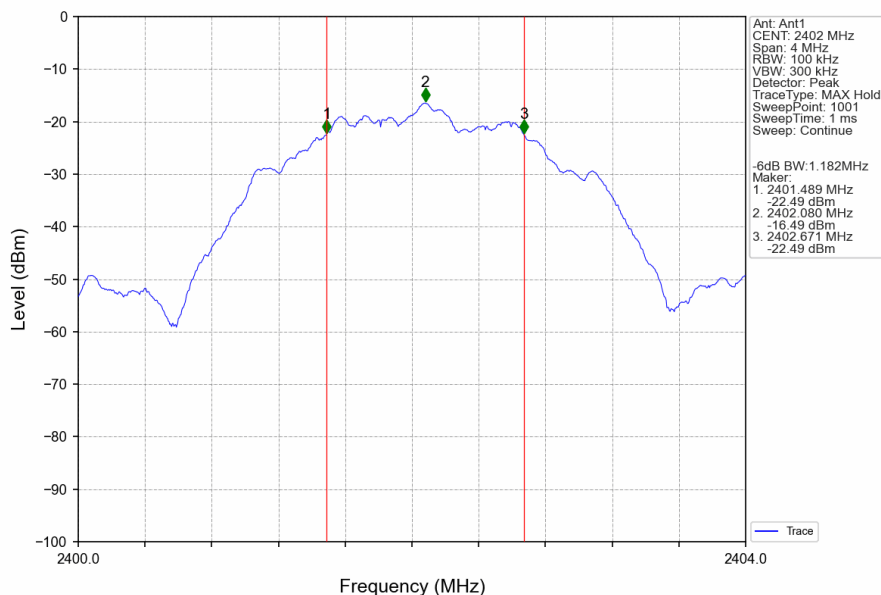
t (86-20) 82155555 www.sgsgroup.com.cn  
t (86-20) 82155555 sgs.china@sgs.com



1M\_HCH\_2480MHz\_Ant1\_NTNV



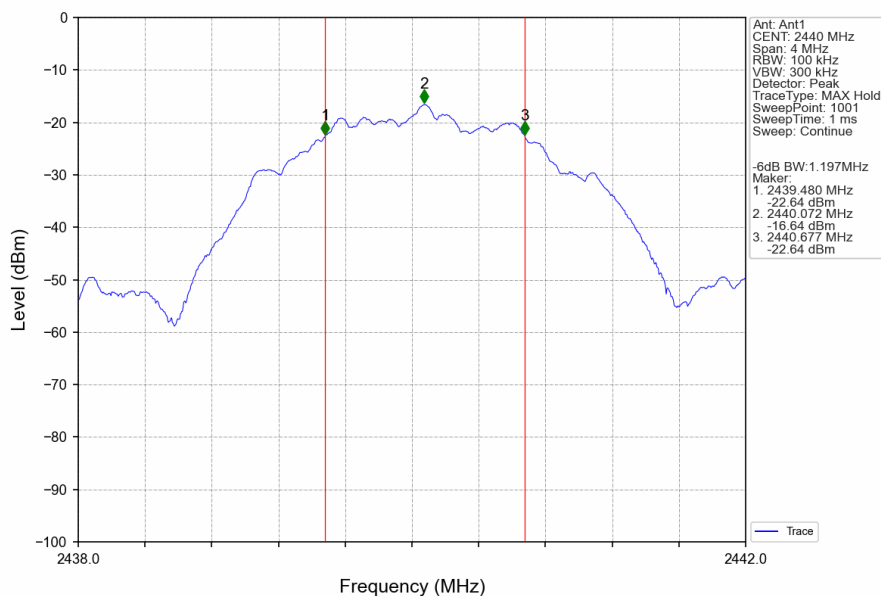
2M\_LCH\_2402MHz\_Ant1\_NTNV



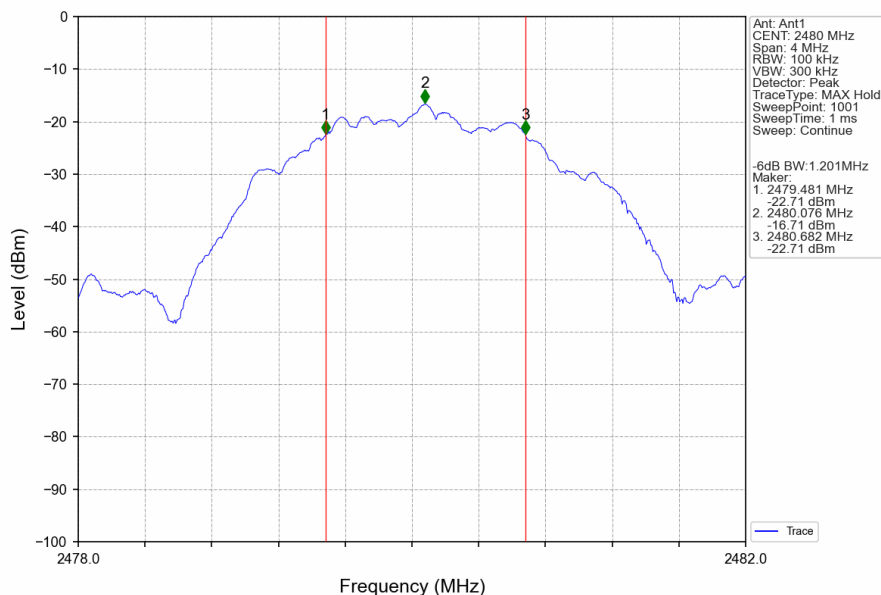
Unless otherwise agreed in writing, this document is issued by the Company subject to its General Conditions of Service printed overleaf, available on request or accessible at <https://www.sgs.com/en/Terms-and-Conditions>. Attention is drawn to the limitation of liability, indemnification and jurisdiction issues defined therein. Any holder of this document is advised that information contained hereon reflects the Company's findings at the time of its intervention only and within the limits of Client's instructions, if any. The Company's sole responsibility is to its Client and this document does not exonerate parties to a transaction from exercising all their rights and obligations under the transaction documents. This document cannot be reproduced except in full, without prior written approval of the Company. Any unauthorized alteration, forgery or falsification of the content or appearance of this document is unlawful and offenders may be prosecuted to the fullest extent of the law. Unless otherwise stated the results shown in this test report refer only to the sample(s) tested and such sample(s) are retained for 30 days only.

Attention: To check the authenticity of testing /inspection report & certificate, please contact us at telephone: (86-755) 8307 1443, or email: [CN.Doccheck@sgs.com](mailto:CN.Doccheck@sgs.com)

2M\_MCH\_2440MHz\_Ant1\_NTNV



2M\_HCH\_2480MHz\_Ant1\_NTNV



Unless otherwise agreed in writing, this document is issued by the Company subject to its General Conditions of Service printed overleaf, available on request or accessible at <https://www.sgs.com/en/Terms-and-Conditions>. Attention is drawn to the limitation of liability, indemnification and jurisdiction issues defined therein. Any holder of this document is advised that information contained hereon reflects the Company's findings at the time of its intervention only and within the limits of Client's instructions, if any. The Company's sole responsibility is to its Client and this document does not exonerate parties to a transaction from exercising all their rights and obligations under the transaction documents. This document cannot be reproduced except in full, without prior written approval of the Company. Any unauthorized alteration, forgery or falsification of the content or appearance of this document is unlawful and offenders may be prosecuted to the fullest extent of the law. Unless otherwise stated the results shown in this test report refer only to the sample(s) tested and such sample(s) are retained for 30 days only.

Attention: To check the authenticity of testing / inspection report & certificate, please contact us at telephone: (86-755) 8307 1443, or email: [CN.Doccheck@sgs.com](mailto:CN.Doccheck@sgs.com)

### 3. Maximum Conducted Output Power

#### 3.1 Test Result

##### 3.1.1 Power

| Mode | TX Type | Frequency (MHz) | Maximum Peak Conducted Output Power (dBm) |       | Verdict |
|------|---------|-----------------|---|-------|---------|
|      |         |                 | ANT1                                      | Limit |         |
| 1M   | SISO    | 2402            | -15.65                                    | <=30  | Pass    |
|      |         | 2440            | -15.63                                    | <=30  | Pass    |
|      |         | 2480            | -15.69                                    | <=30  | Pass    |
| 2M   | SISO    | 2402            | -15.47                                    | <=30  | Pass    |
|      |         | 2440            | -15.60                                    | <=30  | Pass    |
|      |         | 2480            | -15.63                                    | <=30  | Pass    |

Note1: Antenna Gain: Ant1: -1.17dBi;

## 4. Maximum Power Spectral Density

### 4.1 Test Result

#### 4.1.1 PSD

| Mode | TX Type | Frequency (MHz) | Maximum PSD (dBm/3kHz) |       | Verdict |
|------|---------|-----------------|------------------------|-------|---------|
|      |         |                 | ANT1                   | Limit |         |
| 1M   | SISO    | 2402            | -30.37                 | <=8   | Pass    |
|      |         | 2440            | -30.13                 | <=8   | Pass    |
|      |         | 2480            | -30.09                 | <=8   | Pass    |
| 2M   | SISO    | 2402            | -32.69                 | <=8   | Pass    |
|      |         | 2440            | -32.87                 | <=8   | Pass    |
|      |         | 2480            | -32.61                 | <=8   | Pass    |

Note1: Antenna Gain: Ant1: -1.17dBi;



Unless otherwise agreed in writing, this document is issued by the Company subject to its General Conditions of Service printed overleaf, available on request or accessible at <https://www.sgs.com/en/Terms-and-Conditions>. Attention is drawn to the limitation of liability, indemnification and jurisdiction issues defined therein. Any holder of this document is advised that information contained hereon reflects the Company's findings at the time of its intervention only and within the limits of Client's instructions, if any. The Company's sole responsibility is to its Client and this document does not exonerate parties to a transaction from exercising all their rights and obligations under the transaction documents. This document cannot be reproduced except in full, without prior written approval of the Company. Any unauthorized alteration, forgery or falsification of the content or appearance of this document is unlawful and offenders may be prosecuted to the fullest extent of the law. Unless otherwise stated the results shown in this test report refer only to the sample(s) tested and such sample(s) are retained for 30 days only.

Attention: To check the authenticity of testing /inspection report & certificate, please contact us at telephone: (86-755) 8307 1443, or email: [CN.Doccheck@sgs.com](mailto:CN.Doccheck@sgs.com)

SGS-CSTC Standards Technical Services Co., Ltd.  
Guangzhou Branch, Testing Center, EEC Laboratory.

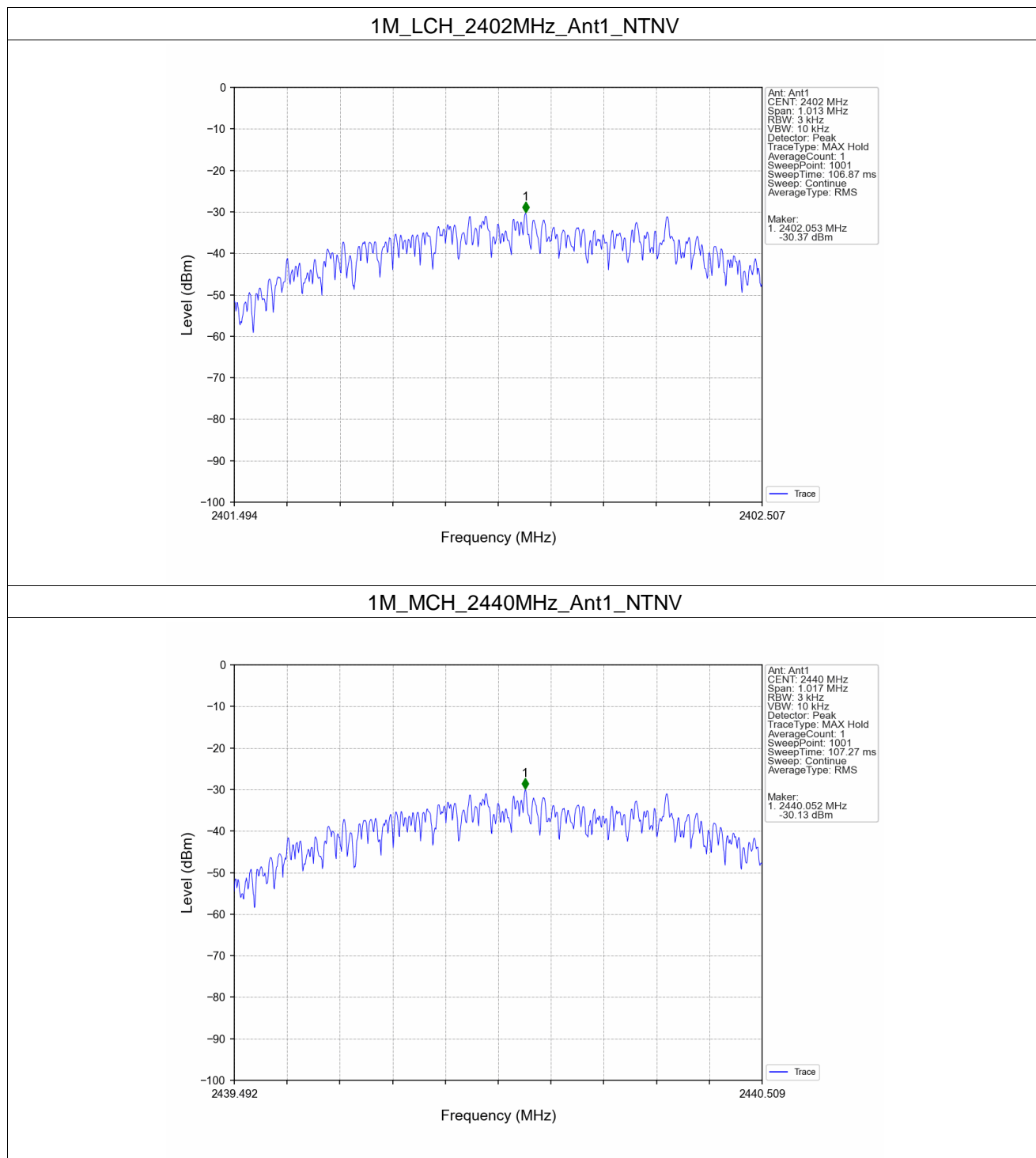
No.198, Kezhu Road, Science City, Economic & Technological Development Area, Guangzhou, Guangdong, China 510663  
中国·广东·广州高新技术产业开发区科学城科珠路198号 邮编: 510663

t (86-20) 82155555 www.sgsgroup.com.cn  
t (86-20) 82155555 sgs.china@sgs.com



### 4.2 Test Graph

#### 4.2.1 PSD



Unless otherwise agreed in writing, this document is issued by the Company subject to its General Conditions of Service printed overleaf, available on request or accessible at <https://www.sgs.com/en/Terms-and-Conditions>. Attention is drawn to the limitation of liability, indemnification and jurisdiction issues defined therein. Any holder of this document is advised that information contained hereon reflects the Company's findings at the time of its intervention only and within the limits of Client's instructions, if any. The Company's sole responsibility is to its Client and this document does not exonerate parties to a transaction from exercising all their rights and obligations under the transaction documents. This document cannot be reproduced except in full, without prior written approval of the Company. Any unauthorized alteration, forgery or falsification of the content or appearance of this document is unlawful and offenders may be prosecuted to the fullest extent of the law. Unless otherwise stated the results shown in this test report refer only to the sample(s) tested and such sample(s) are retained for 30 days only.

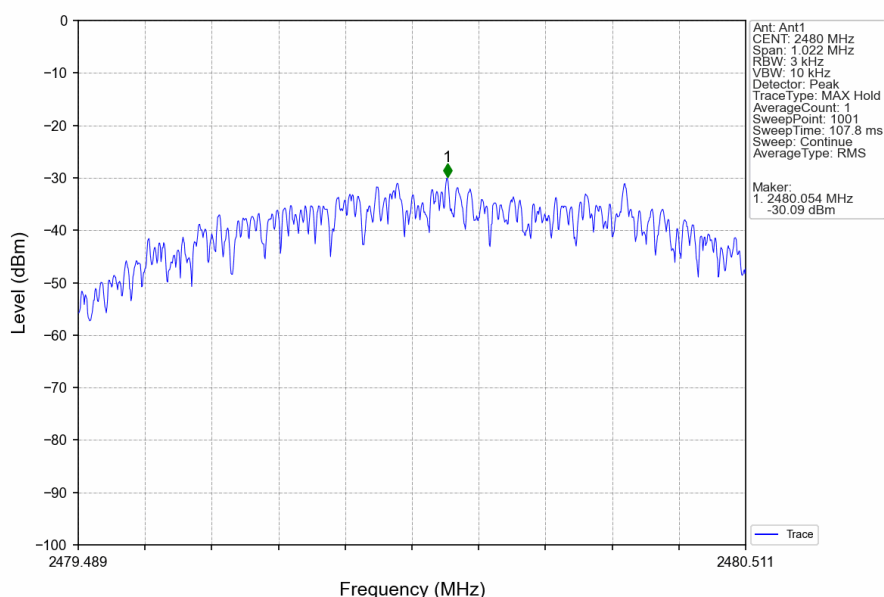
Attention: To check the authenticity of testing / inspection report & certificate, please contact us at telephone: (86-755) 8307 1443, or email: [CN.Doccheck@sgs.com](mailto:CN.Doccheck@sgs.com)

SGS-CSTC Standards Technical Services Co., Ltd.  
Guangzhou Branch, Testing Center, EEC Laboratory.

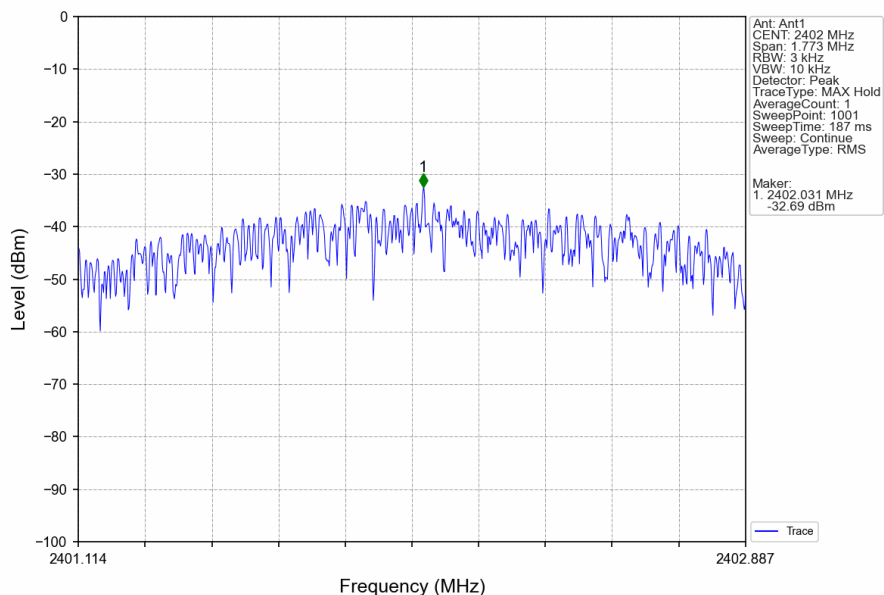
No.198, Kezhu Road, Science City, Economic & Technological Development Area, Guangzhou, Guangdong, China 510663  
中国 · 广东 · 广州高新技术产业开发区科学城科珠路198号 邮编: 510663

t (86-20) 82155555 www.sgsgroup.com.cn  
t (86-20) 82155555 sgs.china@sgs.com

1M\_HCH\_2480MHz\_Ant1\_NTNV



2M\_LCH\_2402MHz\_Ant1\_NTNV



Unless otherwise agreed in writing, this document is issued by the Company subject to its General Conditions of Service printed overleaf, available on request or accessible at <https://www.sgs.com/en/Terms-and-Conditions>. Attention is drawn to the limitation of liability, indemnification and jurisdiction issues defined therein. Any holder of this document is advised that information contained hereon reflects the Company's findings at the time of its intervention only and within the limits of Client's instructions, if any. The Company's sole responsibility is to its Client and this document does not exonerate parties to a transaction from exercising all their rights and obligations under the transaction documents. This document cannot be reproduced except in full, without prior written approval of the Company. Any unauthorized alteration, forgery or falsification of the content or appearance of this document is unlawful and offenders may be prosecuted to the fullest extent of the law. Unless otherwise stated the results shown in this test report refer only to the sample(s) tested and such sample(s) are retained for 30 days only.

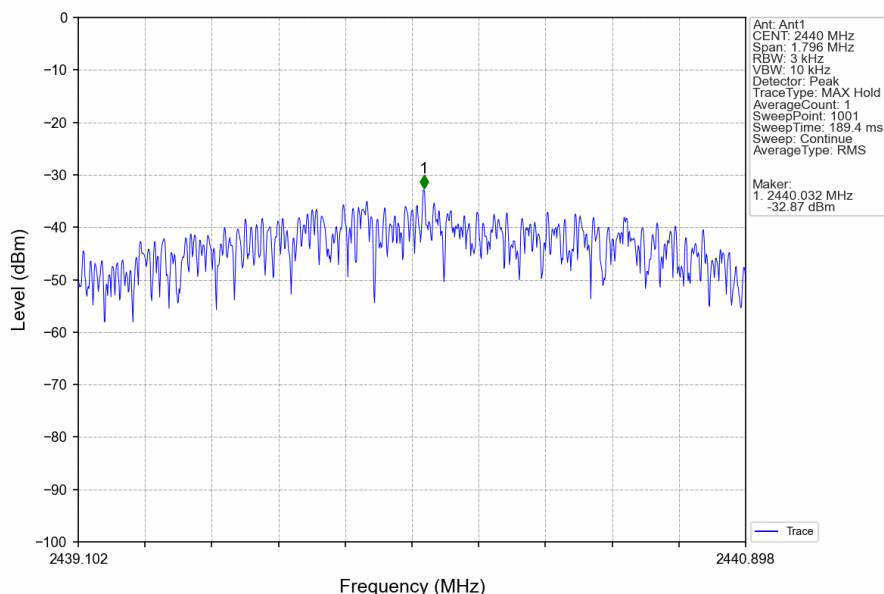
Attention: To check the authenticity of testing / inspection report & certificate, please contact us at telephone: (86-755) 8307 1443, or email: [CN.Doccheck@sgs.com](mailto:CN.Doccheck@sgs.com)

SGS-CSTC Standards Technical Services Co., Ltd.  
Guangzhou Branch, Testing Center, EEC Laboratory.

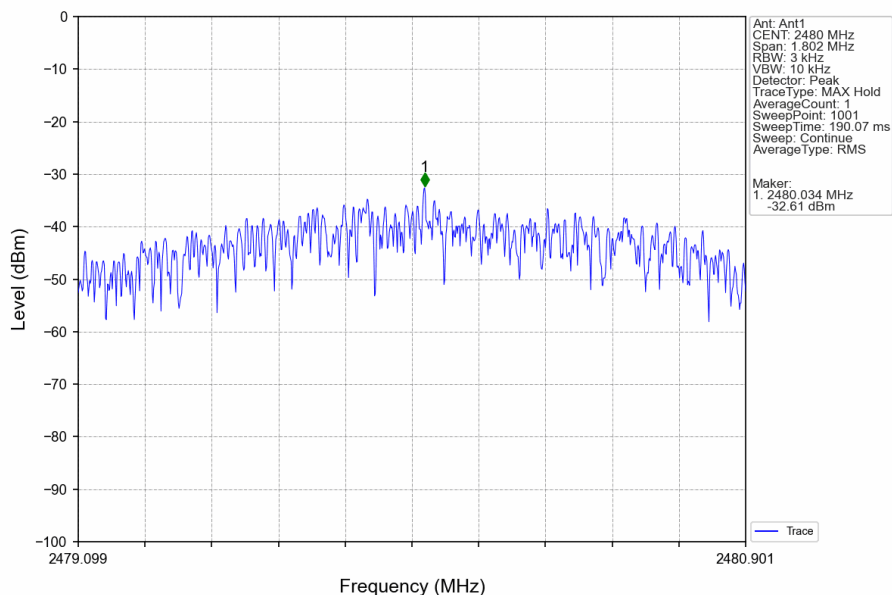
No.198, Kezhu Road, Science City, Economic & Technological Development Area, Guangzhou, Guangdong, China 510663  
中国·广东·广州高新技术产业开发区科学城科珠路198号 邮编: 510663

t (86-20) 82155555 www.sgsgroup.com.cn  
t (86-20) 82155555 sgs.china@sgs.com

### 2M\_MCH\_2440MHz\_Ant1\_NTNV



### 2M\_HCH\_2480MHz\_Ant1\_NTNV



Unless otherwise agreed in writing, this document is issued by the Company subject to its General Conditions of Service printed overleaf, available on request or accessible at <https://www.sgs.com/en/Terms-and-Conditions>. Attention is drawn to the limitation of liability, indemnification and jurisdiction issues defined therein. Any holder of this document is advised that information contained hereon reflects the Company's findings at the time of its intervention only and within the limits of Client's instructions, if any. The Company's sole responsibility is to its Client and this document does not exonerate parties to a transaction from exercising all their rights and obligations under the transaction documents. This document cannot be reproduced except in full, without prior written approval of the Company. Any unauthorized alteration, forgery or falsification of the content or appearance of this document is unlawful and offenders may be prosecuted to the fullest extent of the law. Unless otherwise stated the results shown in this test report refer only to the sample(s) tested and such sample(s) are retained for 30 days only.

Attention: To check the authenticity of testing / inspection report & certificate, please contact us at telephone: (86-755) 8307 1443, or email: [CN.Doccheck@sgs.com](mailto:CN.Doccheck@sgs.com)

## 5. Unwanted Emissions In Non-restricted Frequency Bands

### 5.1 Test Result

#### 5.1.1 Ref

| Mode | TX Type | Frequency (MHz) | ANT | Level of Reference (dBm) |
|------|---------|-----------------|-----|--------------------------|
| 1M   | SISO    | 2402            | 1   | -15.93                   |
|      |         | 2440            | 1   | -15.90                   |
|      |         | 2480            | 1   | -15.96                   |
| 2M   | SISO    | 2402            | 1   | -16.47                   |
|      |         | 2440            | 1   | -16.58                   |
|      |         | 2480            | 1   | -16.67                   |

Note1: Refer to FCC Part 15.247 (d) and ANSI C63.10-2013, the channel contains the maximum PSD level was used to establish the reference level.

#### 5.1.2 CSE and Band Edges

| Mode | TX Type | Frequency (MHz) | ANT | Level of Reference (dBm) | Limit (dBm) | Verdict |
|------|---------|-----------------|-----|--------------------------|-------------|---------|
| 1M   | SISO    | 2402            | 1   | -15.90                   | -35.90      | Pass    |
|      |         | 2440            | 1   | -15.90                   | -35.90      | Pass    |
|      |         | 2480            | 1   | -15.90                   | -35.90      | Pass    |
| 2M   | SISO    | 2402            | 1   | -16.47                   | -36.47      | Pass    |
|      |         | 2440            | 1   | -16.47                   | -36.47      | Pass    |
|      |         | 2480            | 1   | -16.47                   | -36.47      | Pass    |

Note1: Refer to FCC Part 15.247 (d) and ANSI C63.10-2013, the channel contains the maximum PSD level was used to establish the reference level.



Unless otherwise agreed in writing, this document is issued by the Company subject to its General Conditions of Service printed overleaf, available on request or accessible at <https://www.sgs.com/en/Terms-and-Conditions>. Attention is drawn to the limitation of liability, indemnification and jurisdiction issues defined therein. Any holder of this document is advised that information contained hereon reflects the Company's findings at the time of its intervention only and within the limits of Client's instructions, if any. The Company's sole responsibility is to its Client and this document does not exonerate parties to a transaction from exercising all their rights and obligations under the transaction documents. This document cannot be reproduced except in full, without prior written approval of the Company. Any unauthorized alteration, forgery or falsification of the content or appearance of this document is unlawful and offenders may be prosecuted to the fullest extent of the law. Unless otherwise stated the results shown in this test report refer only to the sample(s) tested and such sample(s) are retained for 30 days only.

Attention: To check the authenticity of testing /inspection report & certificate, please contact us at telephone: (86-755) 8307 1443, or email: [CN.Doccheck@sgs.com](mailto:CN.Doccheck@sgs.com)

SGS-CSTC Standards Technical Services Co., Ltd.  
Guangzhou Branch Testing Service, EEC Laboratory

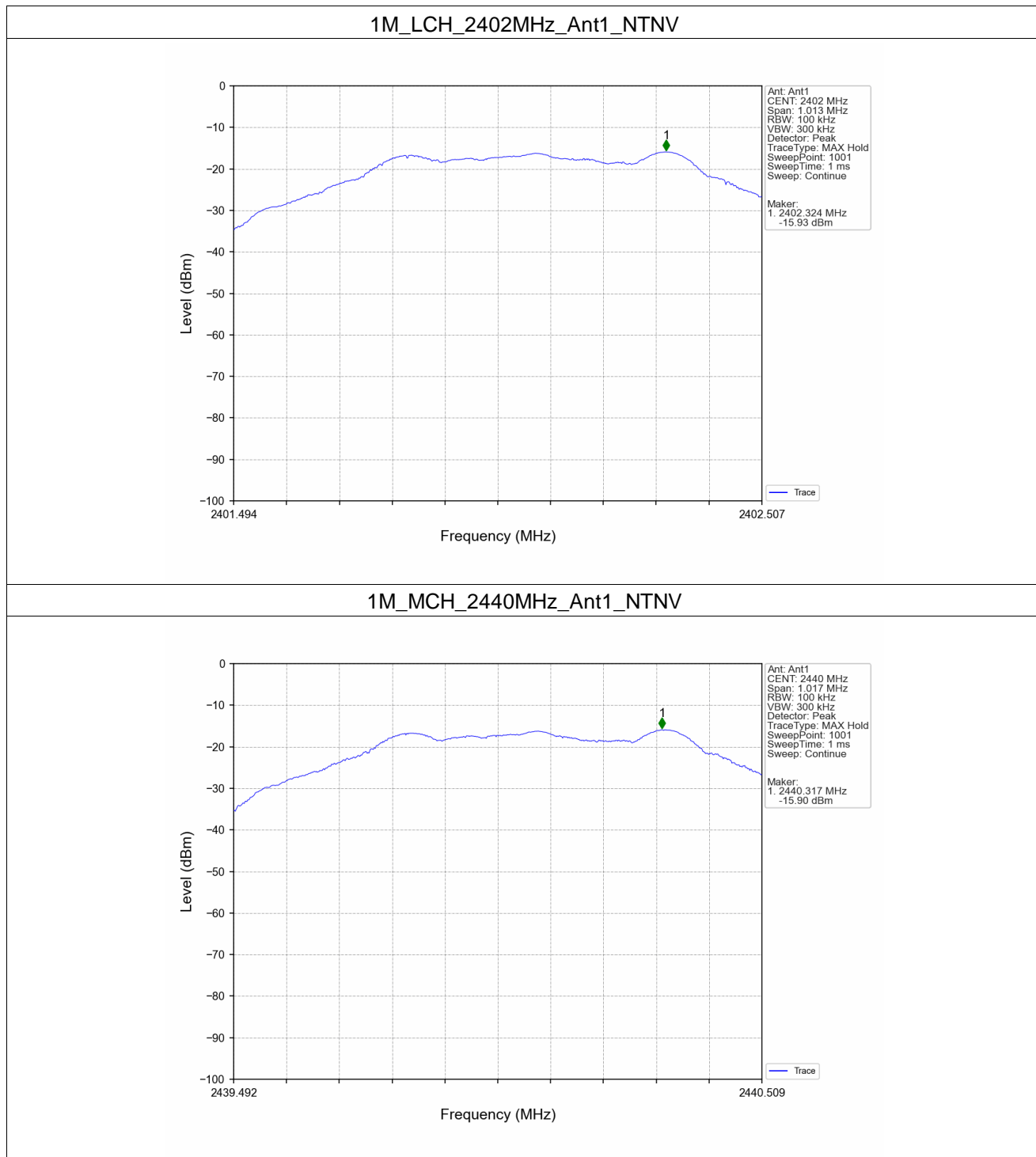
No.198, Kezhu Road, Science City, Economic & Technological Development Area, Guangzhou, Guangdong, China 510663  
中国·广东·广州高新技术产业开发区科学城科珠路198号 邮编: 510663

t (86-20) 82155555 www.sgsgroup.com.cn  
t (86-20) 82155555 sgs.china@sgs.com



### 5.2 Test Graph

#### 5.2.1 Ref



Unless otherwise agreed in writing, this document is issued by the Company subject to its General Conditions of Service printed overleaf, available on request or accessible at <https://www.sgs.com/en/Terms-and-Conditions>. Attention is drawn to the limitation of liability, indemnification and jurisdiction issues defined therein. Any holder of this document is advised that information contained hereon reflects the Company's findings at the time of its intervention only and within the limits of Client's instructions, if any. The Company's sole responsibility is to its Client and this document does not exonerate parties to a transaction from exercising all their rights and obligations under the transaction documents. This document cannot be reproduced except in full, without prior written approval of the Company. Any unauthorized alteration, forgery or falsification of the content or appearance of this document is unlawful and offenders may be prosecuted to the fullest extent of the law. Unless otherwise stated the results shown in this test report refer only to the sample(s) tested and such sample(s) are retained for 30 days only.

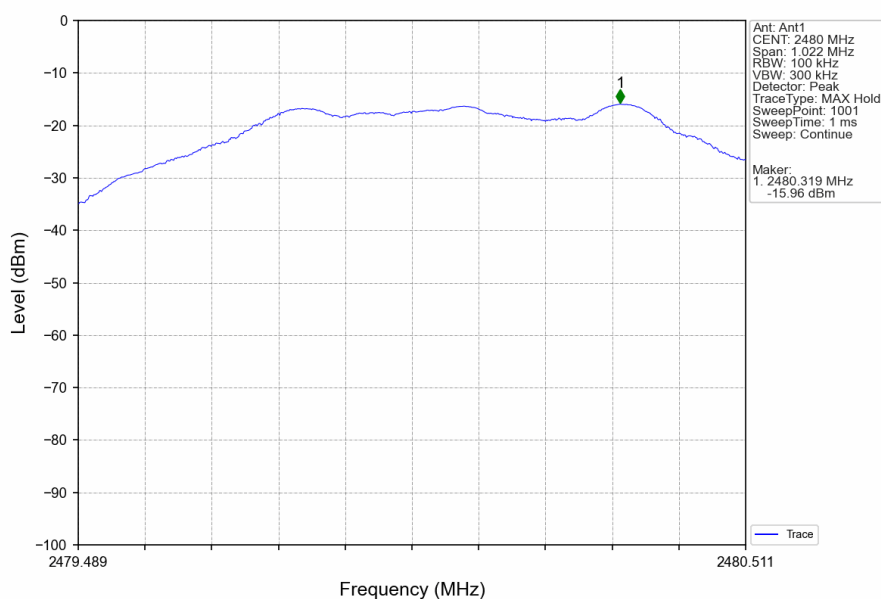
Attention: To check the authenticity of testing /inspection report & certificate, please contact us at telephone: (86-755) 8307 1443, or email: [CN.Doccheck@sgs.com](mailto:CN.Doccheck@sgs.com)

SGS-CSTC Standards Technical Services Co., Ltd.  
Guangzhou Branch, Testing Center, EEC Laboratory.

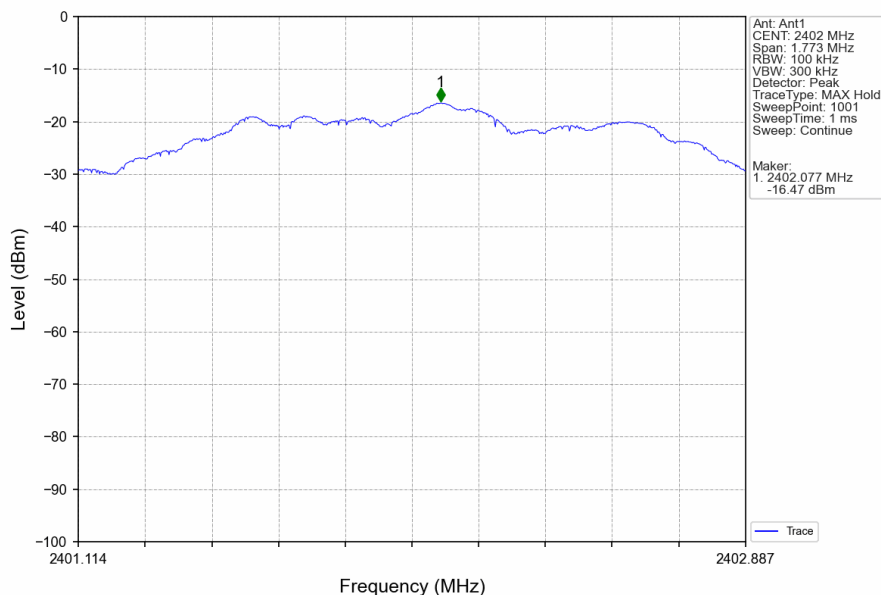
No.198, Kezhu Road, Science City, Economic & Technological Development Area, Guangzhou, Guangdong, China 510663  
中国·广东·广州高新技术产业开发区科学城科珠路198号 邮编: 510663

t (86-20) 82155555 www.sgsgroup.com.cn  
t (86-20) 82155555 sgs.china@sgs.com

1M\_HCH\_2480MHz\_Ant1\_NTNV



2M\_LCH\_2402MHz\_Ant1\_NTNV



Unless otherwise agreed in writing, this document is issued by the Company subject to its General Conditions of Service printed overleaf, available on request or accessible at <https://www.sgs.com/en/Terms-and-Conditions>. Attention is drawn to the limitation of liability, indemnification and jurisdiction issues defined therein. Any holder of this document is advised that information contained hereon reflects the Company's findings at the time of its intervention only and within the limits of Client's instructions, if any. The Company's sole responsibility is to its Client and this document does not exonerate parties to a transaction from exercising all their rights and obligations under the transaction documents. This document cannot be reproduced except in full, without prior written approval of the Company. Any unauthorized alteration, forgery or falsification of the content or appearance of this document is unlawful and offenders may be prosecuted to the fullest extent of the law. Unless otherwise stated the results shown in this test report refer only to the sample(s) tested and such sample(s) are retained for 30 days only.

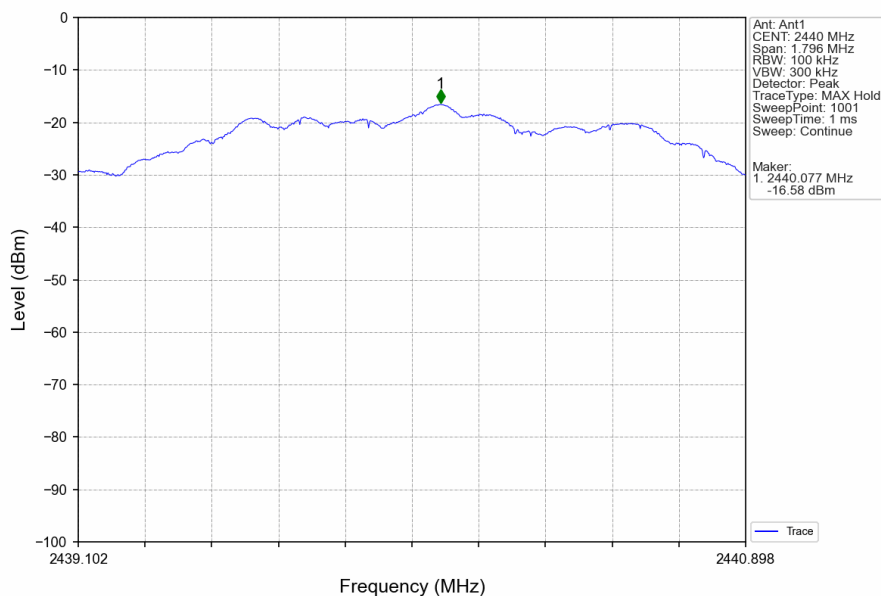
Attention: To check the authenticity of testing /inspection report & certificate, please contact us at telephone: (86-755) 8307 1443, or email: [CN.Doccheck@sgs.com](mailto:CN.Doccheck@sgs.com)

SGS-CSTC Standards Technical Services Co., Ltd.  
Guangzhou Branch, Testing Center, EEC Laboratory.

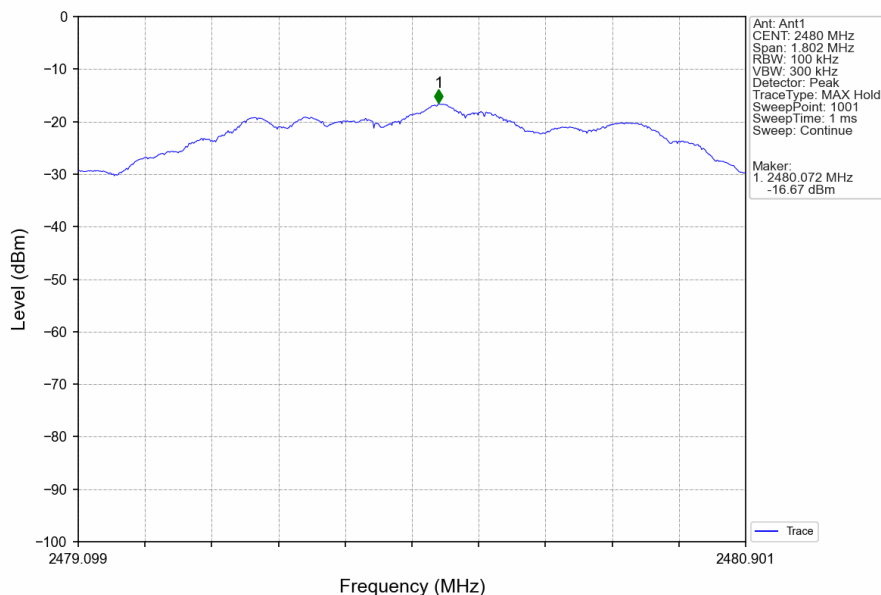
No.198, Kezhu Road, Science City, Economic & Technological Development Area, Guangzhou, Guangdong, China 510663  
中国·广东·广州高新技术产业开发区科学城科珠路198号 邮编: 510663

t (86-20) 82155555 www.sgsgroup.com.cn  
t (86-20) 82155555 sgs.china@sgs.com

2M\_MCH\_2440MHz\_Ant1\_NTNV



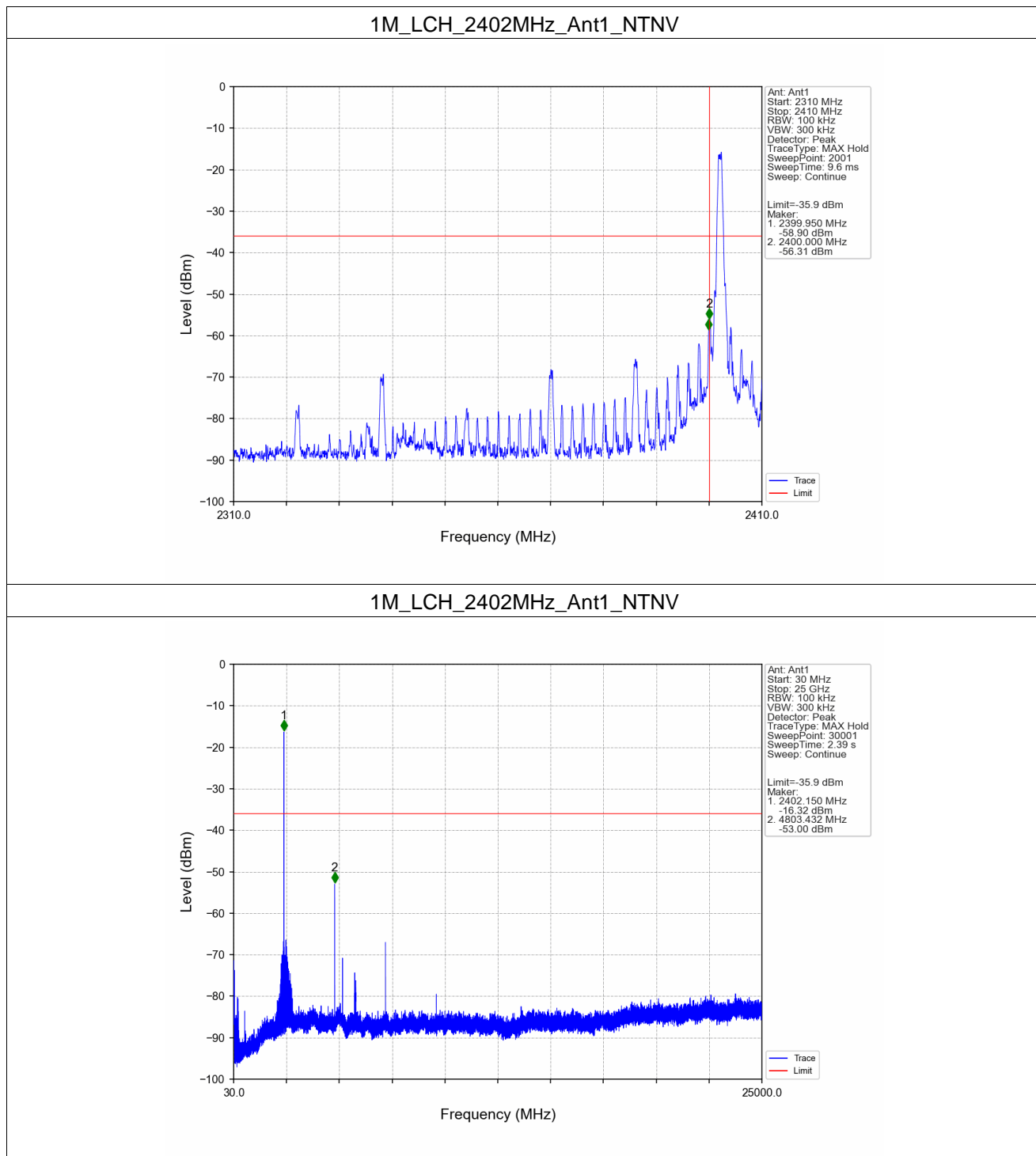
2M\_HCH\_2480MHz\_Ant1\_NTNV



Unless otherwise agreed in writing, this document is issued by the Company subject to its General Conditions of Service printed overleaf, available on request or accessible at <https://www.sgs.com/en/Terms-and-Conditions>. Attention is drawn to the limitation of liability, indemnification and jurisdiction issues defined therein. Any holder of this document is advised that information contained hereon reflects the Company's findings at the time of its intervention only and within the limits of Client's instructions, if any. The Company's sole responsibility is to its Client and this document does not exonerate parties to a transaction from exercising all their rights and obligations under the transaction documents. This document cannot be reproduced except in full, without prior written approval of the Company. Any unauthorized alteration, forgery or falsification of the content or appearance of this document is unlawful and offenders may be prosecuted to the fullest extent of the law. Unless otherwise stated the results shown in this test report refer only to the sample(s) tested and such sample(s) are retained for 30 days only.

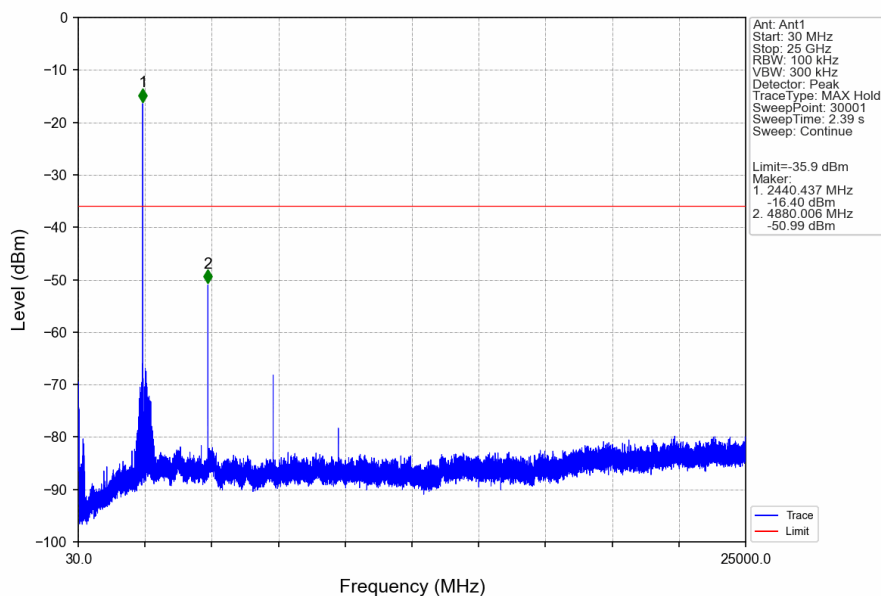
Attention: To check the authenticity of testing / inspection report & certificate, please contact us at telephone: (86-755) 8307 1443, or email: [CN.Doccheck@sgs.com](mailto:CN.Doccheck@sgs.com)

### 5.2.2 CSE and Band Edges

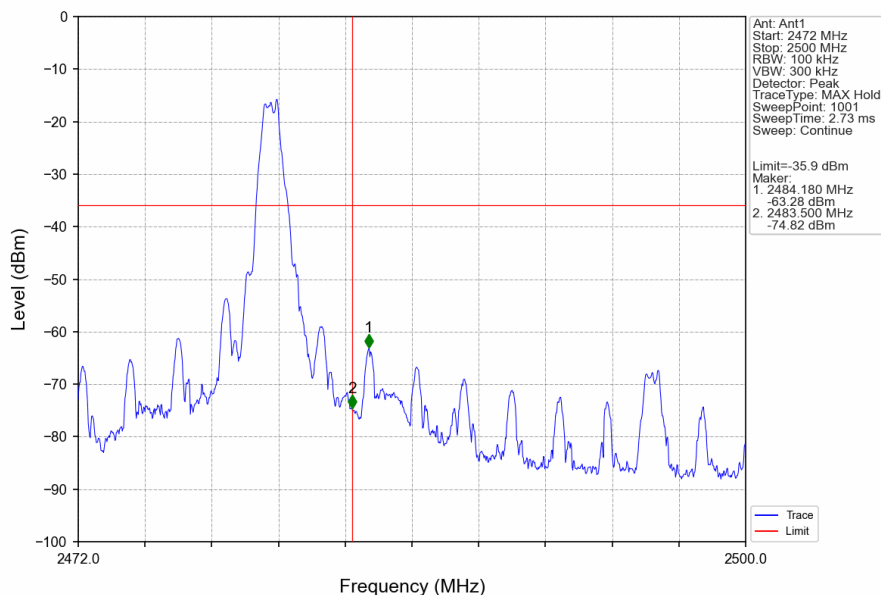




### 1M\_MCH\_2440MHz\_Ant1\_NTNV



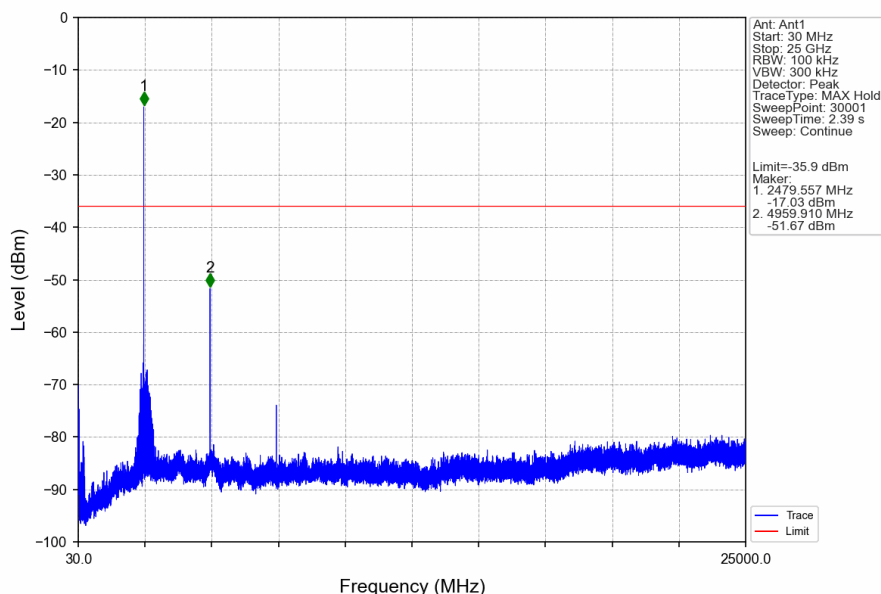
### 1M\_HCH\_2480MHz\_Ant1\_NTNV



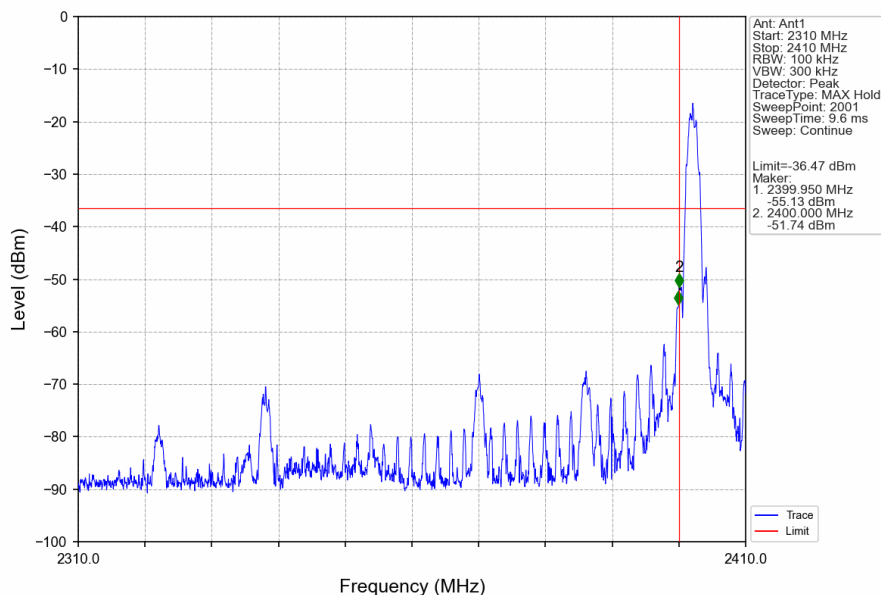
Unless otherwise agreed in writing, this document is issued by the Company subject to its General Conditions of Service printed overleaf, available on request or accessible at <https://www.sgs.com/en/Terms-and-Conditions>. Attention is drawn to the limitation of liability, indemnification and jurisdiction issues defined therein. Any holder of this document is advised that information contained hereon reflects the Company's findings at the time of its intervention only and within the limits of Client's instructions, if any. The Company's sole responsibility is to its Client and this document does not exonerate parties to a transaction from exercising all their rights and obligations under the transaction documents. This document cannot be reproduced except in full, without prior written approval of the Company. Any unauthorized alteration, forgery or falsification of the content or appearance of this document is unlawful and offenders may be prosecuted to the fullest extent of the law. Unless otherwise stated the results shown in this test report refer only to the sample(s) tested and such sample(s) are retained for 30 days only.

Attention: To check the authenticity of testing /inspection report & certificate, please contact us at telephone: (86-755) 8307 1443, or email: [CN.Doccheck@sgs.com](mailto:CN.Doccheck@sgs.com)

### 1M\_HCH\_2480MHz\_Ant1\_NTNV



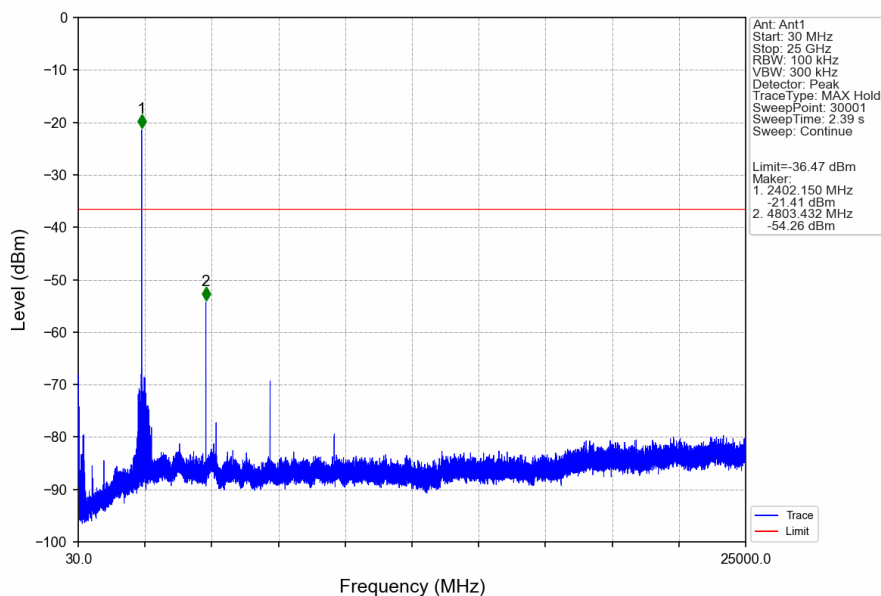
### 2M\_LCH\_2402MHz\_Ant1\_NTNV



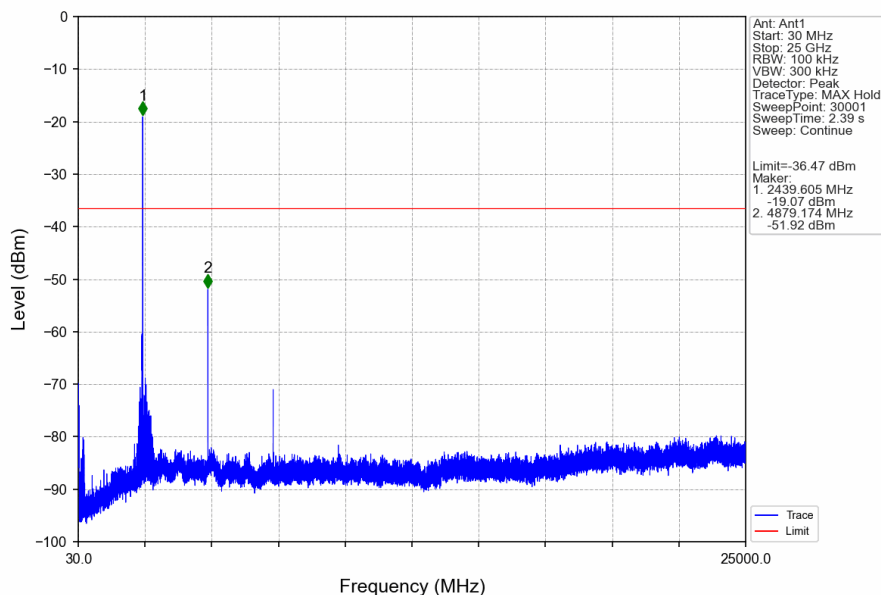
Unless otherwise agreed in writing, this document is issued by the Company subject to its General Conditions of Service printed overleaf, available on request or accessible at <https://www.sgs.com/en/Terms-and-Conditions>. Attention is drawn to the limitation of liability, indemnification and jurisdiction issues defined therein. Any holder of this document is advised that information contained hereon reflects the Company's findings at the time of its intervention only and within the limits of Client's instructions, if any. The Company's sole responsibility is to its Client and this document does not exonerate parties to a transaction from exercising all their rights and obligations under the transaction documents. This document cannot be reproduced except in full, without prior written approval of the Company. Any unauthorized alteration, forgery or falsification of the content or appearance of this document is unlawful and offenders may be prosecuted to the fullest extent of the law. Unless otherwise stated the results shown in this test report refer only to the sample(s) tested and such sample(s) are retained for 30 days only.

Attention: To check the authenticity of testing / inspection report & certificate, please contact us at telephone: (86-755) 8307 1443, or email: [CN.Doccheck@sgs.com](mailto:CN.Doccheck@sgs.com)

### 2M\_LCH\_2402MHz\_Ant1\_NTNV



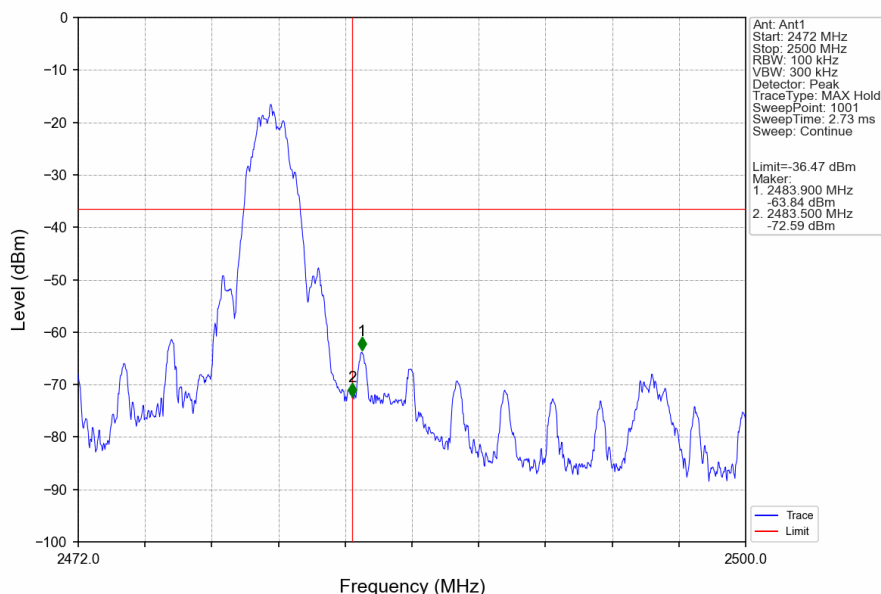
### 2M\_MCH\_2440MHz\_Ant1\_NTNV



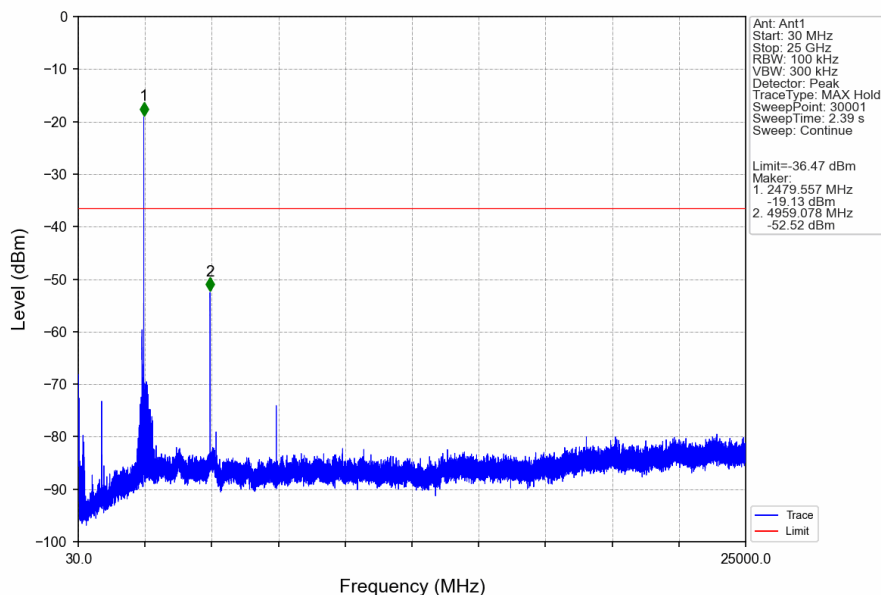
Unless otherwise agreed in writing, this document is issued by the Company subject to its General Conditions of Service printed overleaf, available on request or accessible at <https://www.sgs.com/en/Terms-and-Conditions>. Attention is drawn to the limitation of liability, indemnification and jurisdiction issues defined therein. Any holder of this document is advised that information contained hereon reflects the Company's findings at the time of its intervention only and within the limits of Client's instructions, if any. The Company's sole responsibility is to its Client and this document does not exonerate parties to a transaction from exercising all their rights and obligations under the transaction documents. This document cannot be reproduced except in full, without prior written approval of the Company. Any unauthorized alteration, forgery or falsification of the content or appearance of this document is unlawful and offenders may be prosecuted to the fullest extent of the law. Unless otherwise stated the results shown in this test report refer only to the sample(s) tested and such sample(s) are retained for 30 days only.

Attention: To check the authenticity of testing /inspection report & certificate, please contact us at telephone: (86-755) 8307 1443, or email: [CN.Doccheck@sgs.com](mailto:CN.Doccheck@sgs.com)

### 2M\_HCH\_2480MHz\_Ant1\_NTNV



### 2M\_HCH\_2480MHz\_Ant1\_NTNV



- End of the Report -



Unless otherwise agreed in writing, this document is issued by the Company subject to its General Conditions of Service printed overleaf, available on request or accessible at <https://www.sgs.com/en/Terms-and-Conditions>. Attention is drawn to the limitation of liability, indemnification and jurisdiction issues defined therein. Any holder of this document is advised that information contained hereon reflects the Company's findings at the time of its intervention only and within the limits of Client's instructions, if any. The Company's sole responsibility is to its Client and this document does not exonerate parties to a transaction from exercising all their rights and obligations under the transaction documents. This document cannot be reproduced except in full, without prior written approval of the Company. Any unauthorized alteration, forgery or falsification of the content or appearance of this document is unlawful and offenders may be prosecuted to the fullest extent of the law. Unless otherwise stated the results shown in this test report refer only to the sample(s) tested and such sample(s) are retained for 30 days only.

Attention: To check the authenticity of testing / inspection report & certificate, please contact us at telephone: (86-755) 8307 1443, or email: [CN.Doccheck@sgs.com](mailto:CN.Doccheck@sgs.com)

SGS-CSTC Standards Technical Services Co., Ltd.  
Guangzhou Branch, Testing Center, EEC Laboratory.

No.198, Kezhu Road, Science City, Economic & Technological Development Area, Guangzhou, Guangdong, China 510663  
中国 · 广东 · 广州高新技术产业开发区科学城科珠路198号 邮编: 510663

t (86-20) 82155555 www.sgs.com.cn  
t (86-20) 82155555 sgs.china@sgs.com