

6. Description for EUT Testing Position

Place and fix it with tape as shown below.




Figure 6-1 Test Position X-Y Plane




Figure 6-2 Test Position X-Z Plane




Figure 6-3 Test Position Y-Z Plane