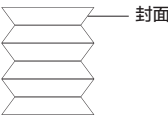
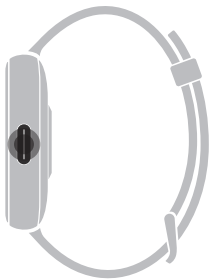


| | | | |
|----------------|--|----------|----------|
| 产品型号: LS450-R1 | 规格: 成形后130x54mm (风琴折) ; 单黑; 80g哑粉纸+正反面过哑油; | 版本: V1.0 | 1.6-16建档 |
| 产品名称: DIZO | | 修改历史: | |
| 零件图号: - | | | |

实物要求符合Rohs、Reach、无卤、包装指令和OPPO环保标准，适用于一切OPPO项目、realme项目及其衍生项目






1

Enter pairing mode
Press and hold the power button on the side to power on.




2

Download realme Link
Search realme Link in Google Play Store (Android) or App Store (iOS), or scan the QR code to download realme Link.



3

Set up and pair
Tap the plus icon in realme Link to add device. Select DIZO Watch T1 in nearby devices, or scan the QR code on the watch screen to pair up with the watch.




On home screen

- Swipe down to see notifications
- Swipe up to browse applications
- Swipe left to see widgets
- Swipe right to expand quick settings
- Press and hold to change the watch face

Cover watch with palm

- Turn off the screen

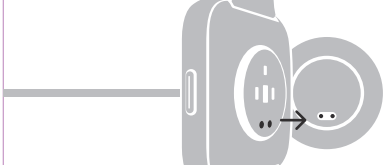


Press once

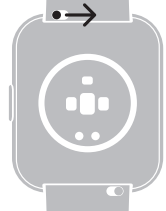
- Wake the watch
- Pause or resume workout
- Return to the previous screen in an app
- Turn off the screen at home screen

Press and hold


- Power on, off or restart
- 15s Force restart



Charging
To charge the watch, place the watch on the charging base. Make sure both metal pads on the back of the watch are aligned with the metal tips on the base.



Change bands
Slide the spring pin and hold it to remove a band from the watch or attach a band to the watch.



Documentation & Help
Need help or more information? Please scan QR code or visit: <https://iot-wiki.realme.com/faq.html?deviceId=DIZO%20Watch%20Pro>
You can also visit realme Link for frequently asked questions.

| | |
|---|---|
| Parameters Model: DW2112 Frequency band of operation: 2402MHz~2480MHz Bluetooth transmit power: 0dBm Ingress protection level: IP68 Input rating: 5V = 0.5A Working temperature range: 0°C~40°C Storage temperature range: -20°C~60°C | Contents Smart watch / Charging base / User manual / Warranty Card Regulatory Information To view regulatory information, please go to Settings - About - Regulatory Information |
|---|---|



710-03145000XX

Realift (Shenzhen) Intelligent Technology Co., Ltd.
Room B301, Building F2, TCL Science Park, No. 1001, Zhongshanyuan Road, Shuguang Community, Xili Sub-district, Nanshan District, Shenzhen, China



Safety Instructions

- If you currently have any preexisting physical diseases, and using this product may have an impact on this disease, please consult your doctor first;
- Do not check the display information when driving, being distracted or in other potentially dangerous situations;
- This product is not a toy. Do not allow children or pets to play with this product. Small components of the product may cause suffocation;
- The product function may be affected by external factors, so the data is for reference only;
- The product has a heart rate recording function.
Wearing it for a long time may cause some users to have skin discomfort and allergic symptoms, or bring certain risks to users with certain diseases. Please consult your doctor before using or stop using the product in any of the following situations:
 - Epilepsy or sensitive to light;
 - Poor blood circulation or prone to have bruises; heart disease or other diseases;
 - You are taking any light-sensitive drugs.
- This product is not a medical device and should not be used as a substitute for professional medical judgment. It is not designed or intended for use in the diagnosis of disease or other conditions, or in the cure, mitigation, treatment, or prevention of any condition or disease. Please consult your healthcare provider prior to making any decisions related to your health.


Hereby, Realift (Shenzhen) Intelligent Technology Co., Ltd., declares that this device is in compliance with Directive 2014/53/EU. The full text of the EU declaration of conformity is available at the following internet address: <http://www.dizo.com/eu-compliance>.
RF exposure information: The EIRP power of the device at maximal case is below the exempt condition, 20mW specified in EN62479: 2010. RF exposure assessment has been performed to prove that this unit will not generate the harmful EM emission above the reference level as specified in EC Council Recommendation (1999/519/EC).


Warnings

- Replacement of a battery with an incorrect type that can defeat a safeguard (for example, in the case of some lithium battery types);
- Disposal of a battery into fire or a hot oven, or mechanically crushing or cutting of a battery, that can result in an explosion;
- Leaving a battery in an extremely high temperature surrounding environment that can result in an explosion or the leakage of flammable liquid or gas;
- A battery subjected to extremely low air pressure that may result in an explosion or the leakage of flammable liquid or gas.

FCC Statement
This device complies with part 15 of the FCC rules. Operation is subject to the following two conditions: (1) this device may not cause harmful interference, and (2) this device must accept any interference received, including interference that may cause undesired operation.
Changes or modifications not expressly approved by the party responsible for compliance could void the user's authority to operate the equipment.
NOTE: This equipment has been tested and found to comply with the limits for a Class B digital device, pursuant to part 15 of the FCC rules. These limits are designed to provide reasonable protection against harmful interference in a residential installation. This equipment generates uses and can radiate radio frequency energy and, if not installed and used in accordance with the instructions, may cause harmful interference to radio communications. However, there is no guarantee that interference will not occur in a particular installation. If this equipment does cause harmful interference to radio or television reception, which can be determined by turning the equipment off and on, the user is encouraged to try to correct the interference by one or more of the following measures:

- Reorient or relocate the receiving antenna.
- Increase the separation between the equipment and receiver.
- Connect the equipment into an outlet on a circuit different from that to which the receiver is connected.
- Consult the dealer or an experienced radio/TV technician for help important announcement

Important Note:
Radiation Exposure Statement
This equipment complies with FCC radiation exposure limits set forth for an uncontrolled environment. This equipment should be installed and operated with minimum distance 0cm between the radiator and your body.
This transmitter must not be co-located or operating in conjunction with any other antenna or transmitter.
FCC ID: 2AYPPDW2112

Disposal and Recycling Information
 This symbol (with or without a solid bar) on the device, batteries (included), and / or the packaging, indicates that the device and its electrical accessories (for example, a headset, adapter or cable) and batteries should not be disposed of as household garbage.

Warranty
Thank you for purchasing DIZO products. If any manufacturing defect problems occur within 12 months from the date of purchase, user can enjoy our company's warranty service.

Matters Needing Attention:

- When you buy the product, the sales unit will issue a valid proof of purchase.
- The warranty card and the proof of purchase should be kept by the user properly, and it will not be replaced if lost.
- If the product fails due to non-human factors, the user can present the warranty card and proof of purchase to the DIZO customer service center for free maintenance during the warranty period.

Non-warranty situation:
This warranty does not cover the following cases:

- Out of warranty period.
- Damage caused by use not in accordance with the instructions.
- Damage caused by man-made causes.
- Failure caused by unauthorized disassembly, maintenance, or modification of the product.
- Damage caused by force majeure factors (such as floods, earthquakes, lightning, etc.).
- There is no warranty card, invoice, or warranty card that does not match the invoice information.
- The product wears naturally.
- Other failures and damages that are not caused by the quality of the product itself.

Website : www.dizo.net
Email: service.in@dizo.net
Toll free: 1800-843-3030

Warranty Card (Stub Copy)
Dear user, thank you for using the product of our company. Please read and keep properly the warranty card after purchasing the product so that we can provide better services to you.

User Information
User's name _____ Phone Number _____
Address _____
Email _____
Product Information
Product Model _____ Product Serial Number _____
Sales Information
Purchase Date _____ Invoice Number _____
Sales Unit _____ Phone Number _____
Address _____

Warranty Card (Customer Copy)
Dear user, thank you for using the product of our company. Please read and keep properly the warranty card after purchasing the product so that we can provide better services to you.

User Information
User's name _____ Phone Number _____
Address _____
Email _____
Product Information
Product Model _____ Product Serial Number _____
Sales Information
Purchase Date _____ Invoice Number _____
Sales Unit _____ Phone Number _____
Address _____

DIZO Watch Pro

User Guide