

100.00 mm

80.90 mm

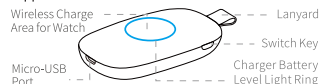
## Portable Watch Charger User Manual



### 1.Introduction

This product, a small portable smart watch charger, specially charging for Apple watch, is suitable for home, outdoor, travel, office and so on. It uses safe and efficient polymer cells, and the original light ring, displaying the battery level of the charger, will bring you extremely individuality and new fashionable experience.

### 2. Appearance



### 3.Compatible Devices

Apple iWatch Series 1,2,3,4, 5,6,SE.

### 4.Operation Steps

#### 1) Charge for your watch

Press the switch key, the light ring will be on in blue for a while. During the while put your watch in, charging will start, and the light ring keeps on in blue. During the power consumption, the light ring will be off grid by grid; When you stop charging, just remove your watch or press the switch key twice, and the light ring will be off in whole.



#### 2) Charge for the watch charger


Plug a adapter into the charger through a Micro-USB cable, the light ring will run around grid by grid for a lap and then keeps on. During the power increasing, the ring will be adding

grid by grid, and its last one grid will flash. When 75%-100% charged, the ring will display as a full circle.



#### 3)The 4 arc lights

Display 4 levels of the charger's battery:



### 5.Packaging List

1) Watch Charger\*1 2) User Manual\*1 3) Micro-USB cable\*1

### 6.Specification

Input: 5V/1A Output: 5V/0.4A  
Output Power: 2W Transmission Distance: ≤1.1mm  
Battery Capacity: 1000mAh  
Working Environment Temperature: -10°C~60°C  
Product Size: 71×42×15.8mm

### 7.Cautions

- 1) This charger has a built-in battery, do not disassemble it;
- 2) Protect the charger from water, moisture and falling;
- 3) Do not charge at high temperature;
- 4) Do not use the product in water or fire;
- 5) If the battery is bloated, leaking or smelly, please stop using it immediately;
- 6) If you do not use this product for a long time, please charge it at least once every 3 months;
- 7) Prevent from polluting environment and accidents. When you discard, you must take it to a professional recycling place.

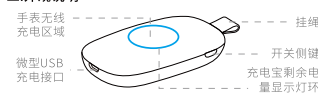
## 便携式手表充电宝用户手册



### 一.产品介绍

本产品是一款小巧、可随身携带的专充苹果手表的充电宝，适用于家庭、户外、旅游、办公场所等。采用安全高效的聚合物电芯，独创的灯环式电量显示，将带给您极具个性新潮的全新体验。

### 二.外观说明



### 三.适用设备

苹果手表1、2、3、4、5、6、SE.

### 四.使用步骤

#### 1) 给智能手表充电

按下开关侧键,灯环会显示蓝色一段时间,在此期间把手表放入即可充电,灯环会保持亮蓝色。电量消耗时,灯环会逐格灭掉;当你不充电时,只需取下手表,或连接两次开关侧键,灯环也会全部灭掉;



#### 2) 给本充电宝充电

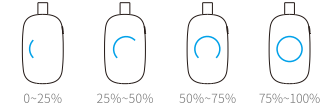
将适配器通过微型USB充电线插入本充电宝进行充电,灯环会逐格跑一圈,然后持续亮灯。电量增加过程中,灯环会逐格增加,并且末尾一格会持续闪,当电量充至75%-100%

时,灯环会形成完整的圆;



#### 3) 四段圆弧灯

实时显示充电器四个档位的剩余电量。



### 五.配件清单

1)充电宝\*1 2)用户手册\*1 3)微型USB安卓充电线\*1

### 六.产品规格

输入: 5V/1A	输出: 5V/0.4A
输出功率: 2W	发射距离: ≤1.1mm
电池容量: 1000mAh	工作环境温度: -10°C~60°C
产品尺寸: 71×42×15.8mm	

### 七.安全警告

- 1) 本产品内置电池,请勿自行拆卸充电器;
- 2) 注意防热、防水、防摔;
- 3) 请勿在高温下充电;
- 4) 严禁将产品放在水中或火中使用;
- 5) 如发现电池鼓胀、漏水或有异味,请立即停止使用;
- 6) 长期不使用本产品的,每3个月至少充电一次;
- 7) 防止电池污染环境,废弃时须给专门回收点处理。

正面

反面

**FCC Warning Statement: Changes or modifications to this unit not expressly approved by the party responsible for compliance could void the user's authority to operate the equipment. This equipment has been tested and found to comply with the limits for a Class B digital device, pursuant to Part 15 of the FCC Rules. These limits are designed to provide reasonable protection against harmful interference in a residential installation. This equipment generates, uses and can radiate radio frequency energy and, if not installed and used in accordance with the instructions, may cause harmful interference to radio communications.**

**However, there is no guarantee that interference will not occur in a particular installation. If this equipment does cause harmful interference to radio or television reception, which can be determined by turning the equipment off and on, the user is encouraged to try to correct the interference by one or more of the following measures:**

- **Reorient or relocate the receiving antenna.**
- **Increase the separation between the equipment and receiver.**
- **Connect the equipment into an outlet on a circuit different from that to which the receiver is connected.**
- **Consult the dealer or an experienced radio/TV technician for help.**

**This device complies with Part 15 of the FCC Rules. Operation is subject to the following two conditions: (1) this device may not cause harmful interference, and (2) this device must accept any interference received, including interference that may cause undesired operation.**

#### **FCC Radiation Exposure Statement**

**The device has been evaluated to meet general RF exposure requirement. The device can be used in portable exposure condition without restriction.**