

Exhibit 10**Section 2.1033 (c)(12) PHOTOGRAPHS OF EQUIPMENT**

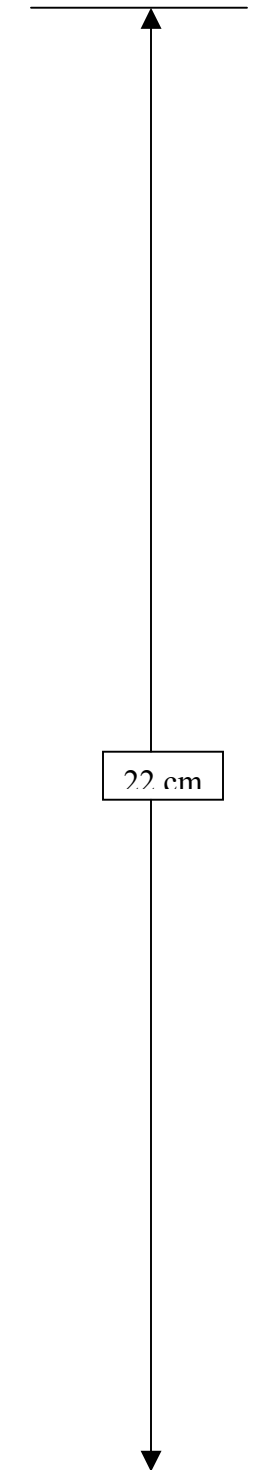
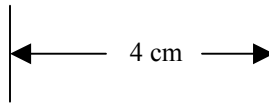
Photographs (8 x 10) of the equipment of sufficient clarity to reveal equipment construction and layout, including meters, if any, and labels for controls and meters and sufficient views of the internal construction to define component placement and chassis assembly. Insofar as these requirements are met by photographs or drawings contained in instruction manuals supplied with the certification request, additional photographs are necessary only to complete the required showing.

Response:

The following pages contain the required photographs of the P2PAM AS5ONBTS-06 amplifier, subject of this application, showing the following external views:

- 1) Front view of the P2PAM
- 2) Rear view of the P2PAM
- 3) Side view of the P2PAM
- 4) Additional Side View with cooling fins
- 5) Side view with cover removed
- 6) Front view of the Flexent® OneBTS™ CDMA PCS Modular Cell 4 Compact

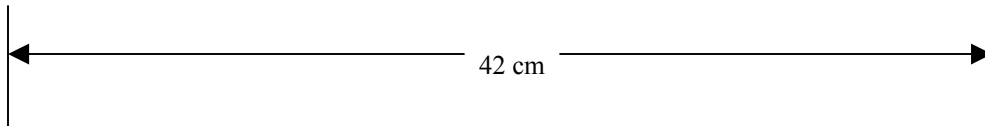
AS5ONBTS-06 P2PAM
Amplifier Front View



AS5ONEBTS-06 P2PAM
Rear View



AS5ONEBTS-06 P2PAM
Side View



AS5ONEBTS-06 P2PAM
Side View with Cooling Fins



AS5ONEBTS-06 P2PAM
Side View with cover removed



AS5ONEBTS-06 P2PAM

Front view of the Flexent® OneBTS™ CDMA PCS Modular Cell 4 Compact

