

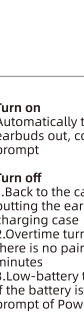
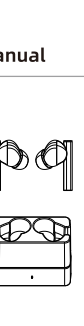
SPACE TRAVEL

Space Travel 2 Ultra

Package list

01

(The pictures are for reference only, please refer to the actual products.)



Charging case *1

Earbuds *1pair

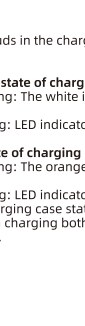
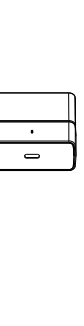
Charging cable *1

Earplugs *2pairs

Manual

Introduction

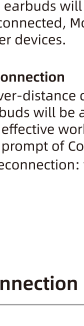
02



Charging contact

Manual

03



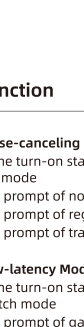
Turn on
Automatically turn on after taking the earbuds out, coming with Power On prompt



Turn off
1.Back to the case: It will turn off after putting the earbuds back into the charging case
2.Overtime turn-off: It will turn off if there is no paired device within 3 minutes
3.Low-battery turn-off: It will turn off if the battery is low.You'll hear the prompt of Power Off

Manual

04

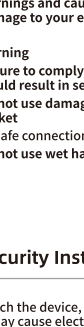


Restore factory setting
Be sure the earbuds is unconnected and is searching Bluetooth, simultaneously long press the right/left earbuds for 8s to clean paired information and restore the factory setting.

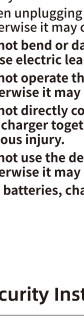


Manual

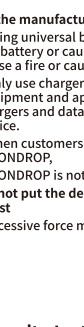
05



Charging
Put the earbuds in the charging case to feed



The earbuds state of charging
When charging: The white indicator is always on
Fully charging: LED indicator goes out



The case state of charging
When charging: The orange indicator is always on
Fully charging: LED indicator goes out
Tips: The charging case state is given priority when charging both earbuds and the case.

Connection

06

Bluetooth pairing

Entering the Bluetooth interface to find Moondrop Space Travel, click Enter to pair.
there is warning of "Du Du Du" under pairing mode.You'll hear the prompt of Connected

Disconnection

1.Over-distance disconnection: The earbuds will be automatically disconnected if beyond the effective working distance, you'll hear the prompt of Disconnect
2.Manually disconnection: Under the connected state (non-working state), simultaneously long-press the Touch of

Connection

07

Right and Left for 3s, disconnect the current device. Or manually turn off the Bluetooth device to disconnect.
The earbuds will enter into the pairing mode after disconnection, Moondrop Space Travel allows pairing with other devices.

Reconnection

1.Over-distance disconnection automatic reconnection: The earbuds will be automatically reconnected when it enters the effective working distance within 3 minutes, you'll hear the prompt of Connected
2.Reconnection: the earbuds will automatically reconnect

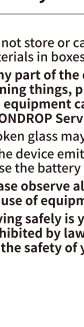
Connection

08

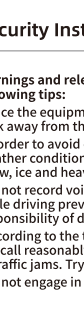
the last paired device when taken it out from the charging case.
Please put the earbuds back in the charging port if there is one earbud quiet and disconnecting, and try to reconnect

Function

09



Operation
Voice Assistant
Click the left/right earbud 3 times to start, and click to exit
*Part of Android smartphones require opening the "enable voice assistant"



Touch
Music
Play/pause: click the left/right earbud
Previous/NEXT: double-click the left earbud for the previous song, and the right earbud for the next song.

Call
Answer: Click the left/right earbud
Decline: Long press left/right earbud for 1.5s
Hang up: Click the left/right earbud
Third-party call: Click the left/right earbud, keep the original call and answer the new call
Switch the call: Double-click the left/right earbud

Function

10

Noise-canceling Mode

In the turn-on state, Long-press Right/left for 1s to switch the mode
The prompt of noise-canceling is Sh
The prompt of regular mode is Eh
The prompt of transparency mode is Heh

Low-latency Mode

In the turn-on state, click the right/left earbud for 4 times to switch mode
The prompt of game: Game Mode
Exiting game mode is Music Mode

product Specifications

11

Product Model: Space Travel
Bluetooth Version: 5.3
Codec: AAC / SBC
Audio Distribution Profile: A2DP/AVRCP/HFP/HSP/SBC/AAC
Bluetooth Range: 10 meters (Open environment)
Battery Life: *4(Earphone)+12(Case)Hours

Security Instructions

12

Please read this important security instructions before using the equipment. This information contains general safety information applicable to this device and may include content not applicable to this device. Please follow the warnings and cautions to avoid injury to yourself or others or damage to your equipment.

Warning

Warning
Failure to comply with safety warnings and regulations would result in serious injury or death.
Do not use damaged power cord or plug or loose power socket
Unsafe connections can cause electric leakage or fire.
Do not use wet hands or other wet body parts to touch.

Security Instructions

13

Touch the device, power cord, plug or power socket, otherwise it may cause electric shock.
When unplugging the power cord, do not use too much force, otherwise it may cause electric shock or fire.
Do not bend or damage the power cord, otherwise it may cause electric leakage or fire.
Do not operate the device with wet hands while it is charging, otherwise it may cause electric shock.
Do not directly connect the positive and negative terminals of the charger together, otherwise it may cause a fire or cause serious injury.
Do not use the device outdoors during a thunderstorm, otherwise it may cause electric shock or equipment failure.
Use batteries, chargers, accessories and supplies approved

Security Instructions

14

by the manufacturer.
Using universal batteries or chargers may shorten the life of the battery or cause the device to malfunction. They may also cause a fire or cause the battery to explode.
Only use chargers and data cables specially designed for equipment and approved by MOONDROP. Incompatible chargers and data cables may cause danger or damage the device.
When customers use accessories or supplies not approved by MOONDROP, MOONDROP is not responsible for the customers' safety.
Do not put the device in the back pocket or hang it on the waist
Excessive force may damage the device, might cause explode

Security Instructions

15

or fire.
If you hit or fall, you may be injured.
Do not drop the device or subject it to strong impact
Otherwise, it may damage the device or battery, cause the device to fail to work normally, or shorten the device life.
It may also cause overheating, burning or other dangers.
Handle and dispose of equipment and chargers carefully
Do not throw battery or device into fire.
Do not place batteries or devices in or on heating devices (such as microwave ovens, ovens, or radiators). The device may explode if overheated.
When disposing of used battery or device, please comply with local regulations.

Security Instructions

16

Do not squeeze or pierce the device.
Do not subject the device to external high voltage, otherwise it may cause internal short circuit and overheating.
Protect equipment, batteries and chargers from damage.
Avoid exposing the device and battery to extremely cold or extremely hot temperatures.
Extreme temperature can damage the device, reduce the charging capacity of the device, and shorten the service life of the device and battery.
Do not use the data cable with the skin peeled off or damaged, and the charger with damaged or not working properly.
Do not store device near or in water heaters, microwave ovens, hot cooking equipment, or high-pressure containers

Security Instructions

17

The battery may leak.
The equipment may overheat and cause a fire.
Do not use or store the device in areas where dust or aeolian materials are concentrated
Dust or foreign objects may cause device damaged, fire or electric shock.
Prevent the charger socket and the smaller end of the charger from contacting conductive materials such as liquid, dust, metal powder, or pencil lead.
Do not touch with sharp tools.Charger socket; do not bump the charger socket
Conductive materials may short-circuit or corrode the contacts, which may cause explosion or fire.

Security Instructions

18

When using a wireless charger, do not place metal objects, magnets, and magnetic stripe cards between the device and the wireless charger.
The device may not charge properly or may overheat.
Do not bite or suck the device or battery
Otherwise, it may damage the equipment or cause an explosion or fire.
Children or animals can suffocate by swallowing small parts.
When children use this device, please make sure they use it correctly.
Do not poke the device or its accessories into your eyes, ears or mouth, otherwise it may cause suffocation or serious injury.

Security Instructions

19

Do not use damaged or leaking batteries. For safe disposal of batteries, please contact the nearest authorized service center.
The device and some accessories (sold separately) contain magnets. The American Heart Association and the British Medicines and Health Products Administration also warned that magnets will affect implantable pacemakers, heart rhythm converters, defibrillators, insulin pumps or other electronic medical devices (collectively referred to as "medical devices") within 15 cm. operating. If you are a user of any of these medical devices, please do not use this device and some accessories (sold separately) before consulting a doctor.

Note

Security Instructions
Failure to comply with safety precautions and regulations can lead to personal injury or property damage
Do not use the device near other electronic devices
Most electronic devices use radio frequency signals. Your device may interfere with other electronic devices.
Equipment with speakers is particularly susceptible to interference.
Do not use your device in places that may be interfered by radio frequency such as hospitals, airplanes or cars
If possible, use the device beyond 37cm of the pacemaker to avoid interference with the pacemaker.
In order to minimize the interference of the device to the pacemaker, please use the device on the side of opposite to the pacemaker.

Security Instructions

21

If you use medical equipment, please contact the medical equipment manufacturer before using this device to determine whether it will be affected by the radio frequency emitted by this device.
During air flight, the use of electronic equipment will interfere with the airplane's electronic navigator. Follow the airline's regulations and the instructions of the "aircraft crew". If the equipment is allowed, please always use the flight mode."
The electronic equipment of the car may malfunction due to radio interference from the equipment. For details, please contact the manufacturer.
Do not place the device in a place with dense smoke or fog
Otherwise, the surface of the device may be damaged or the device may malfunction.
If you use hearing aids and cochlear implants, please contact

Security Instructions

22

the manufacturer for information about radio interference.
The radio frequencies emitted by this device may interfere with certain hearing aids and cochlear implants. Before using this equipment, please contact the manufacturer to determine whether the equipment will be affected by the radio frequencies emitted by this equipment.
Do not use the device near radio frequency devices or instruments (such as audio systems or radio antenna towers)
Radio frequency may cause device malfunction.
Turn off the device in a potentially explosive environment
Always operate in accordance with regulations, instructions and signs in an explosive environment.
Do not use the equipment in gas stations or near flammable materials, chemical agents and explosive areas.

Security Instructions

23

Do not store or carry flammable liquids, gases or explosive materials in boxes containing device or accessories.
If any part of the device is damaged, smokes, or smells of burning things, please stop using the device immediately.
The equipment can not be reused until being repaired by the MOONDROP Service Center.
Broken glass may hurt your hands and face.
If the device emits smoke or the smell of burning things, it may cause the battery to explode or burn.
Please observe all safety warnings and regulations regarding the use of equipment while driving.
Prohibited safely is your primary responsibility while driving. If prohibited by law, please do not use the device while driving.
For the safety of you and others, please follow the safety

Security Instructions

24

warnings and relevant regulations and remember the following tips:
Place the equipment in an easy-to-access location. No need to look away from the road to get the wireless device.
In order to avoid danger, pause the call in traffic jams or bad weather conditions (rain, sleet, snow, ice). Rain and sleet, snow, ice and heavy traffic can cause danger.
Do not record voice memos. Recording a language memo while driving prevents you from focusing on the primary responsibility of driving safely.
According to the traffic situation, decide whether to answer the call reasonably. Answer calls when not moving forward or in traffic jams. Try to call after parking.
Do not engage in nervous or excited conversations to avoid

Security Instructions

25

distraction. Please let the caller know that you are driving.
Properly maintain and use equipment
Keep the equipment dry
Moisture and liquid can damage equipment parts or circuits.
Do not turn on the device when it is wet. If the device is turned on, turn it off (if the device cannot be turned off, please maintain the status of information) and dry the equipment with a towel and contact the local MOONDROP service center.
This equipment is equipped with a built-in liquid indicator. Water damage to the equipment will invalidate the manufacturer's warranty.
The device should be stored on a flat ground.If the device falls, it will be damaged.
The device can be used where the atmosphere temperature is

Security Instructions

26

between 0°C and 35°C. You can store the device where the ambient temperature is between -20 °C and 50 °C. Using or storing the device outside the recommended temperature range may cause damage to the device or shorten battery life
Do not store the device in extremely hot areas, such as in a car in summer, otherwise, the equipment may be damaged or the battery may explode.
Do not expose the device to direct sunlight for a long time, such as on the dashboard of a car. Do not store the device with metal objects such as coins, keys and necklaces.
The device may be scratched or malfunction.
If the battery contacts come in contact with metal objects, it may cause a fire.
Do not store the device near magnetic fields

Security Instructions

27

When exposed to a magnetic field, the device may malfunction or the battery may discharge.
Magnetic stripe cards (including credit cards, phone cards, bank books and boarding cards) may be damaged by magnetic fields.Avoid contact with the device when it is overheated. Otherwise it may cause low temperature burns, redness and skin pigmentation
After using the device for a long time, pay attention to the heating of the device and avoid contact with the skin for too long
Do not sit on the device, or keep in direct contact with your skin for a long time while the device is charging or connected to the power source.
High temperature resistance varies from person to person.

Security Instructions

28

Please pay special attention when using it by children, the elderly,Protect hearing and ears when using earplugs
Excessive exposure to strong sounds can cause hearing loss.
Contact with strong sounds while walking may distract you and cause accidents.
Always turn down the volume before using earplugs, and use only the lowest volume required to listen to conversations or music.
If there are foreign objects on the earplugs, and you wear the earplugs for a long time, it may cause ear infections. Please keep the earplugs dry and clean.
In a dry environment, static electricity may accumulate in the earplugs. Avoid using this earplug in a dry environment, or touch metal objects to discharge static electricity before using

Security Instructions

29

the earplug.
Do not use headphones while driving or riding a horse.
Otherwise, it may distract you and cause accidents. Depending on your area, this may also be illegal.
Precautions for using the device during walking or moving.
Always pay attention to your surroundings to avoid harming yourself or others.
Do not paint or paste paper on the equipment
If you are allergic to the paint or metal parts of the device, it may cause itching, eczema or swelling of the skin. When the above situation occurs, please stop using the device and consult a doctor.
Install the device cautiously

Security Instructions

30

Do not place equipment and accessories in or near the airbag deployment area. If the equipment is improperly placed, the airbag inflates rapidly, which can cause serious injury.
Do not drop the device or cause collision
The device may be damaged or malfunction.
If the device is bent or deformed, it may damage the equipment or cause parts malfunction.
Ensure the longest service life of the battery and charger
If the battery is not used for a long time, the battery may malfunction.
The equipment will discharge if left unused for a long time, and must be recharged before use.
When the equipment is not in use, disconnect the power supply.

Security Instructions

31

The battery can only be used for the designated purpose.
Follow all the instructions in this manual to ensure the longest service life of the device and battery. The manufacturer will not provide warranty for damage or poor performance caused by failure to follow the warnings and instructions.
The equipment may wear out over time. Although some parts and repairs are guaranteed during the validity period, damage or deformation caused by the use of unapproved accessories is not covered by the warranty.
Do not disassemble, modify or repair the equipment
Any changes or modifications to the equipment will cause the manufacturer to not guarantee the equipment. For repairing, please contact your local MOONDROP authorized dealer.
Do not disassemble or pierce the equipment, as this may

Security Instructions

32

cause an explosion or fire.
Do not disassemble or reuse the battery.
When cleaning the equipment, please follow the following advices
Use a soft and dry cloth to wipe the device, use a brush or other tools to remove the ear wax or dirt on the earpiece.
Clean the battery contacts with a dry cloth.
Do not use chemicals or cleaning agents. Otherwise, the surface of the equipment may be discolored or corroded, and it may also cause electric shock or fire.
Prevent the equipment from contact with dust, sweat, ink, oil, and chemical products (such as cosmetics, antibacterial sprays, hand sanitizers, detergents and insecticides).Otherwise, the internal and external parts of the device may be damaged, or

Security Instructions

33

the performance may deteriorate. If the device comes into contact with any of the above-mentioned substances, please wipe it with a soft, lint-free cloth
Do not use the device for any purpose other than the designated purpose
The device may malfunction.
Avoid disturbing others when using the device in public places
Only qualified personnel are allowed to repair the device
If the equipment is repaired by unqualified personnel, the equipment may be damaged and the warranty will not be provided.
Do not distribute copyrighted content
Do not distribute copyrighted material without the permission

Security Instructions

34

of the content owner. This behavior violates copyright law. The manufacturer is not responsible for any legal problems caused by any illegal actions by users against copyrighted content.
Disclaimer
All content and services available through this device belong to third parties and are protected by copyright, patents, trademarks and other intellectual property laws. Such content and services are only for personal non-commercial use. Without the permission of the content owner or service provider, you may not be able to use any content or service. In addition to the above restrictions, unless you have the explicit permission of the application content or service provider, you may not be able to modify, copy, republish,

Security Instructions

35

upload, post, transmit, translate, or repost, any content or service displayed through this device, sell, create new derivative works, develop or distribute in any way.
Third-party content and services are provided. For any purpose, MOONDROP Company does not provide any express or implied guarantees for the content or services provided. MOONDROP Co. expressly declares that it does not assume any implicit guarantees, or through regulations, common law, or other means (including but not limited to marketability or applicability for specific purposes) recognized terms or conditions. In any case (including negligence), any content or service provided through this device, Even if it has been notified in advance that there is a possibility of such damage, whether it is in contract or tort, any direct, indirect, accidental, special or corresponding loss

Security Instructions

36

or damage compensation costs, attorney fees, various expenses or any resulting from other losses or damages, or connecting any information obtained, or the results caused by you or any third party using any content or service, MOONDROP Co. does not guarantees for its accuracy, validity, timeliness, legality or completeness."
Third-party services may be stopped or interrupted at any time, and MOONDROP Co. is not responsible or guarantees for any content or the time period during which the service is available. The content and services are transmitted by third parties through networks and transmission equipment outside the control of MOONDROP. In addition to the generality of the exemption clause, MOONDROP also expressly stated that it does not assume any responsibility or obligation for any interruption or delay of any content or

Security Instructions

37

service applicable to this device.
MOONDROP Co has neither responsibility nor obligation for customer service involving content and services. Any service requirements related to content or services should be directly borne by the content and service providers.

Security Instructions

38

Content of hazardous substances in products
This form is compiled in accordance with SJ/T 11354.
O indicates that the amount of the hazardous substance in all homogeneous materials of the part is below the limit requirement specified in GB/T 26572-2011. X indicates that the content of the hazardous substance in at least one of the homogeneous materials of the part exceeds the limit requirement specified in GB/T 26572-2011, and there is currently no mature alternative in the industry. Please handle such parts or substances properly to avoid impact on the environment and human.
Name Lead (Pb) Mercury (Hg) Hexavalent Chromium (CrO3) Polybrominated biphenyls (BBS) Poly Australian Diphenyl Ether (PBDE)

Component	Lead (Pb)	Mercury (Hg)	Hexavalent Chromium (CrO3)	Polybrominated biphenyls (BBS)	Poly Australian Diphenyl Ether (PBDE)
Circuit components	X	O	O	O	O
Metal parts	O	O	O	O	O
Plastic parts	O	O	O	O	O
Speaker	O	O	O	O	O
Battery	X	O	O	O	O
Annex	X	O	O	O	O

PDF
RoHS
10

FCC Warning:

This equipment has been tested and found to comply with the limits for a Class B digital device, pursuant to part 15 of the FCC Rules. These limits are designed to provide reasonable protection against harmful interference in a residential installation. This equipment generates, uses and can radiate radio frequency energy and, if not installed and used in accordance with the instructions, may cause harmful interference to radio communications. However, there is no guarantee that interference will not occur in a particular installation. If this equipment does cause harmful interference to radio or television reception, which can be determined by turning the equipment off and on, the user is encouraged to try to correct the interference by one or more of the following measures:

- Reorient or relocate the receiving antenna.
- Increase the separation between the equipment and receiver.
- Connect the equipment into an outlet on a circuit different from that to which the receiver is connected.
- Consult the dealer or an experienced radio/TV technician for help.

Caution: Any changes or modifications to this device not explicitly approved by manufacturer could void your authority to operate this equipment.

This device complies with part 15 of the FCC Rules. Operation is subject to the following two conditions:

(1) This device may not cause harmful interference, and (2) this device must accept any interference received, including interference that may cause undesired operation.

This equipment complies with FCC radiation exposure limits set forth for an uncontrolled environment. This equipment should be installed and operated with minimum distance 0cm between the radiator and your body.

ISED Statement

- English: This device contains licence-exempt transmitter(s)/receiver(s) that comply with Innovation, Science and Economic Development Canada's licence-exempt RSS(s). Operation is subject to the following two conditions:

(1) This device may not cause interference.

(2) This device must accept any interference, including interference that may cause undesired operation of the device.

- French: Cet appareil contient des émetteurs/récepteurs exempts de licence qui sont conformes aux CNR exempts de licence d'Innovation, Sciences et Développement économique Canada. Le fonctionnement est soumis aux deux conditions suivantes :

(1) Cet appareil ne doit pas causer d'interférences.

(2) Cet appareil doit accepter toute interférence, y compris les interférences susceptibles de provoquer un fonctionnement indésirable de l'appareil.

This device meets the exemption from the routine evaluation limits in section 2.5 of RSS 102 and compliance with RSS 102 RF exposure, users can obtain Canadian information on RF exposure and compliance.

cet appareil est conforme à l'exemption des limites d'évaluation courante dans la section 2.5 du cnr - 102 et conformité avec rss 102 de l'exposition aux rf, les utilisateurs peuvent obtenir des données canadiennes sur l'exposition aux champs rf et la conformité.

This equipment complies with Canada radiation exposure limits set forth for an uncontrolled environment.

This equipment should be installed and operated with minimum distance 0cm between the radiator & your body.

Cet équipement est conforme Canada limites d'exposition aux radiations dans un environnement non contrôlé.

Cet équipement doit être installé et utilisé avec une distance minimale de 0 cm entre le radiateur et votre corps.