Mode	36	
	Band Edge - L	
	U-NII-3_5.725-5.85_802.11ac VHT80_CH155_5775MHz	
ANT	SISO	
Pol.	Vertical	Fundamental
Peak	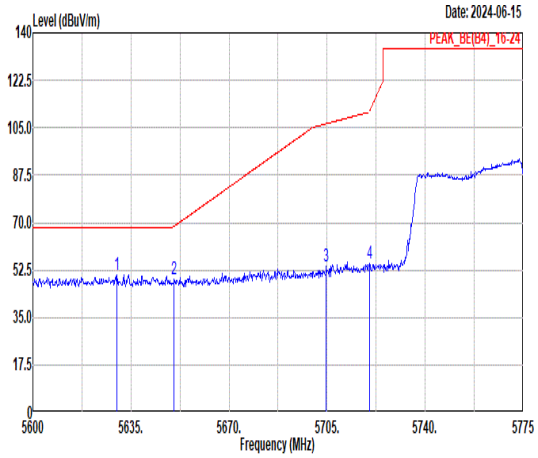 Freq Level Limit Line Margin Read Level Ant Factor Cable Loss Preamp Factor APos TPos Remark MHz dBuV/m dBuV/m dB dBuV dB/m dB dB cm deg 1 5630.10 50.72 68.30 -17.58 39.92 34.98 8.32 32.50 100 276 PEAK 2 5650.40 49.23 68.60 -19.37 38.34 34.99 8.40 32.50 100 276 PEAK 3 5704.65 54.06 106.50 -52.44 42.94 35.02 8.60 32.50 100 276 PEAK 4 5720.05 54.74 110.91 -56.17 43.55 35.03 8.66 32.50 100 276 PEAK	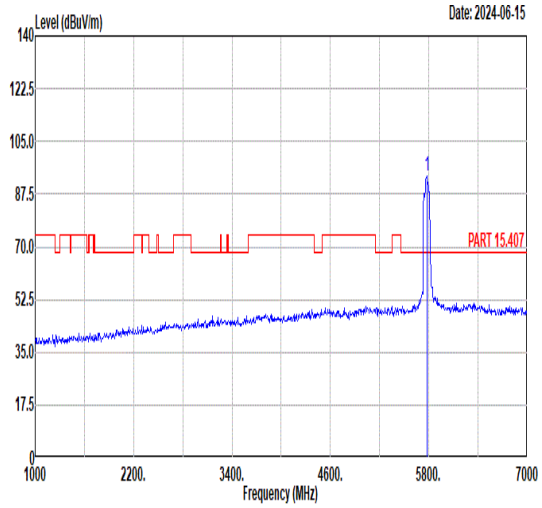 Freq Level Limit Line Margin Read Level Ant Factor Cable Loss Preamp Factor APos TPos Remark MHz dBuV/m dBuV/m dB dBuV dB/m dB dB cm deg 1 5775.00 93.33 ------ ------ 81.91 35.06 8.86 32.50 100 276 PEAK
Avg	Blank	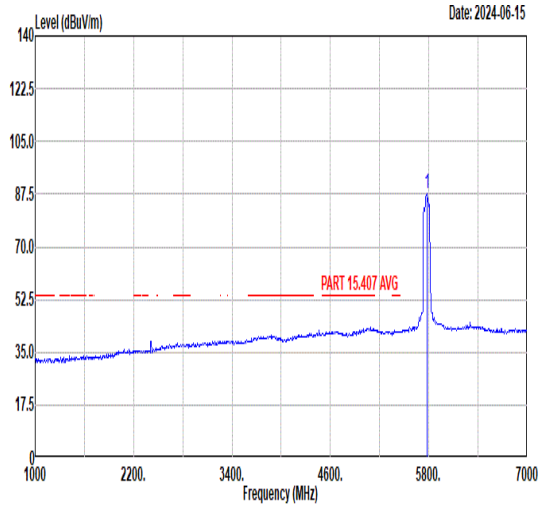 Freq Level Limit Line Margin Read Level Ant Factor Cable Loss Preamp Factor APos TPos Remark MHz dBuV/m dBuV/m dB dBuV dB/m dB dB cm deg 1 5775.00 87.57 ------ ------ 76.15 35.06 8.86 32.50 100 276 AVERAGE

Mode	36	
	Band Edge - R	
	U-NII-3_5.725-5.85_802.11ac VHT80_CH155_5775MHz	
ANT	SISO	
Pol.	Vertical	Fundamental
Peak	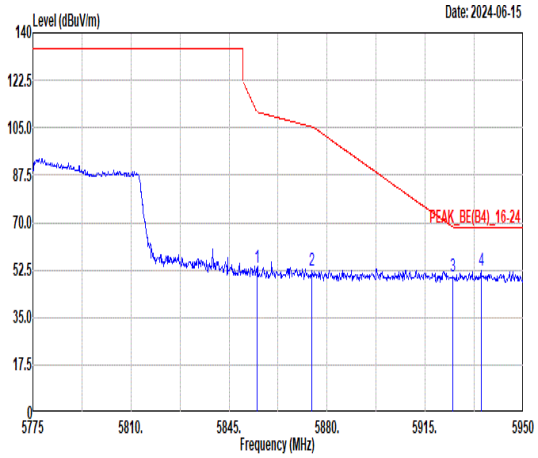 Freq Level Limit Line Margin Read Level Ant Factor Cable Loss Preamp Factor APos TPos Remark MHz dBuV/m dBuV/m dB dBuV dB/m dB dB cm deg 1 5854.98 53.55 110.86 -57.31 42.07 35.11 8.87 32.50 100 276 PEAK 2 5874.58 52.36 105.32 -52.96 40.89 35.12 8.85 32.50 100 276 PEAK 3 5924.98 50.23 68.22 -17.99 38.78 35.16 8.79 32.50 100 276 PEAK 4 5934.95 52.09 68.30 -16.21 40.65 35.16 8.78 32.50 100 276 PEAK	Blank

Mode	36	
	Harmonic	
	U-NII-3_5.725-5.85_802.11ac VHT80_CH155_5775MHz	
ANT	SISO	
Pol.	Horizontal	Vertical
Peak Avg	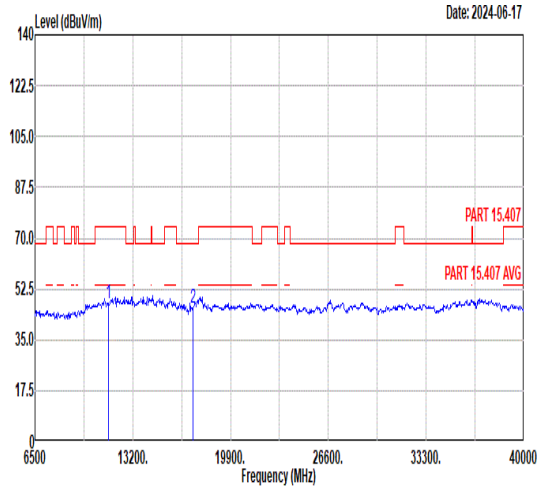 Freq Level Limit Line Margin Read Level Ant Factor Cable Loss Preamp Factor APos TPos Remark MHz dBuV/m dBuV/m dB dBuV dB/m dB dB cm deg 1 11550.00 47.66 74.00 -26.34 56.03 37.84 11.48 57.69 -- -- Peak 2 17325.00 45.73 68.30 -22.57 49.97 40.41 13.19 57.84 -- -- Peak	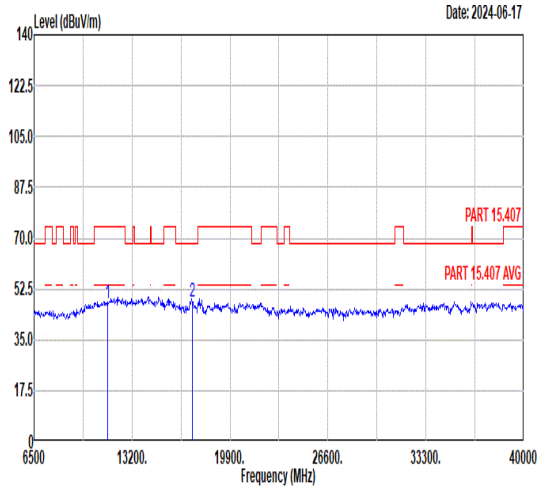 Freq Level Limit Line Margin Read Level Ant Factor Cable Loss Preamp Factor APos TPos Remark MHz dBuV/m dBuV/m dB dBuV dB/m dB dB cm deg 1 11550.00 47.45 74.00 -26.55 55.82 37.84 11.48 57.69 -- -- Peak 2 17325.00 47.87 68.30 -20.43 52.11 40.41 13.19 57.84 -- -- Peak

Note: Only the worst case has assessed 18G ~40GHz to test.

Mode	37	
	LF	
	U-NII-2A_5.25-5.35_802.11n HT40_CHLF_5310MHz	
ANT	SISO	
Pol.	Horizontal	Vertical
Peak	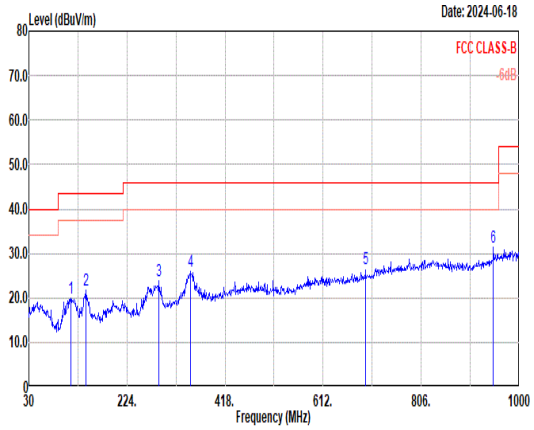	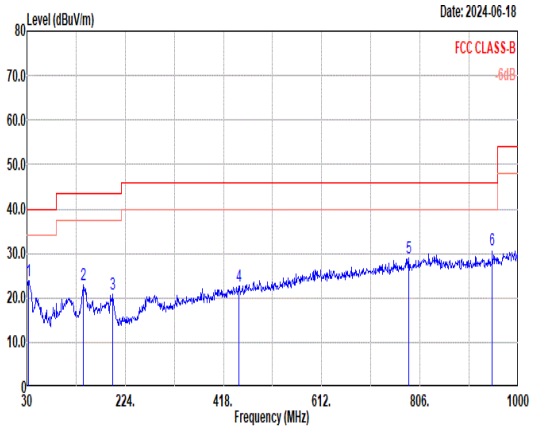

Horizontal:

	Freq	Level	Limit Line	Margin	Read Level	Ant Factor	Cable Loss	Preamp Factor	APos	TPos	Remark
	MHz	dBuV/m	dBuV/m	dB	dBuV	dB/m	dB	dB	cm	deg	
1	113.42	19.88	43.50	-23.62	37.52	16.00	1.13	34.77	--	--	Peak
2	142.52	21.81	43.50	-21.69	36.93	18.35	1.25	34.72	--	--	Peak
3	287.05	23.91	46.00	-22.09	38.06	18.72	1.76	34.63	--	--	Peak
4	349.13	25.91	46.00	-20.09	38.37	20.20	1.94	34.60	--	--	Peak
5	695.42	26.71	46.00	-19.29	31.30	27.02	2.80	34.41	--	--	Peak
6	948.59	31.41	46.00	-14.59	32.71	29.74	3.26	34.30	--	--	Peak

Vertical:

	Freq	Level	Limit Line	Margin	Read Level	Ant Factor	Cable Loss	Preamp Factor	APos	TPos	Remark
	MHz	dBuV/m	dBuV/m	dB	dBuV	dB/m	dB	dB	cm	deg	
1	33.88	23.98	40.00	-16.02	39.82	18.46	0.57	34.87	--	--	Peak
2	141.55	23.03	43.50	-20.47	38.23	18.27	1.25	34.72	--	--	Peak
3	198.78	20.84	43.50	-22.66	38.01	16.05	1.48	34.70	--	--	Peak
4	448.07	22.62	46.00	-23.38	32.19	22.70	2.23	34.50	--	--	Peak
5	783.69	29.09	46.00	-16.91	32.66	27.76	3.00	34.33	--	--	Peak
6	948.59	30.69	46.00	-15.31	31.99	29.74	3.26	34.30	--	--	Peak

Mode	38	
	LF	
	U-NII-3_5.725-5.85_802.11ac VHT80_CHLF_5775MHz	
ANT	SISO	
Pol.	Horizontal	Vertical
Peak	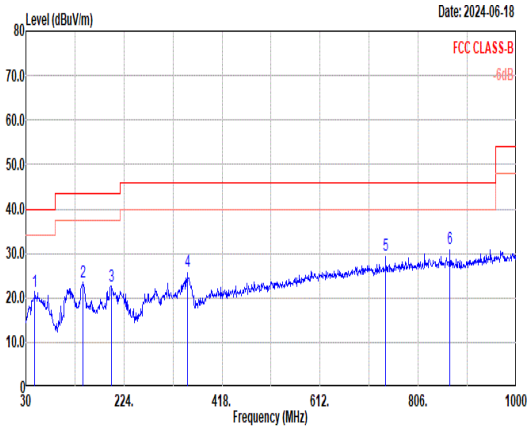	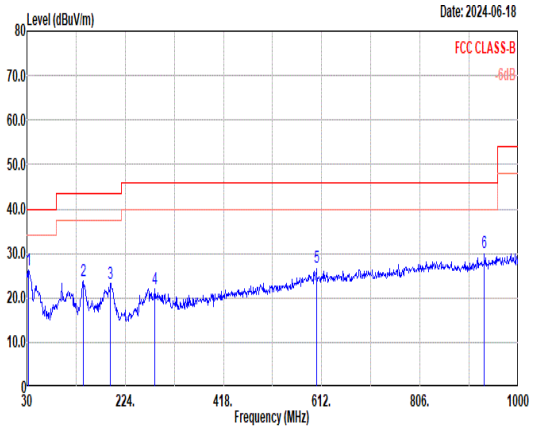

	Freq	Level	Limit Line	Margin	Read Level	Ant Factor	Cable Loss	Preamp Factor	APos	TPos	Remark
	MHz	dBuV/m	dBuV/m	dB	dBuV	dB/m	dB	dB	cm	deg	
1	47.46	21.37	40.00	-18.63	36.06	19.62	0.69	35.00	--	--	Peak
2	143.49	23.41	43.50	-20.09	38.44	18.43	1.26	34.72	--	--	Peak
3	198.78	22.67	43.50	-20.83	39.84	16.05	1.48	34.70	--	--	Peak
4	349.13	25.89	46.00	-20.11	38.35	20.20	1.94	34.60	--	--	Peak
5	741.98	29.50	46.00	-16.50	33.46	27.51	2.93	34.40	--	--	Peak
6	869.05	31.12	46.00	-14.88	33.57	28.73	3.12	34.30	--	--	Peak

	Freq	Level	Limit Line	Margin	Read Level	Ant Factor	Cable Loss	Preamp Factor	APos	TPos	Remark
	MHz	dBuV/m	dBuV/m	dB	dBuV	dB/m	dB	dB	cm	deg	
1	33.88	26.20	40.00	-13.80	42.04	18.46	0.57	34.87	--	--	Peak
2	140.58	23.85	43.50	-19.65	39.13	18.20	1.24	34.72	--	--	Peak
3	194.90	23.34	43.50	-20.16	40.29	16.28	1.47	34.70	--	--	Peak
4	282.20	22.09	46.00	-23.91	36.42	18.57	1.74	34.64	--	--	Peak
5	601.33	26.99	46.00	-19.01	32.89	26.09	2.61	34.60	--	--	Peak
6	933.07	30.17	46.00	-15.83	31.87	29.38	3.22	34.30	--	--	Peak

Mode	39	
	Band Edge - L	
	Co-location_5.25-5.35_802.11n HT40_CH62_5310MHz+LTE B13	
ANT	-	
Pol.	Horizontal	Fundamental
Peak	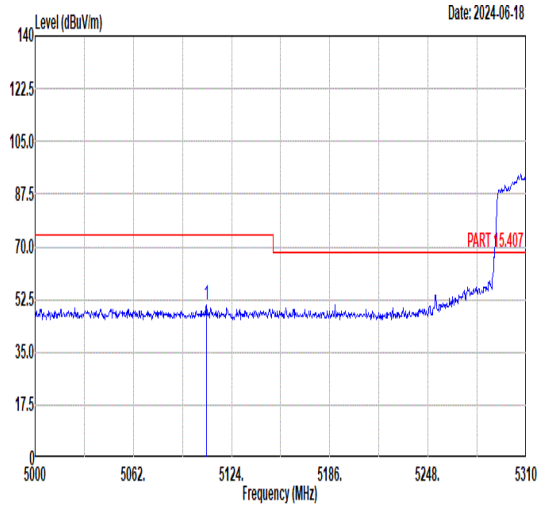 Freq Level Limit Line Margin Read Level Ant Factor Cable Loss Preamp Factor APos TPos Remark MHz dBuV/m dBuV/m dB dBuV dB/m dB dB cm deg 1 5108.19 50.57 74.00 -23.43 40.75 34.59 7.89 32.66 100 204 PEAK	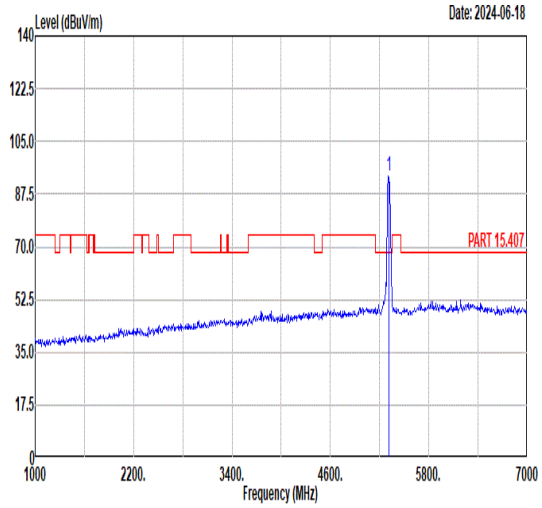 Freq Level Limit Line Margin Read Level Ant Factor Cable Loss Preamp Factor APos TPos Remark MHz dBuV/m dBuV/m dB dBuV dB/m dB dB cm deg 1 5310.00 93.54 68.30 25.24 83.14 34.75 8.22 32.57 100 204 PEAK
Avg	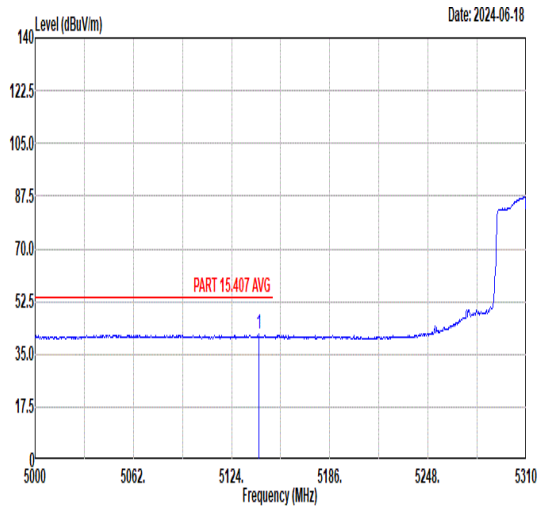 Freq Level Limit Line Margin Read Level Ant Factor Cable Loss Preamp Factor APos TPos Remark MHz dBuV/m dBuV/m dB dBuV dB/m dB dB cm deg 1 5141.36 41.54 54.00 -12.46 31.66 34.61 7.91 32.64 100 204 AVERAGE	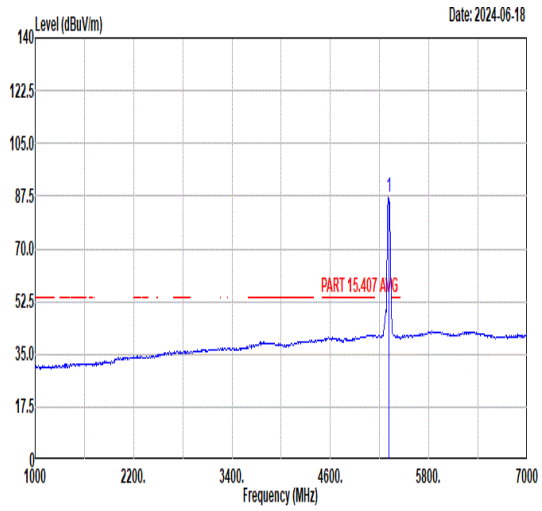 Freq Level Limit Line Margin Read Level Ant Factor Cable Loss Preamp Factor APos TPos Remark MHz dBuV/m dBuV/m dB dBuV dB/m dB dB cm deg 1 5310.00 87.13 ------ ------ 76.73 34.75 8.22 32.57 100 204 AVERAGE

Mode	39	
	Band Edge - R	
	Co-location_5.25-5.35_802.11n HT40_CH62_5310MHz+LTE B13	
ANT	SISO	
Pol.	Horizontal	Fundamental
Peak	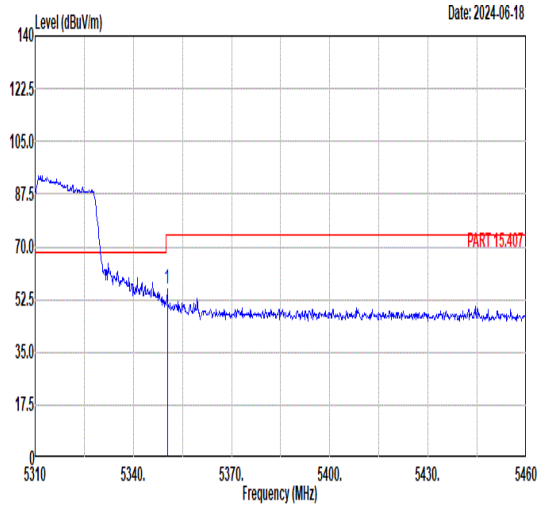 Freq Level Limit Line Margin Read Level Ant Factor Cable Loss Preamp Factor APos TPos Remark MHz dBuV/m dBuV/m dB dBuV dB/m dB dB cm deg 1 5350.35 55.80 74.00 -18.20 45.25 34.78 8.33 32.56 100 204 PEAK	Blank
Avg	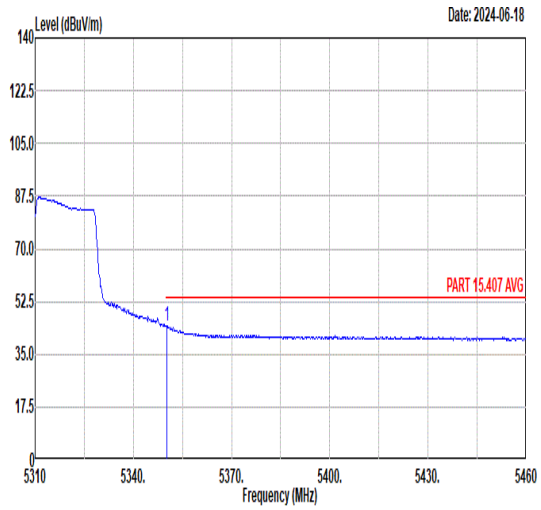 Freq Level Limit Line Margin Read Level Ant Factor Cable Loss Preamp Factor APos TPos Remark MHz dBuV/m dBuV/m dB dBuV dB/m dB dB cm deg 1 5350.20 44.45 54.00 -9.55 33.90 34.78 8.33 32.56 100 204 AVERAGE	Blank

Mode	39	
	Band Edge - L	
	Co-location_5.25-5.35_802.11n HT40_CH62_5310MHz+LTE B13	
ANT	SISO	
Pol.	Vertical	Fundamental
Peak	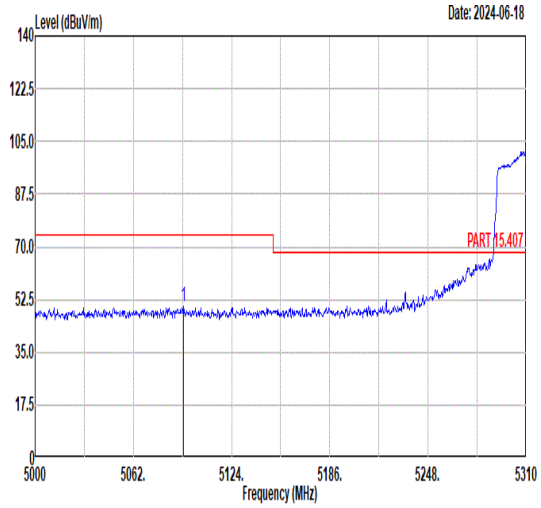 Freq Level Limit Line Margin Read Level Ant Factor Cable Loss Preamp Factor APos TPos Remark MHz dBuV/m dBuV/m dB dBuV dB/m dB dB cm deg 1 5093.62 50.08 74.00 -23.92 40.28 34.58 7.88 32.66 108 227 PEAK	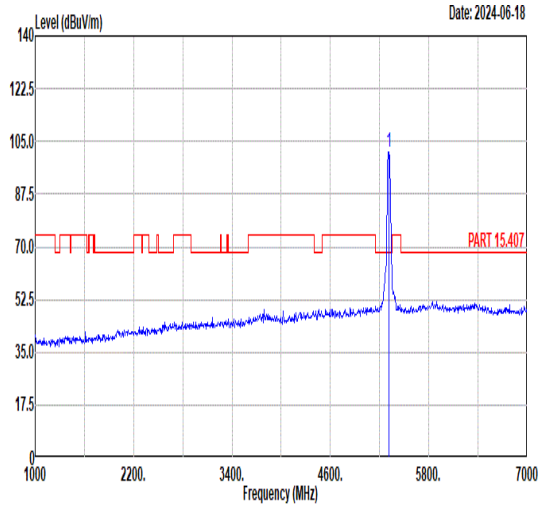 Freq Level Limit Line Margin Read Level Ant Factor Cable Loss Preamp Factor APos TPos Remark MHz dBuV/m dBuV/m dB dBuV dB/m dB dB cm deg 1 5310.00 101.36 68.30 33.06 90.95 34.75 8.23 32.57 108 227 PEAK
Avg	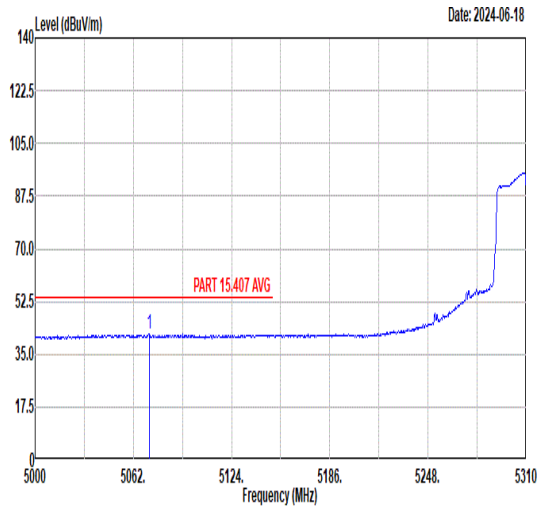 Freq Level Limit Line Margin Read Level Ant Factor Cable Loss Preamp Factor APos TPos Remark MHz dBuV/m dBuV/m dB dBuV dB/m dB dB cm deg 1 5071.92 41.58 54.00 -12.42 31.82 34.56 7.87 32.67 108 227 AVERAGE	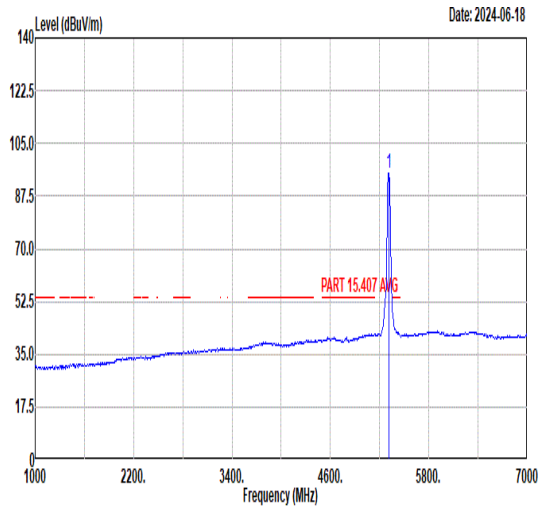 Freq Level Limit Line Margin Read Level Ant Factor Cable Loss Preamp Factor APos TPos Remark MHz dBuV/m dBuV/m dB dBuV dB/m dB dB cm deg 1 5310.00 95.23 ------ ------ 84.82 34.75 8.23 32.57 108 227 AVERAGE

Mode	39	
	Band Edge - R	
	Co-location_5.25-5.35_802.11n HT40_CH62_5310MHz+LTE B13	
ANT	SISO	
Pol.	Vertical	Fundamental
Peak	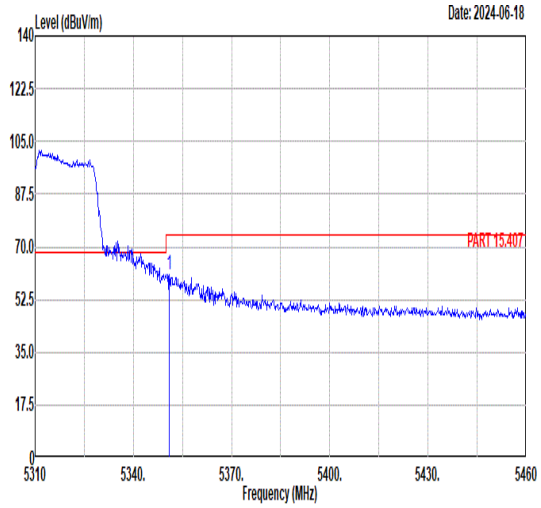 Freq Level Limit Line Margin Read Level Ant Factor Cable Loss Preamp Factor APos TPos Remark MHz dBuV/m dBuV/m dB dBuV dB/m dB dB cm deg 1 5350.95 60.86 74.00 -13.14 50.31 34.78 8.33 32.56 108 227 PEAK	Blank
Avg	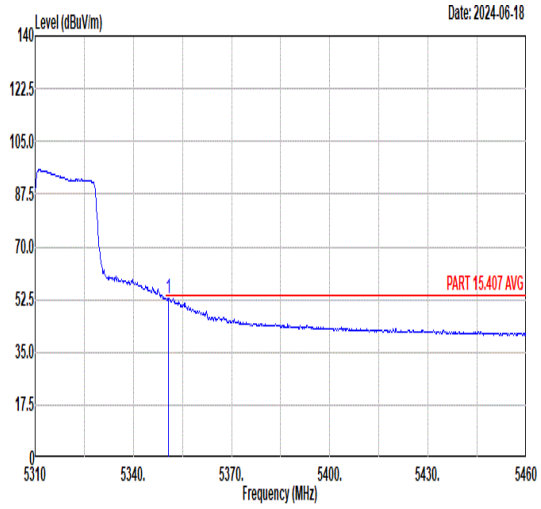 Freq Level Limit Line Margin Read Level Ant Factor Cable Loss Preamp Factor APos TPos Remark MHz dBuV/m dBuV/m dB dBuV dB/m dB dB cm deg 1 5350.80 52.92 54.00 -1.08 42.37 34.78 8.33 32.56 108 227 AVERAGE	Blank

Mode	39	
	Harmonic	
	Co-location_5.25-5.35_802.11n HT40_CH62_5310MHz+LTE B13	
ANT	SISO	
Pol.	Horizontal	Vertical
Peak Avg	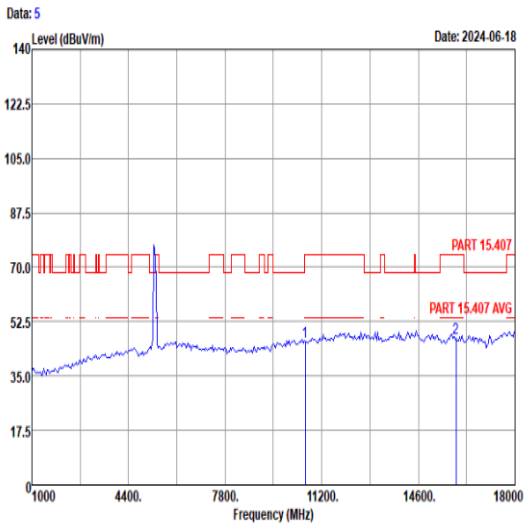 Freq Level Over Limit Limit Line ReadAntenna Level Factor Cable Loss Preamp Factor A/Pos T/Pos Remark MHz dBuV/m dB dBuV/m dBuV dB/m dB dB cm deg 1 10620.00 46.17 -27.83 74.00 56.43 37.52 10.93 58.71 --- --- Peak 2 15930.00 47.24 -26.76 74.00 54.63 39.24 12.70 59.33 --- --- Peak	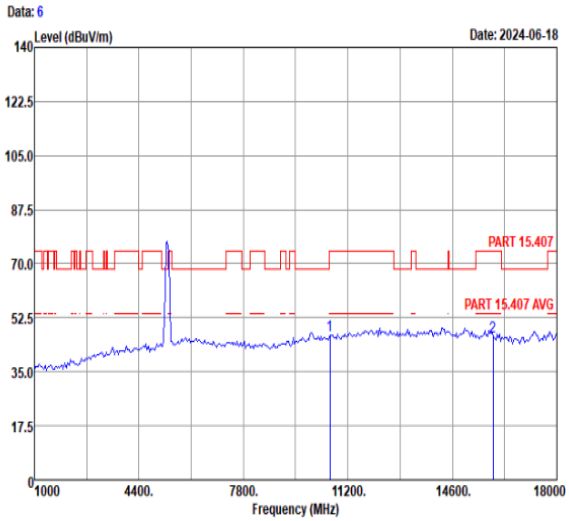 Freq Level Over Limit Limit Line ReadAntenna Level Factor Cable Loss Preamp Factor A/Pos T/Pos Remark MHz dBuV/m dB dBuV/m dBuV dB/m dB dB cm deg 1 10620.00 46.74 -27.26 74.00 57.00 37.52 10.93 58.71 --- --- Peak 2 15930.00 46.38 -27.62 74.00 53.77 39.24 12.70 59.33 --- --- Peak

Note: For all plots above, the over limit line signals are Fundamental signal which can be ignored.

Appendix D. Duty Cycle Plots

Band	Duty Cycle(%)	T(ms)	1/T(kHz)	VBW Setting
802.11a	96.97	1.391	0.719	1KHz
802.11n HT20	96.77	1.304	0.767	1KHz
802.11n HT40	93.73	0.649	1.540	3KHz
802.11ac VHT80	88.54	0.325	3.080	10KHz

802.11a

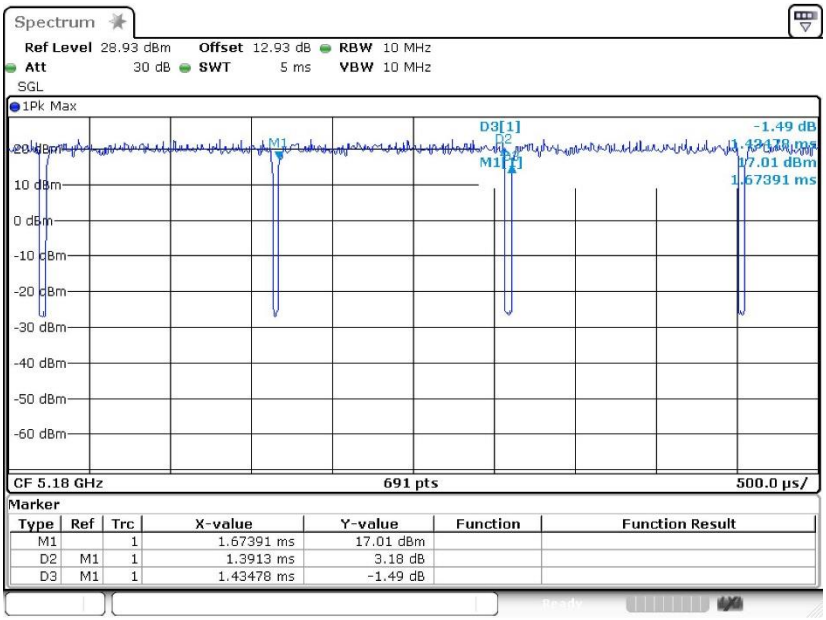

802.11n HT20

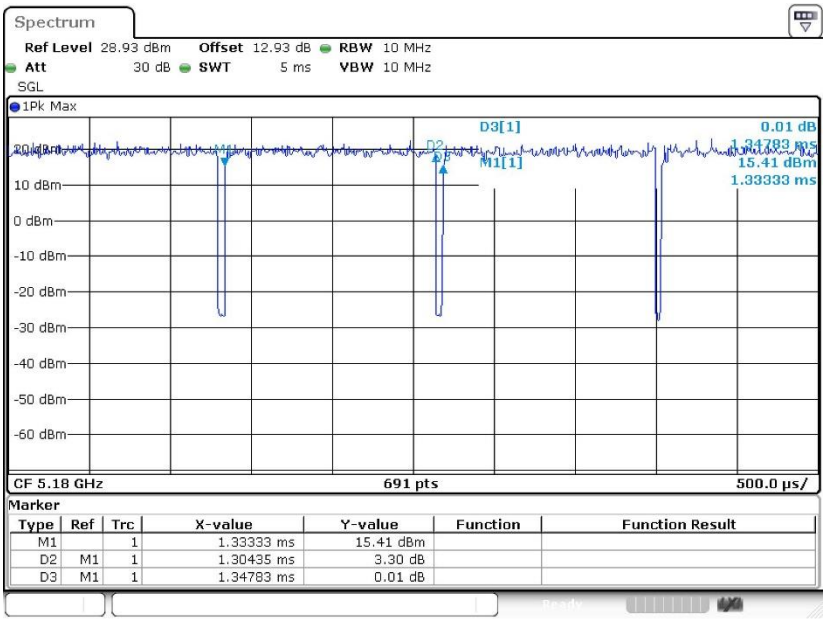

802.11n HT40

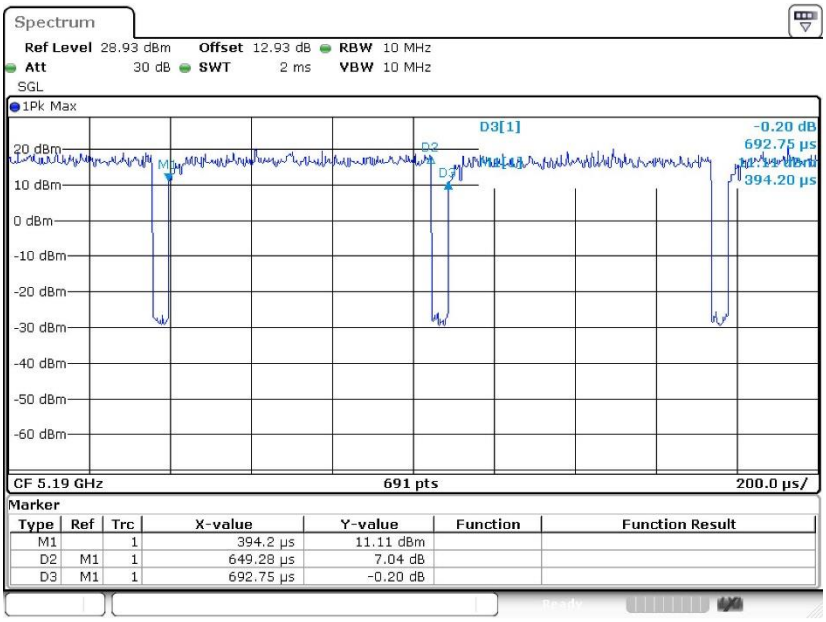
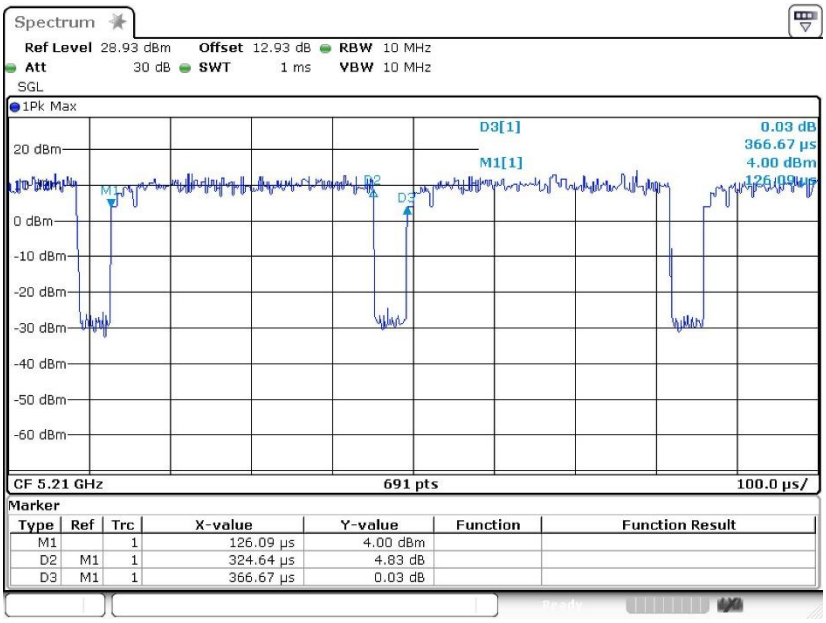
802.11ac VHT80