

FRONT VIEW


NORTEK SECURITY & CONTROL, LLC

BRIDGE

MODEL: MMS100

FCC SUBPART B AND C – RADIATED EMISSIONS – 30 MHz to 1000 MHz

**PHOTOGRAPH SHOWING THE EUT CONFIGURATION
FOR MAXIMUM EMISSIONS**



REAR VIEW


NORTEK SECURITY & CONTROL, LLC

BRIDGE

MODEL: MMS100

FCC SUBPART B AND C – RADIATED EMISSIONS – 30 MHz to 1000 MHz

**PHOTOGRAPH SHOWING THE EUT CONFIGURATION
FOR MAXIMUM EMISSIONS**




FRONT VIEW

NORTEK SECURITY & CONTROL, LLC
BRIDGE

MODEL: MMS100

FCC SUBPART B AND C – RADIATED EMISSIONS – ABOVE 1 GHz

**PHOTOGRAPH SHOWING THE EUT CONFIGURATION
FOR MAXIMUM EMISSIONS**



REAR VIEW


NORTEK SECURITY & CONTROL, LLC

BRIDGE

MODEL: MMS100

FCC SUBPART B AND C – RADIATED EMISSIONS – ABOVE 1 GHz

**PHOTOGRAPH SHOWING THE EUT CONFIGURATION
FOR MAXIMUM EMISSIONS**



FRONT VIEW

NORTEK SECURITY & CONTROL, LLC
BRIDGE
MODEL: MMS100
FCC SUBPART B AND C – CONDUCTED EMISSIONS

**PHOTOGRAPH SHOWING THE EUT CONFIGURATION
FOR MAXIMUM EMISSIONS**

Brea Division
114 Olinda Drive
Brea, CA 92823
(714) 579-0500

Newbury Park Division
1050 Lawrence Drive
Newbury Park, CA 91320
(805) 480-4044

Lake Forest Division
20621 Pascal Way
Lake Forest, CA 92630
(949) 587-0400



REAR VIEW

NORTEK SECURITY & CONTROL, LLC

BRIDGE

MODEL: MMS100

FCC SUBPART B AND C – CONDUCTED EMISSIONS

**PHOTOGRAPH SHOWING THE EUT CONFIGURATION
FOR MAXIMUM EMISSIONS**