

# CLANDESTINE

## DEVICES



# COMPANION

WEARABLE REMOTE CONTROLLED VIBRATOR

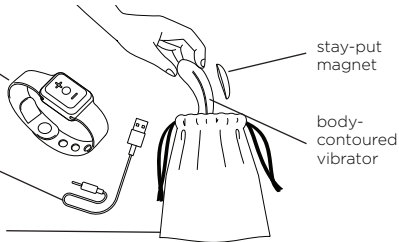
USER GUIDE



wearable remote  
with detachable  
bands

5V USB  
Charging Cable

silk carrying pouch



Take your foreplay to a finish with **COMPANION** by award winning Clandestine Devices. **COMPANION** is artfully designed to connect the mind and body for a sensational experience. You or your partner can control multiple patterns and intensities of whisper-quiet vibrations with or without the remote. Velvety wings and a stay-put magnet keep the rechargeable **COMPANION** in place, allowing you to take your fantasies anywhere even underwater.

With its slim, contoured fit, **COMPANION** molds to all body shapes and sizes with comfort. Pleasure and control become wearable with the covert remote featuring a detachable smart watch band. Clandestine Devices takes pride in crafting products made from supple and body-safe materials. There's nothing like giving your partner the controls for spontaneous, unexpected orgasms.

## GETTING STARTED

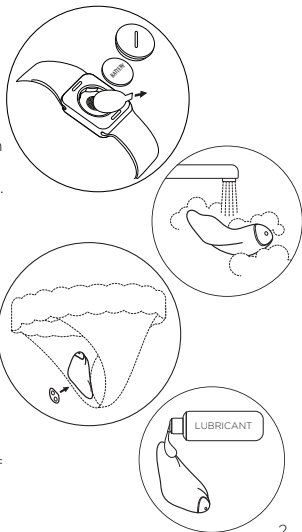
1. Before first use, charge your **COMPANION** for 2 hours for a full charge. The 5V USB charging cable can be plugged into any 5V USB port or USB/ AC power adapter (not included).

2. Remove insulation film inside the remote.

3. Wash your **COMPANION** with luke-warm water and a respected antibacterial soap.

4. Attach your **COMPANION** to your panties using the stay-put magnet.

5. Lubricate your **COMPANION**, if you desire, using a water-based lubricant of your choice.



6. Turn on your **COMPANION** by pressing the center circle at the base of the vibrator.

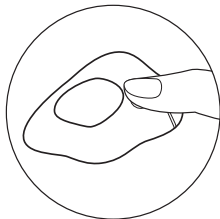
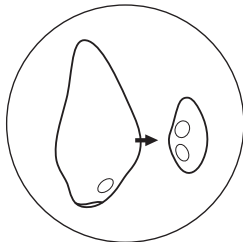
7. Turn on the remote control by pressing the center circle.

8. Your **COMPANION** will power on at the lowest intensity. To increase or decrease the vibration intensity, press and release the + and - located on the remote control.

9. To change the vibration pattern on your **COMPANION**, press and release the center circle.

10. To use your **COMPANION** without the remote, press and release the center circle to change intensity and vibration pattern.

11. To power off your **COMPANION**, press and hold the center circle for approximately 2 seconds.



Power off  
Press & Hold for 2 sec.

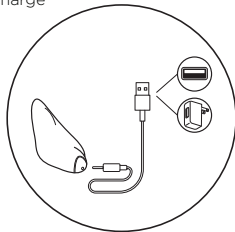
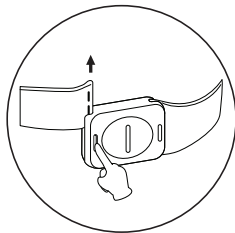
12. To power off the remote, press and hold the center circle for approximately 2 seconds.

13. To change the strap, press the middle button underneath the remote to slide out.

\*Flashing Light = Charging

\*Solid Light = Fully Charged

\*Rapid Flashing Light = Low Battery, please charge



## TRAVEL LOCK

- While your **COMPANION** is powered OFF, simultaneously press and hold the center circle for 3 seconds. Flashing light will indicate the item is locked.

- To unlock, simply press and hold the center circle again for 3 seconds or charge to unlock with the charging cable. Flashing light will indicate the item is unlocked.



Hold for 3 seconds  
when locking & unlocking

## VIBRATION PATTERNS

1. Steady Vibration x 25%

2. Steady Vibration x 50%

3. Steady Vibration x 75%

4. Steady Vibration x 100%

5. Throb

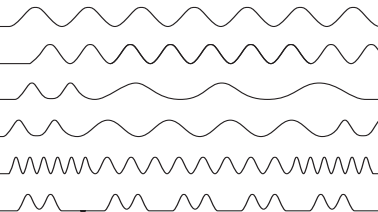
6. Quiver

7. Chandelle

8. Surge

9. Caress

10. True Pulse



\*above 10 patterns for the manual control without remote

\*4th to 10th pattern only for remote control

## DEVICE CARE

1. Your **COMPANION** can be used with a premium water-based lubricant, if desired, but it is not recommended to use silicone-based lubricants with this product. Never use oil-based products or hand cream for use with your most sensitive areas.

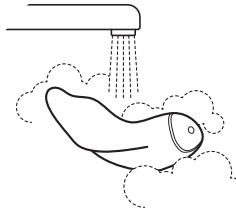
Feel free to contact us at [care@clandestinedevices.com](mailto:care@clandestinedevices.com) or see an associate where you purchased your **COMPANION** for more details.



2. To properly clean your **COMPANION**, we recommend washing with luke-warm water and a respected antibacterial soap.

Your **COMPANION** is fully waterproof to make cleaning simple. Rinse, clean, and pat dry using a lint-free cloth or towel. Please avoid leaving your **COMPANION** in direct sunlight or extreme heat.

The charging port is protected while fully immersed in water. If your **COMPANION** appears to function abnormally, turn OFF and contact us at [care@clandestinedevices.com](mailto:care@clandestinedevices.com)



For more information on how to use your **COMPANION** please scan the code below or go to [ClandestineDevices.com](http://ClandestineDevices.com)



If you have any questions, comments, or concerns please e-mail us at [care@clandestinedevices.com](mailto:care@clandestinedevices.com)

## SPECIFICATIONS

<b>MATERIALS</b>	Body-Safe ABS / Silicone
<b>BATTERY</b>	200mAh / 3.7v
<b>CHARGING</b>	70 mins
<b>MAX NOISE LEVEL</b>	68db
<b>INTERFACE</b>	1 Button on device 3 Buttons on remote

## DISPOSAL INFORMATION

Disposal of old electronic equipment (applicable in the EU and other European countries with separate waste collection systems):



The crossed-out dustbin symbol indicates that these items should not be treated as household waste, but rather brought to the appropriate collection point for recycling electrical and electronic equipment.

Sold as a Novelty only. Made and packaged in China. All rights reserved. The shape and appearance of the products in this guide are a trademark and trade dress of Clandestine Devices.

**WARNING:** This product is for adults only. To avoid injury or aggravation of pre-existing conditions, this device should not be used on swollen or inflamed areas or skin lacerations. This product contains magnets. Keep magnets away from anything sensitive to magnetic fields such as body jewelry and electronics. Magnets may affect the functioning of pacemakers and implanted heart defibrillators. To avoid electric shock, do not use charger near water. No medical claims are warranted or implied by the use of this product.

Your **COMPANION** comes with a 1 year manufacturer's warranty.

# SUPPLIER'S DECLARATION OF CONFORMITY

Brand name: **COMPANION<sup>®</sup>**  
Product name: Remote Control Companion  
Model No: CD003-COR

This device complies with part 15 of the FCC Rules. Operation is subject to the following two conditions: (1) This device may not cause harmful interference, and (2) this device must accept any interference received, including interference that may cause undesired operation.

Supplier's Name: Clandestine Devices LLC  
Supplier's Address: 19860 Nordho Pl, Chatsworth,  
CA USA,91311

Supplier's Phone number: +1-818-727-0573  
Supplier's E-mail address: care@clandestinedevices.com

## FCC Statement

This equipment has been tested and found to comply with the limits for a Class B digital device, pursuant to part 15 of the FCC Rules. These limits are designed to provide reasonable protection against harmful interference in a residential installation. This equipment generates uses and can radiate

radio frequency energy and, if not installed and used in accordance with the instructions, may cause harmful interference to radio communications. However, there is no guarantee that interference will not occur in a particular installation. If this equipment does cause harmful interference to radio or television reception, which can be determined by turning the equipment off and on, the user is encouraged to try to correct the interference by one or more of the following measures:

- Reorient or relocate the receiving antenna.
- Increase the separation between the equipment and receiver.
- Connect the equipment into an outlet on a circuit different from that to which the receiver is connected.
- Consult the dealer or an experienced radio/TV technician for help.

This device complies with FCC radiation exposure limits set forth for an uncontrolled environment.

This device complies with Part 15 of the FCC Rules. Operation is subject to the following two conditions: (1) this device may not cause harmful interference, and (2) this device must accept any interference received, including interference that may cause undesired operation.

## Caution!

Any changes or modifications not expressly approved by the party responsible for compliance could void the user's authority to operate the equipment.



# RED DECLARATION

## EC Declaration of Conformity

In accordance with EN ISO 17050-1:2004

We: Clandestine Devices LLC  
of: 19860 Nordho Pl, Chatsworth, CA USA, 91311

*in accordance with the following Directive(s)*

2014/53/EU Radio Equipment Directive (RED)

hereby declare that:

Equipment: Remote Control Companion

Branded: **COMPANION<sup>®</sup>**

Model No: CD003-COR

Is in conformity with the applicable requirements of the above directives  
and the following documents:

ETSI EN 301 489-1 V2.2.3(2019) ETSI EN 300 220-1 V3.1.1 (2017)  
ETSI EN 300 220-2 V3.2.1 (2018) EN 62479 (2010)

Signed:



Name: Ashley Gasper  
Position: CEO  
Date: 01 January 2020

**CLANDESTINE**  
DEVICES

Function	Operation Frequency	Max RF outputpower	Limit
2.4G	2407MHz-2477MHz	-5.16dBm	10dBm.

This product can be used across EU member states.

Receiver Category: 1

Importer: xxxxxx

Manufacturer's Name: TOPARC TECHNOLOGY (SHENZHEN) CO.,LTD.

MMIC COMPANION CORAL

Model number: CD003-COR

Operating Temperature: -10° C to 40° C

This device was tested for typical body-worn operations. To comply with RF exposure requirements, a minimum separation distance of 0mm must be maintained between the user's body and the handset, including the antenna. Third-party belt-clips, holsters, and similar accessories used by this device should not contain any metallic components. Body-worn accessories that do not meet these requirements may not comply with RF exposure requirements and should be avoided. Use only the supplied or an approved antenna.

This device in compliance with the essential requirements and other relevant provisions of Directive 2014/53/EU. All essential radio test suites have been carried out.

1. CAUTION : RISK OF EXPLOSION IF BATTERY IS REPLACED BY AN INCORRECT TYPE. DISPOSE OF USED BATTERIES ACCORDING TO THE INSTRUCTIONS
2. The device complies with RF specifications when the device used at 0mm form your body

