

105 mm

We'd love to hear from you.
Scan with your Walmart
app and let us know what
you think.



onn.TM

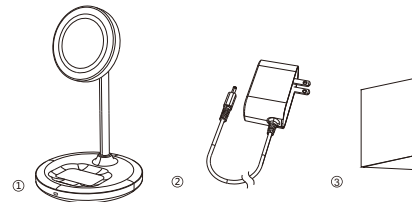
2 in 1 Magsafe® Wireless Charger

Model:W1BWHT100093977

PRODUCT GUIDE

April 06,2022_V01

◆ What is in the box?



- ① 2 in 1 Magsafe® Wireless charger
- ② 30W Adapter
- ③ User Manual

◆ Get to know your 2 in 1 Magsafe® Wireless charger

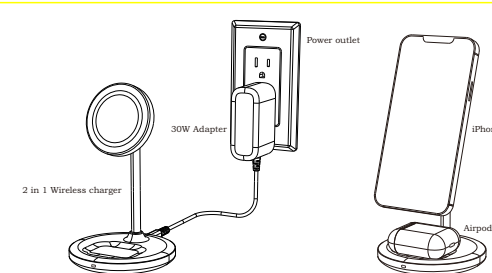
2 in 1 Wireless charger	W1BWHT100093977
Output for iPhone	15W Max.
Output for AirPods	5W Max.
Dimension	93*93*155mm

◆ Compatibility

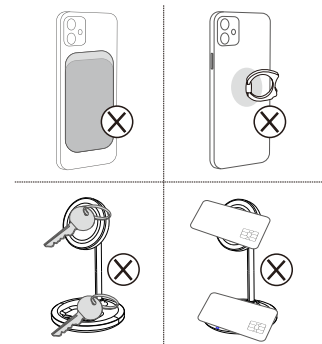
- Made for iPhone® 13 Pro Max, iPhone® 13 Pro, iPhone® 13, iPhone® 13 mini, iPhone® 12 Pro Max, iPhone® 12 Pro, iPhone® 12 and iPhone® 12 mini (15W for iPhone® 13 and iPhone® 12 series, 7.5W for iPhone® 8 versions and newer)
- Made for AirPods 2(need have wireless charging Case), AirPods 3, AirPods Pro
- Also charges with other Qi-enabled devices

◆ How to charge your devices.

Connect to Power Supply
Connect to 30W adapter before plugging into power outlet for power supply



- ◆ Begin to charge
- ◆ Remove any foreign object (if any)
Example: Magnet, holder, key or card



**Thick protective case ≥ 5mm or a case includes magnet or metallic material, may not allow proper charging function.

◆ Power:

Provide power to the MagSafe® Charging using Apple-branded compatible power adapters, or third-party power adapters that are compliant with applicable country regulations and international and regional safety standards, including the Standards for Safety of Information Technology Equipment (IEC 60950-1) and the Standards for Safety of Audio/Video, Information and Communication Technology Equipment (IEC 62368-1). Other adapters may not meet applicable safety standards, and using them could pose a risk of death or injury.

Recommended Power Adapter Specifications

- Frequency: 50 to 60 Hz, single phase
- Line Voltage: 100 to 240 VAC
- Output Voltage/Current: 9 VDC/3.3A
- Minimum Power Output: 30W
- Output Port: 3.5mm DC Jack

◆ Important Safety Instructions:

Don't use the MagSafe® Charger or the DC Jack power adapter in wet locations, such as near a sink, bathtub, or shower stall, and don't connect or disconnect them with wet hands. Disconnect the MagSafe® Charger, its cable, and the power adapter if any of the following conditions exists: You want to clean the MagSafe® Charger or the power adapter; the power cord or plug becomes frayed or otherwise damaged; the MagSafe® Charger, its cable, or the power adapter is exposed to rain, excessive moisture, or liquid; or the MagSafe® Charger, its cable, or the power adapter has been dropped, damaged, or you suspect it has been serviced or repaired. When you use the DC Jack power adapter, make sure the cable is fully inserted into the power adapter before you plug the adapter into a power outlet.

When using the MagSafe® Charger, remove metallic cases and avoid placing metallic foreign objects on it (for example, keys, coins, batteries, jewelry), as they may interfere with charging or become warm enough to cause discomfort or injury if your skin comes into contact with them. Don't place any item with an RFID tag (for example, a contactless credit card, passport, or access card) on the MagSafe® Charger, because the RFID tag could be damaged.

◆ Medical Device Interference:

The MagSafe® Charger contains magnets and radios that emit electromagnetic fields. These electromagnetic fields may interfere with medical devices, such as pacemakers and defibrillators. Consult your physician and medical device manufacture for information specific to your medical device and whether you and the MagSafe® Charger. If you suspect the MagSafe® Charger is interfering with your medical device,

stop using the MagSafe® Charger.

◆ FCC Statement:

This device complies with Part 15 of the FCC Rules. Operation is subject to the following two conditions: (1) this device may not cause harmful interference, and (2) this device must accept any interference received, including interference that may cause undesired operation.

◆ Warning:

Changes or modifications to this unit not expressly approved by the party responsible for compliance could void the user's authority to operate the equipment.

◆ NOTE:

This equipment has been tested and found to comply with the limits for a Class B digital device, pursuant to Part 15 of the FCC Rules. These limits are designed to provide reasonable protection against harmful interference in a residential installation. This equipment generates, uses and can radiate radio frequency energy and, if not installed and used in accordance with the instructions, may cause harmful interference to radio communications. However, there is no guarantee that interference will not occur in a particular installation. If this equipment does cause harmful interference to radio or television reception, which can be determined by turning the equipment off and on, the user is encouraged to try to correct the interference by one or more of the following measures:

- Reorient or relocate the receiving antenna.
- Increase the separation between the equipment and receiver.
- Connect the equipment into an outlet on a circuit different from that to which the receiver is connected.
- Consult the dealer or an experienced radio/ TV technician for help.

◆ Radiation Exposure statement:

This equipment complies with FCC radiation exposure limits set forth for an uncontrolled environment. This equipment should be installed and operated with minimum distance 20 cm between the radiator and your body. This transmitter must not be co-located or operating in conjunction with any other antenna or transmitter.

Need help? We're here for you every day from 7a.m.-9p.m. CST Give us a call at 1-888-516-2630

75 mm

75 mm

75 mm

75 mm

75 mm

75 mm