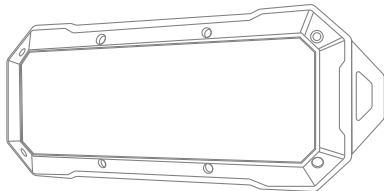


76.2 mm

76.2 mm

SOUNDPRO WATERPROOF MAGNETIC SPEAKER-BLACK









IC: 21530-101736
FCC ID: 2AGR4-101736

BC Instruction Manual

SPECIFICATION

- Item: 101736-001B
- IPX6
- 33 ft. operating distance
- 1200 mAh battery
- 40 mm driver
- Approx. 3 hour play time
- Output power- 2x 5 watt
- Input-5V/500mAh, 3.5mm aux, Micro USB
- Bluetooth Version:V5.1
- Frequency Range : 2402MHz ~ 2480MHz
- Modulation Type : GFSK, $\pi/4$ -DQPSK for Bluetooth V5.1(DSS)

BUTTON FUNCTIONS

-  Power ON/OFF (Press and hold 2-3 seconds)
-  Previous Song
-  Next Song
-  Volume Down
-  Volume Up
-  Play/Pause

LED INDICATOR GUIDE

- Charging: Red LED on
- Fully Charged: Red LED off
- Pairing Mode: Blue LED will flash quickly
- Connected: Blue LED on
- Playing: Blue LED will flash slowly

PAIRING THE DEVICE/BASIC OPERATIONS

Press the ON/OFF button for 2-3 seconds or until you hear "di di di".

- On your device's wireless connection menu, find and select "GEMLINE SPKR".

The blue LED will flash slowly when the pairing is complete, and you will hear "di di di".

- The blue LED will stay on while the speaker is on.
- When the battery is low, the speaker will beep every 20 seconds.

To turn the speaker off, press and hold the ON/OFF button for 2-3 seconds. You will hear "di di di".

封面

1

2

CHARGING THE SPEAKER

- Plug the charging cable into the charging port of the speaker. Plug the USB into a compatible power source
- The red LED will turn on and indicate if the speaker is charging.
- Once the speaker is fully charged, the red LED will turn off. When the device indicates the battery is low, approx.4-5 hours of charging time is needed to fully recharge the battery.

SAFETY INFORMATION

- Do not attempt to disassemble the device.
- Do not expose the device to extreme heat or flames.
- The speaker may become warm while charging. This is normal.
- Ensure all cable connections are removed and port cap is closed and tightly sealed before getting the speaker near water.
- Do not expose the speaker to water while it is charging. This may result in permanent damage to the speaker or power source.

PACKING LIST

- USB Charging cable
- User Manual
- Kraft box

This device complies with Industry Canada licence-exempt RSS standard(s). Operation is subject to the following two conditions: (1)this device may not cause interference, and(2) this device must accept any interference, including interference that may cause undesired operation of the device.

Le présent appareil est conforme aux CNR d'Industrie Canada applicables aux appareils radio exempts de licence. L'exploitation est autorisée aux deux conditions suivantes: (1) l'appareil ne doit pas produire de brouillage, et(2) l'utilisateur de l'appareil doit accepter tout brouillage radioélectrique subi, même si le brouillage est susceptible d'en compromettre le fonctionnement.

NOTE: This equipment has been tested and found to comply with the limits for a Class B digital device, pursuant to part 15 of the FCC Rules. These limits are designed to provide reasonable protection against harmful interference in a residential installation. This equipment generates uses and can radiate radio frequency energy and, if not installed and used in accordance with the instructions, may cause harmful interference to radio communications. However, there is no guarantee that interference will not

occur in a particular installation. If this equipment does cause harmful interference to radio or television reception, which can be determined by turning the equipment off and on, the user is encouraged to try to correct the interference by one or more of the following measures:

- Reorient or relocate the receiving antenna.
- Increase the separation between the equipment and receiver.
- Connect the equipment into an outlet on a circuit different from that to which the receiver is connected.
- Consult the dealer or an experienced radio/TV technician for help.

Changes or modifications not expressly approved by the party responsible for compliance could void the user's authority to operate the equipment. This device complies with Part 15 of the FCC Rules. Operation is subject to the following two conditions:

- (1) this device may not cause harmful interference, and
- (2) this device must accept any interference received, including interference that may cause undesired operation.

3

4

封底