




## 8 PHOTOGRAPHS OF THE TEST CONFIGURATION

### CONDUCTED EMISSION TEST


#### Mode 1




## Mode 2



### Mode 3



## Mode 4









## RADIATED EMISSION TEST

### Below 1GHz



### Mode 1



## Mode 2





### Mode 3







## Mode 4









## Mode 5



## Above 1GHz Mode 1





## Mode 2





### Mode 3



### Mode 4

