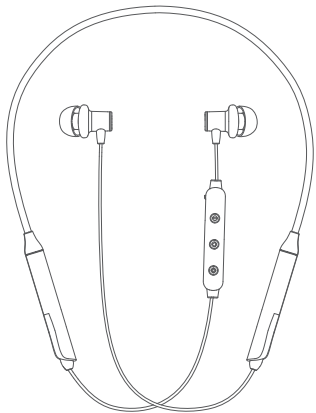
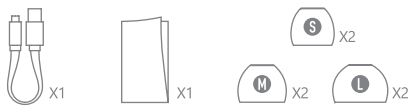


MODEL:BT-520E

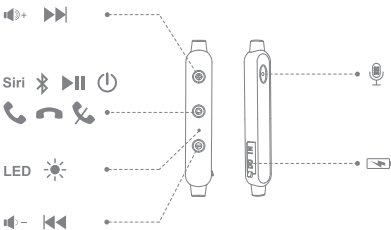


BLUETOOTH HEADPHONE

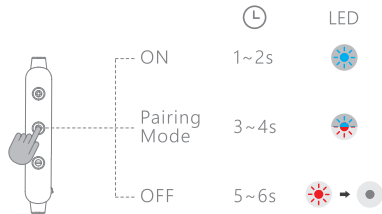
Package



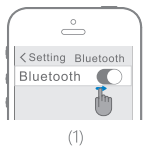
Diagram



Power ON / OFF

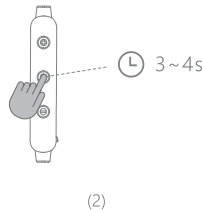


How To Pair



Set "ON"State for the bluetooth button.

Stellen Sie den "EIN"-Zustand für die Bluetooth-Taste ein.
Réglez l'Etat "ON" pour le bouton Bluetooth.
Ajuste el estado "ON" para el botón Bluetooth.
Impostare lo stato "ON" per il pulsante Bluetooth.
Bluetoothボタンをオンにします。



Shutdown state , long press power button for "3~4S", enter pairing mode directly.

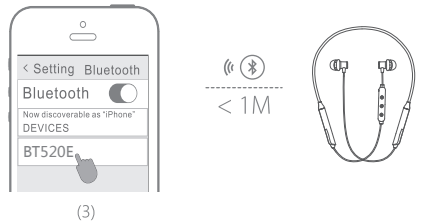
Halten Sie die Ein / Aus-Taste im ausgeschalteten Zust- and 3-4 Sekunden lang gedrückt, um den Kopplungsmodus direkt zu aktivieren.

Dans l'état d'arrêt, appuyez longuement sur le bouton d'alimentation pendant 3-4 s pour entrer directement en mode d'appairage.

En el estado de apagado, mantenga presionado el botón de Encendido durante 3-4 segundos para ingresar directamente al modo de emparejamiento.

Nello stato di spegnimento, premere il pulsante di accensione circa 3 o 4 secondi per accedere la modalità di accoppiamento.

シャットダウン状態で電源ボタンを3-4秒間長押しすると、直接にペアリングモードに入ります。

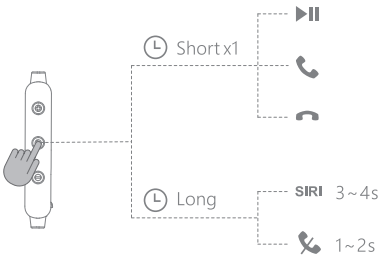


FCC Statement

Changes or modifications not expressly approved by the party responsible for compliance could void the user's authority to operate the equipment.
This equipment has been tested and found to comply with the limits for a Class B digital device, pursuant to Part 15 of the FCC Rules. These limits are designed to provide reasonable protection against harmful interference in a residential installation. This equipment generates uses and can radiate radio frequency energy and, if not installed and used in accordance with the instructions, may cause harmful interference to radio communications. However, there is no guarantee that interference will not occur in a particular installation. If this equipment does cause harmful interference to radio or television reception, which can be determined by turning the equipment off and on, the user is encouraged to try to correct the interference by one or more of the following measures:
-- Reorient or relocate the receiving antenna.
-- Increase the separation between the equipment and receiver.
-- Connect the equipment into an outlet on a circuit different from that to which the receiver is connected.
-- Consult the dealer or an experienced radio/TV technician for help
This device complies with part 15 of the FCC rules. Operation is subject to the following two conditions
(1) this device may not cause harmful interference, and
(2) this device must accept any interference received, including interference that may cause undesired operation.

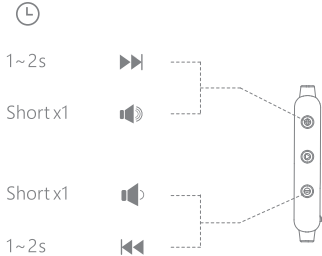
Play / Pause / Answer / Hang Up / Reject / Siri

Spielen / Pause / Antworten / Auflegen / Ablehnen / Siri
Play / Pause / Réponse / Raccrocher / Rejeter / Siri
Reproducir / Pausa / Contestar / Colgar / Rechazar / Siri
Riproduzione / Pausa / Risposta / Riaggancia / Rifiuta / Siri
プレー / 一時停止 / 通話に応答 / 通話終了 / 通話拒否 / Siri

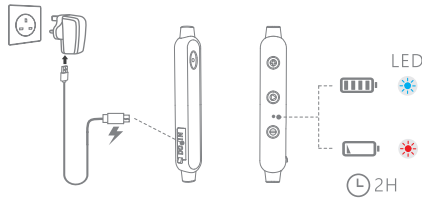


Volume Control / Music Control

Lautstärkeregler / Musiksteuerung
Contrôle de Volume / Contrôle de la Musique
Control de volumen / Control de la música
Controllo del volume / Controllo della musica
音量調節 / 音楽コントロール



Charge Battery



Correct Disposal of This Product

(Waste Electrical& Electronic Equipment)
This Marking shown on the product or its literature, indicate that it should not be disposed with other household wastes at the end of its working life.

To prevent possible harm to the environment or human health from uncontrolled waste disposal, please separate this from other types of wastes and recycle it responsibly to promote the sustainable reuse of material resources. Household user should contact either the retailer where

they purchased this product, or their local government office, for details of where and how they can take this item for environmentally safe recycling.

Business users should contact their supplier and check the terms and conditions of the purchase contract. This product should not be mixed with other commercial wastes for disposal.

Fcc Statement

Operation is subject to the following three conditions:

- (1) This device may not cause harmful interference.
- (2) This device must accept any interference received, including interference that may cause undesired operation.
- (3) This device has been evaluated to meet general RF exposure requirement. The device can be used in portable exposure condition without restriction.

Note:

This equipment has been tested and found to comply with the limits for a Class B digital device, pursuant to part 15 of the FCC Rules. These limits are designed to provide reasonable protection against harmful interference in a residential installation. This equipment generates, uses and can radiate radio frequency energy

and, if not installed and used in accordance with the instructions, may cause harmful interference to radio communications. However, there is no guarantee that interference will not occur in a particular installation. If this equipment does cause harmful interference to radio or television reception, which can be determined by turning the equipment off and on, the user is encouraged to try to correct the interference by one or more of the following measures:

- Reorient or relocate the receiving antenna.
- Increase the separation between the equipment and receiver.
- Connect the equipment into an outlet on a circuit different from that to which the receiver is connected.
- Consult the dealer or an experienced radio / TV technician for help.

Notification

1. Please fully charge it if it was going to be lain idle for a long time and place it in a cool and dry place. Please recharge it each 2 months for storage.
2. Please fully charge it for the first use.

Benachrichtigung

1. Wenn Kopfhörer für lange Zeit nicht verwendet wird, laden Sie bitte es voll auf und bewahren Sie es an einem kühlen und trockenen Platz. Bitte laden Sie es alle 2 Monate zur Lagerung auf.
2. Bitte laden Sie es für den ersten Gebrauch auf.

Notificación

1. Por favor, cargarlo completamente si iba a quedar inactivo or un largo tiempo y colocarlo en un lugar fresco y seco. Recargue cada 2 meses para su almacenamiento.
2. Por favor, cargue completamente para el primer uso.

Notificazione

1. Si prega di caricarlo completamente se stava per essere rimasto inattivo per lungo tempo e metterlo in un luogo fresco e asciutto. Si prega di ricarica ogni 2 mesi per l'archiviazione.
2. Si prega di caricarlo completamente per il primo utilizzo.

Notification

1. Veuillez le charger complètement s'il allait rester inactif pendant un certain temps et le placer dans un endroit frais et sec. Veuillez le recharger tous les 2 mois pour le stockage.
2. Chargez-le complètement lorsque vous l'utilisez pour la première fois.

お手入れ方法と注意事項

1. 超時間使用しない場合、本製品を予め充電してください。乾燥で涼しい場所で保存してください。また、2ヶ月に一度に満充電してください。
2. 初めて使用する前に、本製品を満充電してから使用してください。