

NAUTICA

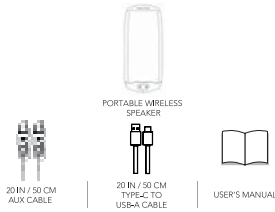
PORTABLE
WIRELESS SPEAKER
S220Thank you for purchasing an original
Nautica Portable Wireless Speaker - S220

You are getting a high quality product that's built to combine technology and design for your everyday use.

Please read the below info carefully to get the most out of your new product.

This guide is ENGLISH only. For other languages and more detailed info on care, use and warranty, please visit technofashion.com

WHAT'S IN THE BOX



HOW TO USE



- 1. Short Press:** Decrease Volume
Long Press: Previous Track
- 2. Short Press:** Switch Mode (USB/TF Card/AUX/Bluetooth)
Long Press: TWS* mode ON/OFF
- 3. Short Press:** Increase Volume
Long Press: Next Track
- 4. Long Press:** Power ON/OFF
Short Press: Play/Pause
- 5. Long Press:** RGB Light ON/OFF
Short Press: Switch RGB Light

*You can play two speakers simultaneously in True Wireless mode. When the speakers are connected, you will hear a beep.

BLUETOOTH PAIRING

The speaker will automatically be in Bluetooth pairing mode once powered ON. Now that your Nautica Wireless Outdoor Speaker is searching for a Bluetooth device to pair with, locate "Nautica S220" on your device among available Bluetooth connections.

HANDS FREE CALLING


Please ensure your mobile phone is paired with device.

- 4. Short Press:** Answer call / End call
Double Short Press: Dial of Area number



CHARGING


For the best experience, it is recommended to charge the unit before first use. Plug the Type-C end of the included USB rechargeable cable into the charging port. Plug the other end into a USB port on your computer or other devices made for USB charging. Red LED light illuminates indicating that the device is being charged. It needs 2 hours to complete charging. Once the speaker is fully charged, LED light would turn OFF.



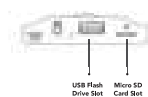
PLAY IN AUX MODE

Insert one end of the AUX cable (included) into the AUX port, plug the other end to the audio device (such as phone / player / computer / tablet etc.)

Note: In AUX mode, media can be controlled via the source device.

STREAM MUSIC FROM MICRO SD CARD
OR USB FLASH DRIVE

Insert the Micro SD Card or USB Drive preloaded with songs, into the Micro SD Card Slot or USB Card Slot of the speaker correspondingly. Speaker would automatically start playing songs from the Micro SD Card or USB Drive.



TECHNICAL SPECIFICATIONS

Bluetooth Version	v 5.1
Play Time	Up to 6 hours
Charging Time	2 hours
Battery Capacity	1800 mAh
Output Power	10 W
Input	5V / 1A
Wireless Range	Up to 33 ft / 10 m
Product Dimensions	3.7*3.7*8.3 in / 95*95*210 mm
Product Weight	25.6 oz / 725 g
Charging Port	Type-C
Support USB Drive / Micro SD / AUX	
Hands-Free Call	
TWS mode	

SAFETY AND MAINTENANCE

Before you use the device, read the following precautions carefully to ensure optimal product performance.

Keep the speaker away from heat sources, direct sunlight, humidity, water and other liquids, dust and lint.

Do not expose the unit to extremely high or low temperature as this will shorten the life of electronic devices, destroy the battery or distort certain plastic parts.

Do not dispose of the unit in fire as it will result in an explosion. Batteries (battery pack or batteries installed) shall not be exposed to excessive place, such as direct sunshine, fire etc.

Avoid dropping the unit onto the floor. The internal circuit might get damaged. Do not use the speaker if it has been dropped or damaged.

Please do not disassemble, repair, or transform the product. Repairs to electrical equipment should only be performed by a qualified electrician. Improper repairs may place the user at serious risk.

Do not insert objects into any of the openings.

Do not use this speaker for any other purpose than intended.

Do not use abrasive cleaning solvents to clean the unit.

Do not expose the unit to contact with sharp objects as this will cause scratches and damage.

WARRANTY INFORMATION

We do our best to make sure that this product is free from defects in materials and workmanship for a period of 1 year.

The following conditions must be met for your warranty claim to be approved:
You must have purchased the product from a Nautica or Technofashion authorized dealer.

You must provide proof as to the date of purchase from the Nautica or Technofashion authorized dealer.

You must have used the product only as intended and in accordance with the product's care instructions.

Within 12 months after the purchase, in case of the product is determined to be defective (at the date of original purchase) due to improper materials or workmanship, you are entitled to free repair or

exchange of goods. The product should be returned to Technofashion. The warranty does not cover defects caused by third-party modifications, repairs, or replacement parts.

Punctures, scratches, normal wear and tear and the natural breakdown of colors and materials over extended time and use are not warranted. Warranty applies to the USA only.

We will make every effort to replace limited edition or discontinued products but cannot guarantee availability for replacement.

Any limited edition or discontinued product still under its applicable warranty that cannot be replaced with an identical product will be replaced with the equivalent model based on availability.

We may make changes to products and designs in the time you purchased your product and submitted a warranty claim.

Products repaired or replaced under this warranty may or may not incorporate these changes.

SUPPORT

For any questions, email us at support@technofashion.com

FCC ID: 2AZBO-N00019

This device complies with Part 15 of the FCC Rules. Operation is subject to the following two conditions: (1) this device may not cause harmful interference, and (2) this device must accept any interference received, including interference that may cause undesired operation.

This device has been tested and found complying with the limits for a Class B digital device, pursuant to Part 15 of the FCC Rules. These limits are designed to provide reasonable protection against harmful interference in a residential installation. This device generates, uses, and can radiate radio frequency energy and, if not installed and used in accordance with the instructions, may cause harmful interference to radio communications.

However, there is no guarantee that interference will not occur in a particular installation. If this device does cause harmful interference to radio or television reception, which can be determined by turning the device off and on, the user is encouraged to try to correct the interference by one or more of the following measures:

- Reorient or relocate the receiving antenna.
- Increase the separation between the device and receiver.
- Connect the device into an outlet on a circuit different from that to which the receiver is connected.
- Consult the dealer or an experienced radio/TV technician for help. Changes or modifications not expressly approved by the party responsible for compliance could void the user's authority to operate the equipment.

NAUTICA

designed, manufactured, distributed by
TECHNOFASHION

© 2022 Technofashion, Inc. All Rights Reserved.
Designed in USA. Made in China.
May be patented. See technofashion.com/patents

