

Modular Approval Request Letter

Date: 2021-04-01

FCC ID: 2ANOG-A98M

IC: 23153-A98M

Type of Equipment: Wireless Smart Audio Module

The following requirements according to FCC Part 15.212 are met:

i RF shielding

The radio portion has its own shielding (see external photos).

ii Buffered modulation/data inputs

It has been integrated in the chipset AP6256.

iii Power supply regulation

It is integrated in circuits of U1/U2/U3/U4.


iv Antenna requirements section 15.203, 15.204 b and 15.204 c

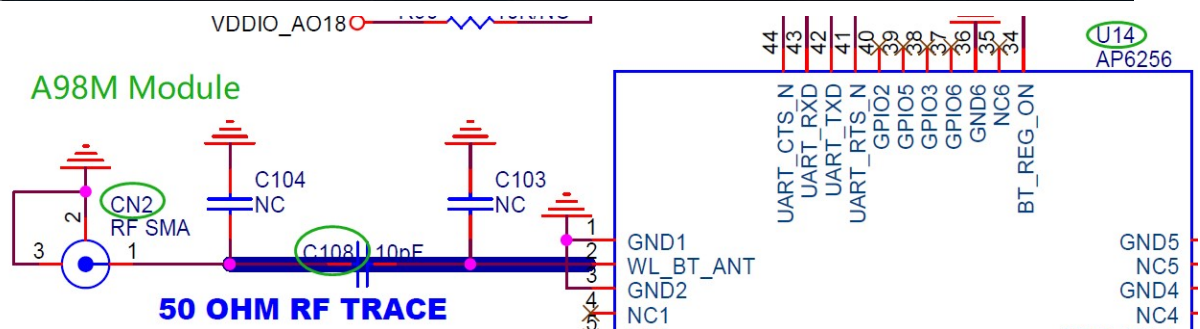

The module only provides one U.FL Gen1 connector. Spurious emission requirements are met (Refer to the attached test report)

v Stand alone test configuration

As shown in the circuit diagram, there are U14 (AP6256), C108(filter capacitor) and Cn2 (IPEX connector) on the RF path of A98M module, and the FPC antenna (W667-1B-A) is directly connected to the Cn2 on the A98M module,so this setup does not affect RF test results.

EVB is only used to assist A98M authentication (It provides 5V DC power supply for A98M module). Its interfaces include Micro USB, USB Type-A, 3.5mm phone jack, key array, MIC array and LED array etc, so the EVB does not affect the RF test results.





vi Labelling

The module has its own label. The instruction of labelling rules for the host device has been stated in the user manual.

vii Compliance on specific rule or operating requirements

The required FCC rules has been fulfilled and all instructions of maintaining compliance are clearly stated in the user manual.

viii RF Exposure

RF exposure requirements are fulfilled for mobile configuration. The installation of the module is restricted to mobile host devices what is clearly stated in the installation instruction of the user manual.

For portable applications, OEM integrators need SAR evaluation and an own FCC ID.

Cunxue Wang

Name: Cunxue Wang
Title: HW Manager
Company: Linkplay Technology Inc.